

Singer 32-1	Singer 32-29
Singer 32-2	Singer 32-30
Singer 32-3	Singer 32-31
Singer 32-4	Singer 32-32
Singer 32-5	Singer 32-34
Singer 32-6	Singer 32-37
Singer 32-7	Singer 32-38
Singer 32-8	Singer 32-39
Singer 32-9	Singer 32-41
Singer 32-10	Singer 32-42
Singer 32-11	Singer 32-43
Singer 32-12	Singer 32-44
Singer 32-13	Singer 32-45
Singer 32-14	Singer 32-46
Singer 32-15	Singer 32-47
Singer 32-16	Singer 32-48
Singer 32-17	Singer 32-49
Singer 32-18	Singer 32-51
Singer 32-19	Singer 32-52
Singer 32-20	Singer 32-53
Singer 32-21	Singer 32-54
Singer 32-22	Singer 32-55
Singer 32-23	Singer 32-56
Singer 32-24	Singer 32-57
Singer 32-25	Singer 32-58
Singer 32-26	Singer 32-59
Singer 32-27	Singer 32-60
Singer 32-28	Singer 32-61
	Singer 32-62

FORM 8672
MAY, 1931
PRINTED IN U. S. A.

LIST OF PARTS



MACHINES

Nos. 32-1 to 32-32, 32-34, 32-36
to 32-39, 32-41 to 32-49
and 32-51 to 32-62

*** A TRADE MARK OF
THE SINGER MANUFACTURING COMPANY

From the library of: Diamond Needle Corp

INDEX

	PAGE
ACCESSORIES.....	244
BOBBIN WINDERS.....	250
BINDERS.....	244
BINDER ON SHANK FOR 32-1 MACHINE.....	246
" " " " 32-56 MACHINE.....	247
CUTTING PUNCHES.....	249
DRIVING ATTACHMENT.....	252
EDGE GUIDE.....	247
FELLER (FOOT).....	247
GAUGE FOR HAT SWEATS.....	247
HAT SWEAT ATTACHMENT.....	242
HEMMERS.....	248
IRON BASE.....	243
KNEE LIFTER PARTS.....	255
LIST OF SPECIAL PARTS.....	242
MACHINE HINGES.....	243
MACHINE No. 32-1.....	9
" " 32-2.....	18
" " 32-3.....	25
" " 32-4.....	32
" " 32-5.....	33
" " 32-6.....	39
" " 32-7.....	40
" " 32-8.....	41
" " 32-9.....	48
" " 32-10.....	54
" " 32-11.....	61
" " 32-12.....	68
MACHINES Nos. 32-13 AND 32-14.....	69
" " 32-15 AND 32-16.....	70
MACHINE No. 32-17.....	71
" " 32-18.....	72
" " 32-19.....	79
" " 32-20.....	80
" " 32-21.....	81
" " 32-22.....	82
" " 32-23.....	90
" " 32-24.....	91
" " 32-25.....	98
" " 32-26.....	105
" " 32-27.....	107
" " 32-28.....	115
" " 32-29.....	116
" " 32-30.....	124
" " 32-31.....	125

From the library of: Diamond Needle Corp

COPYRIGHT, U. S. A.
1918, 1921, 1922, 1924 AND 1931,
BY THE SINGER MANUFACTURING COMPANY
ALL RIGHTS RESERVED FOR ALL COUNTRIES

INDEX-Continued

	PAGE
MACHINE No. 32-32.....	126
“ “ 32-34.....	132
“ “ 32-36.....	133
“ “ 32-37.....	134
“ “ 32-38.....	135
“ “ 32-39.....	136
“ “ 32-41.....	138
“ “ 32-42.....	145
“ “ 32-43.....	146
“ “ 32-44.....	147
“ “ 32-45.....	155
“ “ 32-46.....	162
“ “ 32-47.....	163
“ “ 32-48.....	164
“ “ 32-49.....	171
“ “ 32-51.....	172
“ “ 32-52.....	179
“ “ 32-53.....	186
“ “ 32-54.....	196
“ “ 32-55.....	197
“ “ 32-56.....	198
“ “ 32-57.....	206
“ “ 32-58.....	214
“ “ 32-59.....	223
“ “ 32-60.....	224
“ “ 32-61.....	226
“ “ 32-62.....	234
NUMERICAL LIST OF PARTS.....	273
OBSOLETE PARTS.....	263
PARTS FOR JOINING TWO EDGES OF PLUSH.....	248
STAND (HIGH SPEED).....	259
“ (ROCKING TREADLE).....	259
STARTING TREADLE PARTS.....	261
TABLE BELT GUIDE.....	262
THREAD UNWINDER FOR ONE SPOOL.....	262
“ “ “ TWO SPOOLS.....	262
TREADLE PARTS.....	261
TUCKER (LONG ARM).....	249

INSTRUCTIONS FOR ORDERING

In ordering from this list, use **ONLY** the part **NUMBER** in the **FIRST** column.

The number stamped on a Sewing Machine part is in every case the number of the single part only.

Every combination of parts sent out as such has its specific number, which, although not stamped on the parts, must be used when ordering the combination.

Each number always indicates the **SAME PART** in whatever list it appears, or for whatever machine.

The letters after some of the numbers indicate the style of finish only, as follows:

- A—Hardened, Polished, Nickel Plated and Buffed
- B—Polished, Nickel Plated and Buffed
- C—Hardened Only
- D—Polished Only
- E—Soft, Not Polished
- F—Hardened and Polished
- H—Blued
- J—Nickel Plated Only
- K—Hardened and Nickel Plated
- L—Brass Plated
- M—Oxidized
- N—Japanned, Dull
- P—Japanned, Bright
- R—Merlized
- T—Copper Plated
- T. A.—Hardened, Polished, Copper and Nickel Plated and Buffed
- T. B.—Copper and Nickel Plated and Polished
- T. J.—Copper and Nickel Plated Only
- T. K.—Hardened, Copper and Nickel Plated
- T. M.—Copper Plated and Oxidized
- T. L.—Copper and Brass Plated
- U—Zinc Plated
- V—Silver Plated
- W—Polished and Nickel Plated
- Y—Black Nickel Plated Only
- Z—Chromium Plated
- Z. B.—Polished, Nickel Plated, Buffed and Chromium Plated
- Z. J.—Nickel and Chromium Plated

These letters **MUST BE USED** when they appear in the list; and **AFTER** the number **as** in the list.

In this series:


- 1 to 1500 and 50001 to 51500 are Screw Numbers
- 1501 to 1800 and 51501 to 51800 are Nut Numbers
- 1801 to 2000 and 51801 to 52000 are Roller Numbers
- 2001 to 50000 and 52001 and upward are numbers of Sewing Machine Parts and Electrical Parts

The figures in the second column refer only to the plates, illustrating the parts, and are **NOT TO BE USED** in ordering.

Parts marked with an asterisk (*) are furnished only when repairs are made at factory.

When ordering parts which differ as to **Gauge** (the distance between seams) the Gauge, as well as the **Number must be given** on order.

LIST OF PARTS COMPLETE
FOR



MACHINE No. 32-1

FOR OVERSEAMING. NEEDLE THROW UP TO 1/4
INCH; NEEDLE VIBRATES BOTH SIDES OF
CENTRE LINE. DROP FEED.

NO.	PLATE	NAME
*7251	—	Arm with 122d, 283d and 7257.....
2002	583	" Dowel Pin.....
123E	540	" Screw.....
7252	551	" Shaft (horizontal).....
33875	3465	" " " Gear (24 teeth) with 458c.....
2117	583	Arm Shaft (horizontal) Gear Pin.....
458c	584	" " " " Set Screw....
144d	540	" " " " Screw.....
15517	551	" " (upright).....
7599	571	" " " " Collar with 462c...
2117	583	" " " " Pin.....
462c	5500	" " " " Set Screw...
33876	3465	" " " " Gear (24 teeth) with 449c.....

From the library of: Diamond Needle Corp

NO.	PLATE	NAME
33950	—	Needle Bar Frame Cam and Bevel Gear 33949 with 15c.....
7290	551	Needle Bar Frame Cam and Bevel Gear Cover.....
190D	540	Needle Bar Frame Cam and Bevel Gear Cover Screw.....
15c	584	Needle Bar Frame Cam and Bevel Gear Screw.....
33970	3474	Needle Bar Frame Driving Bevel Pinion (18 teeth) with two 453c.....
453c	540	Needle Bar Frame Driving Bevel Pinion Set Screw.....
7293	552	Needle Bar Frame Pitman.....
646F	585	" " " " Hinge Screw ..
7294	571	" " " " " Stud ...
620c	586	" " " " " " Stop Screw
15990	3423	Needle Bar Frame Regulator with 1820, for $\frac{3}{2}$ in. needle throw.....
15991	3423	Needle Bar Frame Regulator with 1820, for $\frac{3}{2}$ in. needle throw.....
7295	552	Needle Bar Frame Regulator with 1820, for $\frac{1}{4}$ in. needle throw.....
549c	585	Needle Bar Frame Regulator Adjusting Screw Stud.....
7070	573	Needle Bar Frame Regulator Adjusting Screw Stud Sleeve.....
226J	585	Needle Bar Frame Regulator Adjusting Screw Stud Stop Screw (lower) for 7295, 15990 and 15991.....
226J	585	Needle Bar Frame Regulator Adjusting Screw Stud Stop Screw (upper) for 7295
233J	585	Needle Bar Frame Regulator Adjusting Screw Stud Stop Screw (upper) for 15990 and 15991.....
1589D	3468	Needle Bar Frame Regulator Adjusting Screw Stud Thumb Nut.....
1820	586	Needle Bar Frame Regulator Roller and Stud.....
33948	3474	Needle Bar Frame Regulator Shaft.....
6533	573	" " " " " Collar with 460c.....
460c	584	Needle Bar Frame Regulator Shaft Collar Set Screw.....
7298	583	Needle Bar Frame Regulator Shaft Pin....
577c	585	" " " " Screw Centre (lower)..
1517E	586	" " " " " " Nut

NO.	PLATE	NAME
673F	585	Needle Bar Frame Screw Centre (upper)
1517D	586	" " " " " " "
		Nut.....
15537	573	Needle Bar Gib.....
7287	573	" Clamp with 196F.....
196F	540	" " Screw.....
7288	573	" " Thread Guide.....
665J	585	" " " " Screw.....
15588	583	" Stop Pin.....
14031	552	Oscillating Rock Shaft with 4784.....
14856	571	" " " Crank with 735c..
2049	583	" " " " Pin.....
735c	586	" " " " Set Screw..
4784	3468	" " " Oil Pad.....
7317	552	" Shaft.....
7318	571	" " Crank with 735c and 1813.....
2049	583	Oscillating Shaft Crank Pin.....
1813	541	" " " Roller and Stud..
735c	586	" " " Set Screw.....
7299	552	Presser Bar.....
2062	553	" " Lifter.....
36c	540	" " " Screw.....
8399	566	" " Spring.....
15992	3416	" " " for 15993 and 15994..
7300	571	" " " Bracket with 740c....
740c	585	" " " " Set Screw....
2070	573	" " " Washer.....
7301	575	" Foot, large needle hole, for 7269, 7271 and 15786.....
7302	—	Presser Foot, small needle hole, for 7269, 7271 and 15786.....
NOTE: Nos. 7301 and 7302 are sent with this machine, unless other Presser Feet are specified on order.		
7303	577	Presser Foot for 7270, 7272, 15740 and 15746.....
15993	3452	Presser Foot, for $\frac{3}{2}$ in. needle throw, for 15989.....
15994	3452	Presser Foot, for $\frac{3}{2}$ in. needle throw, for 15989.....
15696	3405	Presser Foot (left) with 7311, for 15697...
15695	3405	" " (right) with 7311, for 15697..
15694	3405	" " Bracket for 15697 and 15793
7309	592	" " Cap for 15697 and 15793....
220J	584	" " " Screw.....
7310	592	" " Hinge Connection for 15697 and 15793.....

NO.	PLATE	NAME
106D	584	Presser Foot Hinge Connection Hinge Screw.....
7311	592	Presser Foot Hinge Connection Pin.....
15697	3454	Presser Foot (compensating) complete for 15657, for harness saddle pads, Nos. 106D, 220J, 7309, 7310 and 15694 to 15696.....
NOTE: When ordering the following Nos. 15695, 15696 or 15697 give the distance between the edges of material to be joined.		
15791	3405	Presser Foot (left) with 7311, for 15793...
15792	3405	" " (right) with 7311 for 15793..
15793	3454	Presser Foot (compensating) complete, for 7269, 7271 and 15786, for joining two strips of leather, Nos. 106D, 220J, 7309, 7310, 15694, 15791 and 15792....
15997	581	Presser Foot Body.....
7634	592	" " Stop Pin.....
7635	592	" " " " Hinge Pin.....
7636	592	" " " " Spring.....
7633	581	Presser Foot complete, for suspender ends, for 7637, Nos. 7634 to 7636 and 15997.
33937	—	Presser Foot Body.....
33938	—	" " Plate (glass).....
33939	3472	Presser Foot (glass plate) complete, for stitching lace in centre and on edge, Nos. 33937 and 33938.....
176D	586	Presser Foot Screw.....
263E	541	Pressure Regulating Thumb Screw.....
2996	5500	Shuttle Bobbin.....
33941	—	" " Case.....
15141	—	Shuttle Bobbin Case Hinge, Nos. 2973, 2974 and 15140.....
15140	5500	Shuttle Bobbin Case Latch.....
2973	5500	" " " " Lever.....
2974	5500	" " " " Fulcrum Pin.....
2975	5500	Shuttle Bobbin Case Latch Spring.....
592E	5500	" " " " Stop Screw...
*7553	5500	" " " " Position Finger.....
2523	5500	" " " " Rivet.....
33993	3463	" " " " Plate.....
391J	584	" " " " Screw.....
33942	3474	Shuttle Bobbin Case complete, Nos. 591F, 592E, 2523, 2975, 7553, 15141, 15278 and 33941.....

NO.	PLATE	NAME
15728	5500	Shuttle Body.....
591F	5500	" Tension Regulating Screw.....
15278	3474	" " Spring.....
15729	5500	Shuttle, 1½ in. diam., Nos. 2996, 15728 and 33942.....
*15730	—	Shuttle Driver.....
15731	5500	" " 15730 with two 462c.....
2049	583	" " Pin.....
462C	5500	" " Set Screw.....
7319	551	" Pitman with 44361, 49308 and four 187D.....
*44361	—	Shuttle Pitman Cap (left).....
187D	3468	" " " " Screw.....
*49308	—	" " " (right).....
187D	3468	" " " " Screw.....
777C	541	" " Connecting Ball Joint Screw.....
1519E	541	Shuttle Pitman Connecting Ball Joint Screw Nut.....
7595	552	Shuttle Pitman Crank Wheel with 435c and 743c.....
743C	540	Shuttle Pitman Crank Wheel Position Screw.....
435C	540	Shuttle Pitman Crank Wheel Set Screw..
14049	554	" Race Back.....
2532	583	" " " Position Pin.....
2533	554	" " " Spring.....
648D	540	" " " " Screw.....
33943	—	" " Body.....
33944	—	" " " 33943 with 7326 and two 662D.....
33945	—	Shuttle Race Body 33944 with two 2532..
33946	—	" " " 33945 with 33993 and two 391J.....
33947	3475	Shuttle Race complete, Nos. 648D, 2533, 14049 and 33946.....
7326	554	Shuttle Race Cap.....
662D	540	" " " Screw.....
7593	551	" " Bracket.....
145F	540	" " Screw.....
7596	—	Shuttle Race Bracket complete, Nos. 7317, 7318, 7593, 14031, 14856, 15730 and three 2049.....
14051	566	Shuttle Race Bracket Adjusting Slide....
219F	540	" " " " " Screw.....
14105	3424	" " " " " Steady Pin.....

NO.	PLATE	NAME
135d	585	Shuttle Race Bracket Screw.....
2102	569	Tension Disc.....
1560c	541	" Regulating Thumb Nut.....
33932	3474	" Releaser with 10136.....
106d	584	" " Hinge Screw.....
10135	3474	" " Spring.....
10136	3474	" " Hook.....
413c	586	" Screw Stud.....
33892	—	" " " 413c with 1560c.....
2103	569	" Spring (heavy).....
8238	592	" " (light).....
7332	569	" Thread Guard.....
7331	—	Tension complete, Nos. 2103, 7335, 7336, 33892 and two 2102.....
33899	—	Tension complete, Nos. 7335, 7336, 8238, 33892 and two 2102.....
2112	583	Thread Retaining Disc with 2113.....
2113	583	" " " Steady Pin.....
2114	583	" " Spring.....
2115	583	" " Stud.....
460c	584	" " " Set Screw.....
2111	583	Thread Retainer Guide complete, Nos. 2112, 2114 and 2115.....
*33903	—	Thread Take-up Cam.....
7562	553	" " " 33903 with 448c.....
2117	583	" " " Pin.....
448c	540	" " " Set Screw.....
*7334	553	" " Lever with 1822.....
33850	—	" " " 7334 with 79c.....
7530	563	" " " with 1822, for har- ness saddle pads.....
79c	540	Thread Take-up Lever Hinge Screw.....
1822	541	" " " Roller and Stud.....
7335	573	" " Spring.....
7336	569	" " Regulator.....
446c	540	" " " " S e t Screw.....
7337	575	Throat Plate, large needle hole, for 7269...
7338	—	" " small needle hole, for 7269...

NOTE: Nos. 7337 and 7338 are sent with this machine, unless other Throat Plates are specified on order.

7339	577	Throat Plate, large needle hole, for 7270 and 15740.....
7340	3438	Throat Plate, small needle hole, for 7270 and 15740.....

NO.	PLATE	NAME
7341	—	Throat Plate, large needle hole, for 7271 and 15786.....
7342	575	Throat Plate, small needle hole, for 7271 and 15786.....
7343	—	Throat Plate, large needle hole, for 7272 and 15746.....
7344	577	Throat Plate, small needle hole, for 7272 and 15746.....
15658	3407	Throat Plate for 15657.....
15995	3452	" " " $\frac{3}{8}$ in. needle throw, for 15989.....
15996	3452	Throat Plate for $\frac{3}{8}$ in. needle throw, for 15989.....
15794	3409	Throat Plate with ridge guide, for joining two strips of leather, for 7269.....
15881	3425	Throat Plate with ridge guide, for joining two strips of leather, for 7271 and 15786
7629	581	Throat Plate for 7632.....
7631	581	" " Guide (left).....
7630	581	" " " (right).....
2532	583	" " " Pin.....
217d	585	" " " Screw.....
7632	581	Throat Plate complete, for suspender ends, for 6737, Nos. 7629 to 7631 and two each 217d and 2532.....
33940	3472	Throat Plate, for stitching lace in centre and on edge, for 33936.....
50231F	3468	Throat Plate Screw.....
7542	2437	Drip Pan (power table) with five 1 in. wire nails.....

SINGER Needles should be used
in SINGER Machines.
These Needles and their Containers
are marked with the
Company's Trade Mark "SIMANCO.**" 1

Needles in Containers marked
"FOR SINGER MACHINES"
are NOT **SINGER** made needles. 2

LIST OF PARTS COMPLETE

FOR

MACHINE No. 32-2

ORNAMENTAL STITCH No. 2
OBSOLETE

NO.	PLATE	NAME
*15548	—	Arm with 122b, 283D and 7257.....
2002	583	" Dowel Pin.....
123E	540	" Screw.....
7252	551	" Shaft (horizontal).....
33875	3465	" " " Gear (24 teeth) with 458c.....
2117	583	Arm Shaft (horizontal) Gear Pin.....
458c	584	" " " " Set Screw.....
144d	540	" " " Screw.....
15517	551	" " (upright).....
7599	571	" " Collar with 462c.....
2117	583	" " " Pin.....
462c	5500	" " " Set Screw.....
33876	3465	" " " Gear (24 teeth) with 449c.....
2117	583	Arm Shaft (upright) Gear Pin.....
449c	586	" " " " Set Screw.....
15783	3423	" " " Lower Bearing Oil Tube.....
*7257	—	Arm Side Plate.....
122d	3457	" " " Screw.....
283d	586	" " " Thumb Screw.....
2415	551	" Spool Bracket.....
15063	551	" " " 2415 with two 12403
145d	540	" " " Screw.....
12403	583	" " " Spool Pin and Thread Eyelet.....
11241	3455	Arm Spool Bracket Spool Pin Washer (cloth).....
7370	551	Balance Wheel, 2 $\frac{3}{4}$ in. pulley, with two 448c.....
2862	551	Balance Wheel, 3 in. pulley, for 3022.....
448c	540	" " " Set Screw.....
*7258	—	Bed.....
7259	553	" Leg.....
145E	540	" " Screw.....

PARTS FOR MACHINE No. 32-2

NO.	PLATE	NAME
256J	554	Clamp Stop Motion Clamp Screw.....
248A	540	" " " " Stop Screw...
2020	554	" " " " Washer.....
*3023	—	" " " Flanged Bushing....
4933	554	" " " " " 3023 with two 462c.....
2022	583	Clamp Stop Motion Flanged Bushing Pin
462c	5500	" " " " " Set Screw.....
3022	—	Clamp Stop Motion complete, Nos. 248A, 256J, 2020 and 4933.....
7347	551	Face Plate.....
190d	540	" " Screw.....
7267	552	Feed Bar.....
313c	540	" " Screw Centre.....
56813	—	" " " " 313c with 1519J.
1519J	541	" " " " Nut.....
7268	571	" " Spring.....
7269	575	" Dog.....
50231F	3468	" " Screw.....
7274	551	" Lever.....
7275	552	" " Cam with two 435c.....
435c	540	" " " Set Screw.....
7276	571	" " Cap.....
159F	540	" " Screw.....
7277	571	" " Raising Cam.....
190d	540	" " " " Screw.....
7071	573	" " " " Washer.
7280	551	" Regulator with 7278.....
7281	569	" " Cap.....
183F	540	" " Screw.....
7278	573	" " Socket Joint.....
271d	540	" " Thumb Screw.....
7279	552	" Rock Shaft.....
307c	540	" " " Screw Centre.....
56814	—	" " " " 307c with 1513J.....
1513J	541	Feed Rock Shaft Screw Centre Nut.....
25866	3461	Guide.....
286d	540	" Thumb Screw.....
7348	554	Needle Bar with 2273, for 15998.....
15998	—	Needle Bar complete, for $\frac{1}{16}$ in. gauge, Nos. 7348 and 14807.....
14921	3449	Needle Bar for 15722.....
15722	—	Needle Bar complete, for $\frac{1}{16}$ in. to $\frac{1}{8}$ in. gauges, Nos. 337d, 2273, 14921, 15723 and 33983.....

NO.	PLATE	NAME
33981	—	Needle Bar complete, for $\frac{1}{8}$ in. to $\frac{11}{16}$ in. gauges, Nos. 337D, 2273, 14921, 15723 and 33984.
33982	—	Needle Bar complete, for $\frac{3}{32}$ in. to $\frac{5}{16}$ in. gauges, Nos. 337D, 2273, 14921, 15723 and 33985.
7283	569	Needle Bar Connecting Link with 1012E
1012E	586	“ “ “ “ Adjusting Screw
380c	541	Needle Bar Connecting Link Hinge Screw
1520E	541	“ “ “ “ “ “ Nut
7366	569	Needle Bar Connecting Stud
7350	553	“ “ Frame with 620c
33949	3473	“ “ “ Cam and Bevel Gear (36 teeth)
33950	—	Needle Bar Frame Cam and Bevel Gear 33949 with 15c
7290	551	Needle Bar Frame Cam and Bevel Gear Cover
190D	540	Needle Bar Frame Cam and Bevel Gear Cover Screw
15c	584	Needle Bar Frame Cam and Bevel Gear Screw
33970	3474	Needle Bar Frame Driving Bevel Pinion (18 teeth) with two 453c
453c	540	Needle Bar Frame Driving Bevel Pinion Set Screw
7293	552	Needle Bar Frame Pitman
646F	585	“ “ “ “ Hinge Screw
7294	571	“ “ “ “ “ Stud
620c	586	“ “ “ “ “ “ Stop Screw
7295	552	Needle Bar Frame Regulator with 1820
549c	585	“ “ “ “ Adjusting Screw Stud
7070	573	Needle Bar Frame Regulator Adjusting Screw Stud Sleeve
226J	585	Needle Bar Frame Regulator Adjusting Screw Stud Stop Screw (lower)
233J	585	Needle Bar Frame Regulator Adjusting Screw Stud Stop Screw (upper)
1589D	3468	Needle Bar Frame Regulator Adjusting Screw Stud Thumb Nut
1820	586	Needle Bar Frame Regulator Roller and Stud
33948	3474	Needle Bar Frame Regulator Shaft

NO.	PLATE	NAME
6533	573	Needle Bar Frame Regulator Shaft Collar with 460c
460c	584	Needle Bar Frame Regulator Shaft Collar Set Screw
7298	583	Needle Bar Frame Regulator Shaft Pin
577c	585	Needle Bar Frame Screw Centre (lower)
1517E	586	“ “ “ “ “ “ Nut
673F	585	Needle Bar Frame Screw Centre (upper)
1517D	586	“ “ “ “ “ “ Nut
7349	569	Needle Bar Guide with 453c
453c	540	“ “ “ Set Screw
14804	—	“ Clamp Body
14805	583	“ “ Gib, for $\frac{1}{16}$ in. gauge
662D	540	“ “ Position Screw
196F	540	“ “ Screw
14807	573	Needle Clamp complete, for 15998, for $\frac{1}{16}$ in. gauge, Nos. 196F, 662D, 14804 and 14805
15723	3416	Needle Clamp with two 857H, for $\frac{3}{8}$ in. to $\frac{11}{16}$ in. gauges, for 15722
33984	3474	Needle Clamp Thread Guide, for $\frac{3}{16}$ in. to $\frac{11}{16}$ in. gauges, for 33981
33985	3474	Needle Clamp Thread Guide, for $\frac{3}{8}$ in. to $\frac{11}{16}$ in. gauges, for 33982
2273	583	Needle Clamp Pin
33983	3474	“ “ Thread Guide, for $\frac{3}{8}$ in. to $\frac{11}{16}$ in. gauges, for 15722
337D	541	Needle Clamp Thread Guide Screw
857H	586	“ Set Screw
2273	583	“ Stop Pin
14031	552	Oscillating Rock Shaft with 4784
14856	571	“ “ “ Crank with 735c
2049	583	“ “ “ “ Pin
735c	586	“ “ “ “ Set Screw
4784	3468	“ “ “ Oil Pad
7317	552	“ Shaft
7318	571	“ “ Crank with 735c and 1813
2049	583	“ “ “ Pin
1813	541	“ “ “ Roller and Stud
735c	586	“ “ “ Set Screw
7299	552	Presser Bar
2062	553	“ “ Lifter
36c	540	“ “ “ Screw
7597	557	“ “ Lifting Bracket with 453c

NO.	PLATE	NAME
453c	540	Presser Bar Lifting Bracket Set Screw...
8399	566	" " Spring.....
2070	573	" " " Washer.....
7301	575	" Foot, large needle hole, for 7269...
7302	—	" " small needle hole, for 7269..
176d	586	" " Screw.....
263E	541	Pressure Regulating Thumb Screw.....
2996	5500	Shuttle Bobbin.....
33941	—	" " Case.....
15141	—	" " " Hinge, Nos. 2973, 2974 and 15140.....
15140	5500	Shuttle Bobbin Case Latch.....
2973	5500	" " " Lever.....
2974	5500	" " " " " Fulcrum Pin.....
2975	5500	Shuttle Bobbin Case Latch Spring.....
592E	5500	" " " " Stop Screw...
*7553	5500	" " " " Position Finger.....
2523	5500	" " " " " Rivet.....
33993	3463	" " " " " Plate.....
391J	584	" " " " " Screw.....
33942	3474	Shuttle Bobbin Case complete, Nos. 591F, 592E, 2523, 2975, 7553, 15141, 15278 and 33941.....
15728	5500	Shuttle Body.....
591F	5500	" Tension Regulating Screw.....
15278	3474	" " Spring.....
15729	5500	Shuttle, 1½ in. diam., Nos. 2996, 15728 and 33942.....
*15730	—	Shuttle Driver.....
15731	5500	" " 15730 with two 462c....
2049	583	" " Pin.....
462c	5500	" " Set Screw.....
7319	551	" Pitman with 44361, 49308 and four 187d.....
*44361	—	Shuttle Pitman Cap (left).....
187d	3468	" " " " Screw.....
*49308	—	" " " (right).....
187d	3468	" " " " Screw.....
777c	541	" " Connecting Ball Joint Screw.....
1519E	541	Shuttle Pitman Connecting Ball Joint Screw Nut.....
7595	552	Shuttle Pitman Crank Wheel with 435c and 743c.....
743c	540	Shuttle Pitman Crank Wheel Position Screw.....

NO.	PLATE	NAME
435c	540	Shuttle Pitman Crank Wheel Set Screw..
14049	554	" Race Back.....
2532	583	" " " Position Pin.....
2533	554	" " " Spring.....
648d	540	" " " " Screw.....
33943	—	" " " Body.....
33944	—	" " " " 33943 with 7326 and two 662d.....
33945	—	Shuttle Race Body 33944 with two 2532..
33946	—	" " " " 33945 with 33993 and two 391J.....
33947	3475	Shuttle Race complete, Nos. 648d, 2533, 14049 and 33946.....
7326	554	Shuttle Race Cap.....
662d	540	" " " Screw.....
145F	540	" " " Screw.....
7593	551	" " Bracket.....
7596	—	Shuttle Race Bracket complete, Nos. 7317, 7318, 7593, 14031, 14856, 15730 and three 2049.....
14051	566	Shuttle Race Bracket Adjusting Slide....
219F	540	" " " " " Screw.....
14105	3424	" " " " " " Steady Pin.....
135d	585	Shuttle Race Bracket Screw.....
7355	569	Tension Bracket.....
7354	—	Tension Bracket complete, Nos. 330d, 2413, 7355, two each 2103, 33929 and four 2102.....
193F	585	Tension Bracket Screw.....
2413	571	" " Thread Eyelet (double)..
330d	540	" " " " " Screw....
2102	569	" Disc.....
1560c	541	" Regulating Thumb Nut.....
7598	557	" Releaser.....
193F	585	" " Screw.....
637c	540	" Screw Stud.....
33929	—	" " " 637c with 1560c....
2103	569	" Spring (heavy).....
8238	592	" " (light).....
2410	569	Thread Guiding Roller.....
86d	540	" " " " Screw.....
698E	540	" " " " Stud.....
7332	569	" " " " Thread Guard....
33900	—	Thread Guiding Roller complete, Nos. 86d, 698E, 2410, 7335 and 7336.....

PARTS FOR MACHINE No. 32-2

NO.	PLATE			NAME
*33903	—	Thread	Take-up	Cam.....
7562	553	"	"	" 33903 with 448c...
2117	583	"	"	" Pin.....
448c	540	"	"	" Set Screw.....
*7334	553	"	"	Lever with 1822.....
33850	—	"	"	" 7334 with 79c.....
79c	540	"	"	" Hinge Screw.....
1822	541	"	"	" Roller and Stud...
7335	573	"	"	Spring.....
7336	569	"	"	" Regulator.....
446c	540	"	"	" Set Screw.....
7337	575	Throat	Plate, large	needle hole, for 7269.
7338	—	"	"	small needle hole, for 7269.
50231f	3468	"	"	Screw.....
7542	2437	Drip	Pan (power	table) with five 1 in. wire
				nails.....

SINGER Needles should be used
in SINGER Machines.
These Needles and their Containers
are marked with the
Company's Trade Mark "SIMANCO.**" }

Needles in Containers marked
"FOR SINGER MACHINES"
are NOT **SINGER** made needles. 2

LIST OF PARTS COMPLETE
FOR
MACHINE No. 32-3
ORNAMENTAL STITCH No. 3
OBSOLETE

NO.	PLATE			NAME
*7356	—	Arm	with 122d,	283d and 7257.....
2002	583	"	Dowel	Pin.....
123E	540	"	Screw.....	
7252	551	"	Shaft (horizontal).....	
33875	3465	"	"	" Gear (24 teeth)
				with 458c.....
2117	583	Arm	Shaft (horizontal)	Gear Pin.....
458c	584	"	"	" Set Screw ..
144d	540	"	"	" Screw.....
15517	551	"	"	(upright).....
7599	571	"	"	" Collar with 462c...
2117	583	"	"	" Pin.....
462c	5500	"	"	" Set Screw...
33876	3465	"	"	" Gear (24 teeth) with
				449c.....
2117	583	Arm	Shaft (upright)	Gear Pin.....
449c	586	"	"	" " Set Screw
15783	3423	"	"	" Lower Bearing Oil
				Tube.....
*7257	—	Arm	Side Plate.....	
122d	3457	"	"	" Screw.....
283d	586	"	"	" Thumb Screw.....
12403	583	"	"	" Spool Pin and Thread Eyelet.....
8879	3401	"	"	" Washer (cloth).....
7370	551	Balance	Wheel, 2¾ in.	pulley, with two
				448c.....
2862	551	Balance	Wheel, 3 in.	pulley, for 3022.
448c	540	"	"	" Set Screw.....
*7258	—	Bed.....		
7259	553	"	Leg.....	
145E	540	"	"	" Screw.....
256j	554	Clamp	Stop Motion	Clamp Screw.....
248A	540	"	"	" " Stop Screw...
2020	554	"	"	" " Washer.....
*3023	—	"	"	" Flanged Bushing....
4933	554	"	"	" " 3023
				with two 462c.....

NO.	PLATE	NAME
2022	583	Clamp Stop Motion Flanged Bushing Pin
462c	5500	" " " " " Set
		Screw.....
3022	—	Clamp Stop Motion complete, Nos. 248A, 256j, 2020 and 4933.....
33930	3475	Face Plate with 10136.....
33931	—	Face Plate with Tension Releaser complete, Nos. 103b, 10135, 33930 and 33932.....
190D	540	Face Plate Screw.....
7267	552	Feed Bar.....
313c	540	" " Screw Centre.....
56813	—	" " " " 313c with 1519j..
1519j	541	" " " " Nut.....
7268	571	" " Spring.....
7269	575	" Dog.....
50231f	3468	" " Screw.....
7274	551	" Lever.....
7275	552	" " Cam with two 435c.....
435c	540	" " " Set Screw.....
7276	571	" " Cap.....
159F	540	" " " Screw.....
7277	571	" " Raising Cam.....
190D	540	" " " " Screw.....
7071	573	" " " " Washer..
7280	551	" Regulator with 7278.....
7281	569	" " Cap.....
183F	540	" " " Screw.....
7278	573	" " Socket Joint.....
271D	540	" " Thumb Screw.....
7279	552	" Rock Shaft.....
307c	540	" " " Screw Centre.....
56814	—	" " " " " 307c with 1513j.....
1513j	541	Feed Rock Shaft Screw Centre Nut.....
25866	3461	Guide.....
286D	540	" Thumb Screw.....
7652	552	Needle Bar with 15588.....
15721	—	Needle Bar complete, Nos. 665j, 7287, 7288, 7652 and 15537.....
7283	569	Needle Bar Connecting Link with 1012E..
1012E	586	" " " " Adjusting Screw.....
380c	541	Needle Bar Connecting Link Hinge Screw
1520E	541	" " " " " "
		Nut.....
7284	571	Needle Bar Connecting Stud with 453c...
453c	540	" " " " Set Screw...

NO.	PLATE	NAME
7291	552	Needle Bar Frame with 620c.....
33963	3473	" " " Bevel Gear (45 teeth).
33964	—	" " " " " 33963 with 7358.....
7358	564	Needle Bar Frame Bevel Gear Pinion (36 teeth).....
15c	584	Needle Bar Frame Bevel Gear Screw.....
7359	553	" " " Cam.....
7654	553	Needle Bar Frame Cam complete, Nos. 180f, 7359 and 7360.....
7360	553	Needle Bar Frame Cam Gear (72 teeth)..
7361	551	" " " " " Cover.....
190D	540	" " " " " Screw
677c	584	" " " " " Screw.....
180F	586	" " " " " Screw.....
33965	3474	" " " Driving Bevel Pinion (15 teeth) with two 453c.....
453c	540	Needle Bar Frame Driving Bevel Pinion Set Screw.....
7293	552	Needle Bar Frame Pitman.....
646F	585	" " " " Hinge Screw..
7294	571	" " " " " Stud...
620c	586	" " " " " " Stop Screw.....
7295	552	Needle Bar Frame Regulator with 1820..
549c	585	" " " " Adjusting Screw Stud.....
7070	573	Needle Bar Frame Regulator Adjusting Screw Stud Sleeve.....
226j	585	Needle Bar Frame Regulator Adjusting Screw Stud Stop Screw (lower).....
226j	585	Needle Bar Frame Regulator Adjusting Screw Stud Stop Screw (upper).....
1589D	3468	Needle Bar Frame Regulator Adjusting Screw Stud Thumb Nut.....
1820	586	Needle Bar Frame Regulator Roller and Stud.....
33948	3474	Needle Bar Frame Regulator Shaft.....
6533	573	" " " " " Collar with 460c.....
460c	584	Needle Bar Frame Regulator Shaft Collar Set Screw.....
7298	583	Needle Bar Frame Regulator Shaft Pin...
577c	585	" " " " Screw Centre (lower) .
1517E	586	" " " " " " Nut
673F	585	" " " " " (upper) .
1517D	586	" " " " " " Nut

NO.	PLATE	NAME
15537	573	Needle Bar Gib.....
7287	573	" Clamp with 196F.....
196F	540	" " Screw.....
7288	573	" " Thread Guide.....
665J	585	" " " " Screw.....
15588	583	" Stop Pin.....
14031	552	Oscillating Rock Shaft with 4784.....
14856	571	" " " Crank with 735c..
2049	583	" " " " Pin.....
735c	586	" " " " Set Screw..
4784	3468	" " " Oil Pad.....
7317	552	" Shaft.....
7318	571	" " Crank with 735c and 1813
2049	583	" " " Pin.....
1813	541	" " " Roller and Stud..
735c	586	" " " Set Screw.....
7299	552	Presser Bar.....
2062	553	" " Lifter.....
36c	540	" " " Screw.....
8399	566	" " Spring.....
7300	571	" " " Bracket with 740c....
740c	585	" " " " Set Screw....
2070	573	" " " Washer.....
7301	575	" Foot, large needle hole, for 7269...
7302	—	" " small needle hole, for 7269..
176D	586	" " Screw.....
263E	541	Pressure Regulating Thumb Screw.....
1886	589	Roller, 1¼ in. diam., with 386D and 1528J
7591	589	" Arm.....
440F	589	" " Adjusting Screw.....
1547J	589	" " " " Nut.....
7555	589	" " Bracket.....
316F	589	" " " Screw Centre.....
1547J	589	" " " " Nut...
7556	589	" " Lock Spring.....
176F	589	" " " " Screw.....
1549J	589	" " " " Nut.....
7592	589	" Needle Guard.....
175F	589	" " " Set Screw.....
7590	589	Roller Presser complete, 1¼ in. coarse roller, Nos. 175F, 176F, 440F, 1549J, 1886, 7555, 7556, 7591, 7592, two 316F and three 1547J.....
176D	589	Roller Presser Screw.....
386D	589	" Screw.....
1528J	589	" " Nut.....
2996	5500	Shuttle Bobbin.....

NO.	PLATE	NAME
33941	—	Shuttle Bobbin Case.....
15141	—	" " " Hinge, Nos. 2973, 2974 and 15140.....
15140	5500	Shuttle Bobbin Case Latch.....
2973	5500	" " " " Lever.....
2974	5500	" " " " " Fulcrum Pin.....
2975	5500	Shuttle Bobbin Case Latch Spring.....
592E	5500	" " " " Stop Screw...
*7553	5500	" " " Position Finger.....
2523	5500	" " " " Rivet
33993	3463	" " " " Plate.....
391J	584	" " " " " Screw
33942	3474	Shuttle Bobbin Case complete, Nos. 591E, 592E, 2523, 2975, 7553, 15141, 15278 and 33941.....
15728	5500	Shuttle Body.....
591F	5500	" Tension Regulating Screw.....
15278	3474	" " Spring.....
15729	5500	Shuttle, 1½ in. diam., Nos. 2996, 15728 and 33942.....
*15730	—	Shuttle Driver.....
15731	5500	" " 15730 with two 462c.....
2049	583	" " Pin.....
462c	5500	" " Set Screw.....
7319	551	" Pitman with 44361, 49308 and four 187D.....
*44361	—	Shuttle Pitman Cap (left).....
187D	3468	" " " " Screw.....
*49308	—	" " " (right).....
187D	3468	" " " " Screw.....
777c	541	" " Connecting Ball Joint Screw.....
1519E	541	Shuttle Pitman Connecting Ball Joint Screw Nut.....
7595	552	Shuttle Pitman Crank Wheel with 435c and 743c.....
743c	540	Shuttle Pitman Crank Wheel Position Screw.....
435c	540	Shuttle Pitman Crank Wheel Set Screw..
14049	554	" Race Back.....
2532	583	" " " Position Pin.....
2533	554	" " " Spring.....
648D	540	" " " " Screw.....
33943	—	" " Body.....
33944	—	" " " 33943 with 7326 and two 662D.....

NO.	PLATE	NAME
33945	—	Shuttle Race Body 33944 with two 2532..
33946	—	" " " 33945 with 33993 and two 391J.....
33947	3475	Shuttle Race complete, Nos. 648d, 2533, 14049 and 33946.....
7326	554	Shuttle Race Cap.....
662D	540	" " " Screw.....
145F	540	" " " Screw.....
7593	551	" " " Bracket.....
7596	—	Shuttle Race Bracket complete, Nos. 7317, 7318, 7593, 14031, 14856, 15730 and three 2049.....
14051	566	Shuttle Race Bracket Adjusting Slide
219F	540	" " " " " " Screw.....
14105	3424	Shuttle Race Bracket Adjusting Slide Steady Pin.....
135D	585	Shuttle Race Bracket Screw.....
2102	569	Tension Disc.....
1560C	541	" Regulating Thumb Nut.....
33932	3474	" Releaser with 10136.....
106D	584	" " " Hinge Screw.....
10135	3474	" " " Spring.....
10136	3474	" " " Hook.....
413C	586	" Screw Stud.....
33892	—	" " " 413C with 1560C.....
2103	569	" Spring (heavy).....
8238	592	" " (light).....
7332	569	" Thread Guard.....
7331	—	Tension complete, Nos. 2103, 7335, 7336, 33892 and two 2102.....
33899	—	Tension complete, Nos. 7335, 7336, 8238, 33892 and two 2102.....
2112	583	Thread Retaining Disc with 2113.....
2113	583	" " " " Steady Pin.....
2114	583	" " " Spring.....
2115	583	" " " Stud.....
460C	584	" " " Set Screw.....
2111	583	Thread Retainer Guide complete, Nos. 2112, 2114 and 2115.....
*33903	—	Thread Take-up Cam.....
7562	553	" " " 33903 with 448C....
2117	583	" " " Pin.....
448C	540	" " " Set Screw.....
*7334	553	" " " Lever with 1822.....
33850	—	" " " 7334 with 79C....
79C	540	" " " Hinge Screw.....

NO.	PLATE	NAME
1822	541	Thread Take-up Lever Roller and Stud..
7335	573	" " " Spring.....
7336	569	" " " Regulator.....
446C	540	" " " " Set Screw
7337	575	Throat Plate, large needle hole, for 7269..
7338	—	" " " small needle hole, for 7269...
50231F	3468	" " " Screw.....
7542	2437	Drip Pan (power table) with five 1 in. wire nails.....

SINGER Needles should be used
in SINGER Machines.
These Needles and their Containers
are marked with the
Company's Trade Mark "SIMANCO. ***" 1

Needles in Containers marked
"FOR SINGER MACHINES"
are NOT **SINGER** made needles. 2

MACHINE No. 32-4
ORNAMENTAL STITCH No. 4
OBSOLETE

This machine is the same as No. 32-2 with the following exceptions:

NO.	PLATE	NAME
*15549	—	Arm with 122D, 283D and 7257, in place of 15548.
33963	3473	Needle Bar Frame Bevel Gear (45 teeth) in place of 33949.
33964	—	Needle Bar Frame Bevel Gear 33963 with 7358.
7358	564	Needle Bar Frame Bevel Gear Pinion (36 teeth).
15c	584	Needle Bar Frame Bevel Gear Screw.
7359	553	" " " Cam.
7654	553	Needle Bar Frame Cam complete, Nos. 180F, 7359 and 7360.
7360	553	Needle Bar Frame Cam Gear (72 teeth).
7361	551	" " " " " Cover, in place of 7290.
190D	540	Needle Bar Frame Cam Gear Cover Screw.
677c	584	" " " " " Screw.
180F	586	" " " " " Screw.
33965	3474	" " " " " Driving Bevel Pinion (15 teeth) with two 453c, in place of 33970.

LIST OF PARTS COMPLETE
FOR
MACHINE No. 32-5
ORNAMENTAL STITCH No. 5
OBSOLETE

NO.	PLATE	NAME
*7356	—	Arm with 122D, 283D and 7257.
2002	583	" Dowel Pin.
123E	540	" Screw.
7252	551	" Shaft (horizontal).
33875	3465	" " " " " Gear (24 teeth) with 458c.
2117	583	Arm Shaft (horizontal) Gear Pin.
458c	584	" " " " " Set Screw.
144D	540	" " " " " Screw.
15517	551	" " (upright).
7599	571	" " " " " Collar with 462c.
2117	583	" " " " " Pin.
462c	5500	" " " " " Set Screw.
33876	3465	" " " " " Gear (24 teeth) with 449c.
2117	583	Arm Shaft (upright) Gear Pin.
449c	586	" " " " " Set Screw.
15783	3423	" " " " " Lower Bearing Oil Tube.
*7257	—	Arm Side Plate.
122D	3457	" " " " " Screw.
283D	586	" " " " " Thumb Screw.
12403	583	" Spool Pin and Thread Eyelet.
8879	3401	" " " " " Washer (cloth).
7370	551	Balance Wheel, 2 3/4 in. pulley, with two 448c.
2862	551	Balance Wheel, 3 in. pulley, for 3022.
448c	540	" " " " " Set Screw.
*7258	—	Bed.
7259	553	" Leg.
145E	540	" " " " " Screw.
256J	554	Clamp Stop Motion Clamp Screw.
248A	540	" " " " " Stop Screw.
2020	554	" " " " " Washer.
*3023	—	" " " " " Flanged Bushing.
4933	554	" " " " " " " 3023 with two 462c.

NO.	PLATE	NAME
2022	583	Clamp Stop Motion Flanged Bushing Pin
462c	5500	" " " " " Set Screw
3022	—	Clamp Stop Motion complete, Nos. 248A, 256J, 2020 and 4933
33930	3475	Face Plate with 10136
33931	—	Face Plate with Tension Releaser complete, Nos. 106D, 10135, 33930 and 33932
190D	540	Face Plate Screw
7267	552	Feed Bar
313c	540	" " Screw Centre
56813	—	" " " " 313c with 1519J
1519J	541	" " " " Nut
7268	571	" " Spring
7269	575	" " Dog
50231F	3468	" " Screw
7274	551	" Lever
7275	552	" " Cam with two 435c
435c	540	" " Set Screw
7276	571	" " Cap
159F	540	" " " Screw
7277	571	" " Raising Cam
190D	540	" " " " Screw
7071	573	" " " " " Washer
7280	551	" Regulator with 7278
7281	569	" " Cap
183F	540	" " " Screw
7278	573	" " Socket Joint
271D	540	" " Thumb Screw
7279	552	" Rock Shaft
307c	540	" " " " " Screw Centre
56814	—	" " " " " 307c with 1513J
1513J	541	Feed Rock Shaft Screw Centre Nut
25866	3461	Guide
286D	540	" Thumb Screw
7652	552	Needle Bar with 15588
15721	—	Needle Bar complete, Nos. 665J, 7287, 7288, 7652 and 15537
7283	569	Needle Bar Connecting Link with 1012E
1012E	586	" " " " Adjusting Screw
380c	541	Needle Bar Connecting Link Hinge Screw
1520E	541	" " " " " " Nut
7284	571	Needle Bar Connecting Stud with 453c
453c	540	" " " " " Set Screw

NO.	PLATE	NAME
7291	552	Needle Bar Frame with 620c
33963	3473	" " " Bevel Gear (45 teeth)
33987	—	" " " " " 33963 with 7363
7363	565	Needle Bar Frame Bevel Gear Pinion (27 teeth)
15c	584	Needle Bar Frame Bevel Gear Screw
7364	558	" " " Cam
7656	—	Needle Bar Frame Cam complete, Nos. 180F, 7364 and 7365
7365	558	Needle Bar Frame Cam Gear (90 teeth)
7361	551	" " " " " Cover
190D	540	" " " " " " Screw
677c	584	" " " " " " Screw
180F	586	" " " " " " Screw
33965	3474	" " " Driving Bevel Pinion (15 teeth) with two 453c
453c	540	Needle Bar Frame Driving Bevel Pinion Set Screw
7293	552	Needle Bar Frame Pitman
646F	585	" " " " " Hinge Screw
7294	571	" " " " " Stud
620c	586	" " " " " " " Stop Screw
7295	552	Needle Bar Frame Regulator with 1820
549c	585	" " " " " Adjusting Screw Stud
7070	573	Needle Bar Frame Regulator Adjusting Screw Stud Sleeve
226J	585	Needle Bar Frame Regulator Adjusting Screw Stud Stop Screw (lower)
226J	585	Needle Bar Frame Regulator Adjusting Screw Stud Stop Screw (upper)
1589D	3468	Needle Bar Frame Regulator Adjusting Screw Stud Thumb Nut
1820	586	Needle Bar Frame Regulator Roller and Stud
33948	3474	Needle Bar Frame Regulator Shaft
6533	573	" " " " " " Collar with 460c
460c	584	Needle Bar Frame Regulator Shaft Collar Set Screw
7298	583	Needle Bar Frame Regulator Shaft Pin
577c	585	" " " " " " Screw Centre (lower)
1517E	586	" " " " " " " Nut
673F	585	" " " " " " (upper)
1517D	586	" " " " " " " Nut

NO.	PLATE	NAME
2102	569	Tension Disc.....
1560c	541	" Regulating Thumb Nut.....
33932	3474	" Releaser with 10136.....
106d	584	" " Hinge Screw.....
10135	3474	" " Spring.....
10136	3474	" " " Hook.....
413c	586	" Screw Stud.....
33892	—	" " " 413c with 1560c.....
2103	569	" Spring (heavy).....
8238	592	" (light).....
7332	569	" Thread Guard.....
7331	—	Tension complete, Nos. 2103, 7335, 7336, 33892 and two 2102.....
33899	—	Tension complete, Nos. 7335, 7336, 8238, 33892 and two 2102.....
2112	583	Thread Retaining Disc with 2113.....
2113	583	" " Steady Pin.....
2114	583	" " Spring.....
2115	583	" " Stud.....
460c	584	" " Set Screw.....
2111	583	Thread Retainer Guide complete, Nos. 2112, 2114 and 2115.....
*33903	—	Thread Take-up Cam.....
7562	553	" " " 33903 with 448c..
2117	583	" " " Pin.....
448c	540	" " " Set Screw.....
*7334	553	" " Lever with 1822.....
33850	—	" " " 7334 with 79c...
79c	540	" " " Hinge Screw.....
1822	541	" " " Roller and Stud..
7335	573	" " Spring.....
7336	569	" " " Regulator.....
446c	540	" " " " Set Screw
7337	575	Throat Plate, large needle hole, for 7269..
7338	—	" " small needle hole, for 7269..
50231f	3468	" " Screw.....
7542	2437	Drip Pan (power table) with five 1 in. wire nails.....

MACHINE No. 32-6

ORNAMENTAL STITCH No. 6

OBSOLETE

This machine is the same as No. 32-2 with the following exceptions:

NO.	PLATE	NAME
*15549	—	Arm with 122d, 283d and 7257, in place of 15548.....
33840	3453	Feed Dog, in place of 7269.....
33963	3473	Needle Bar Frame Bevel Gear (45 teeth) in place of 33949.....
33987	—	Needle Bar Frame Bevel Gear 33963 with 7363.....
7363	565	Needle Bar Frame Bevel Gear Pinion (27 teeth).....
15c	584	Needle Bar Frame Bevel Gear Screw....
7364	558	" " " Cam.....
7656	—	Needle Bar Frame Cam complete, Nos. 180f, 7364 and 7365.....
7365	558	Needle Bar Frame Cam Gear (90 teeth)
7361	551	" " " " Cover, in place of 7290.....
190d	540	Needle Bar Frame Cam Gear Cover Screw.....
677c	584	Needle Bar Frame Cam Gear Screw....
180f	586	" " " " Screw.....
33965	3474	" " " Driving Bevel Pinion (15 teeth) with two 453c, in place of 33970.....
33841	3453	Throat Plate, large needle hole, for 33840, in place of 7337.....
33842	—	Throat Plate, small needle hole, for 33840, in place of 7338.....

MACHINE No. 32-7**ORNAMENTAL STITCH No. 7****OBSOLETE**

This Machine is the same as No. 32-2 with the following exceptions:

NO.	PLATE	NAME
*15549	—	Arm with 122D, 283D and 7257, in place of 15548.....
33963	3473	Needle Bar Frame Bevel Gear (45 teeth) in place of 33949.....
33988	—	Needle Bar Frame Bevel Gear 33963 with 7367.....
7367	564	Needle Bar Frame Bevel Gear Pinion (48 teeth).....
15c	584	Needle Bar Frame Bevel Gear Screw.....
7368	558	" " " Cam.....
7658	—	Needle Bar Frame Cam complete, Nos. 180F, 7368 and 7369.....
7369	558	Needle Bar Frame Cam Gear (64 teeth).....
7361	551	" " " " " Cover, in place of 7290.....
190D	540	Needle Bar Frame Cam Gear Cover Screw.....
677c	584	" " " " " Screw.....
180F	586	" " " " " Screw.....
33965	3474	" " " " " Driving Bevel Pinion (15 teeth) with two 453c, in place of 33970.....

LIST OF PARTS COMPLETE**FOR****MACHINE No. 32-8****ORNAMENTAL STITCH No. 8****OBSOLETE**

NO.	PLATE	NAME
*7251	—	Arm with 122D, 283D and 7257.....
2002	583	" Dowel Pin.....
123E	540	" Screw.....
7252	551	" Shaft (horizontal).....
33875	3465	" " " Gear (24 teeth) with 458c.....
2117	583	Arm Shaft (horizontal) Gear Pin.....
458c	584	" " " " Set Screw.....
144D	540	" " " Screw.....
15517	551	" " (upright).....
7599	571	" " " Collar with 462c.....
2117	583	" " " " Pin.....
462c	5500	" " " " Set Screw.....
33876	3465	" " " " Gear (24 teeth) with 449c.....
2117	583	Arm Shaft (upright) Gear Pin.....
449c	586	" " " " Set Screw.....
15783	3423	" " " Lower Bearing Oil Tube.....
*7257	—	Arm Side Plate.....
122D	3457	" " " Screw.....
283D	586	" " " Thumb Screw.....
12403	583	" Spool Pin and Thread Eyelet.....
8879	3401	" " " Washer (cloth).....
7370	551	Balance Wheel, 2 $\frac{3}{4}$ in. pulley, with two 448c.....
2862	551	Balance Wheel, 3 in. pulley, for 3022.....
448c	540	" " " Set Screw.....
*7258	—	Bed.....
7259	553	" Leg.....
145E	540	" " " Screw.....
256J	554	Clamp Stop Motion Clamp Screw.....
248A	540	" " " " Stop Screw.....
2020	554	" " " " Washer.....
*3023	—	" " " Flanged Bushing.....
4933	554	" " " " " 3023 with two 462c.....

NO.	PLATE	NAME
2022	583	Clamp Stop Motion Flanged Bushing Pin
462c	5500	“ “ “ “ “ “ Set Screw.....
3022	—	Clamp Stop Motion complete, Nos. 248A, 256r, 2020 and 4933.....
33930	3475	Face Plate with 10136.....
33931	—	Face Plate with Tension Releaser complete, Nos. 106D, 10135, 33930 and 33932.....
190D	540	Face Plate Screw.....
7267	552	Feed Bar.....
313c	540	“ “ Screw Centre.....
56813	—	“ “ “ “ 313c with 1519J..
1519J	541	“ “ “ “ Nut.....
7268	571	“ “ Spring.....
7271	575	“ Dog.....

NOTE: No. 7271 is sent with this Machine, unless another Feed Dog is specified on the order.

15786	3404	Feed Dog 7271 (spiked teeth).....
50231F	3468	“ “ Screw.....
7274	551	“ Lever.....
7275	552	“ “ Cam with two 435c.....
435c	540	“ “ “ Set Screw.....
7276	571	“ “ Cap.....
159F	540	“ “ “ Screw.....
7277	571	“ “ Raising Cam.....
190D	540	“ “ “ “ Screw.....
7071	573	“ “ “ “ “ Washer..
7280	551	“ Regulator with 7278.....
7281	569	“ “ Cap.....
183F	540	“ “ “ Screw.....
7278	573	“ “ Socket Joint.....
271D	540	“ “ Thumb Screw.....
7279	552	“ Rock Shaft.....
307c	540	“ “ “ Screw Centre.....
56814	—	“ “ “ “ “ 307c with 1513J.....
1513J	541	Feed Rock Shaft Screw Centre Nut.....
25866	3461	Guide.....
286D	540	“ Thumb Screw.....
7652	552	Needle Bar with 15588.....
15721	—	Needle Bar complete, Nos. 665J, 7287, 7288, 7652 and 15537.....
7283	569	Needle Bar Connecting Link with 1012E..
1012E	586	“ “ “ “ Adjusting Screw.....

NO.	PLATE	NAME
380c	541	Needle Bar Connecting Link Hinge Screw
1520E	541	“ “ “ “ “ “ “ Nut.....
7366	569	Needle Bar Connecting Stud.....
7350	553	“ “ Frame with 620c.....
7371	558	“ “ “ Cam and Bevel Gear (36 teeth).....
7372	551	Needle Bar Frame Cam and Bevel Gear Cover.....
190D	540	Needle Bar Frame Cam and Bevel Gear Cover Screw.....
15c	584	Needle Bar Frame Cam and Bevel Gear Screw.....
7292	552	Needle Bar Frame Driving Bevel Pinion (18 teeth) with two 453c.....
453c	540	Needle Bar Frame Driving Bevel Pinion Set Screw.....
7373	563	Needle Bar Frame Pitman.....
646F	585	“ “ “ “ Hinge Screw..
7294	571	“ “ “ “ “ Stud..
620c	586	“ “ “ “ “ “ Stop Screw.....
7374	570	Needle Bar Frame Pitman Stud....
212D	570	“ “ “ “ “ “ Cap Screw.....
7375	570	Needle Bar Frame Regulator with 1877..
7376	570	“ “ “ “ Ratchet Pawl.....
7377	570	Needle Bar Frame Regulator Ratchet Pawl Bracket.....
7378	586	Needle Bar Frame Regulator Ratchet Pawl Bracket Rivet.....
219F	540	Needle Bar Frame Regulator Ratchet Pawl Bracket Screw.....
100D	570	Needle Bar Frame Regulator Ratchet Pawl Hinge Screw.....
7379	570	Needle Bar Frame Regulator Ratchet Pawl Spring.....
662D	540	Needle Bar Frame Regulator Ratchet Pawl Spring Screw.....
7380	570	Needle Bar Frame Regulator Ratchet Wheel.....
7381	570	Needle Bar Frame Regulator Ratchet Wheel Friction Spring.....
15999	565	Needle Bar Frame Regulator Ratchet Wheel Pitman (ratchet wheel end) with 793D.....

NO.	PLATE	NAME
16000	565	Needle Bar Frame Regulator Ratchet Wheel Pitman (regulator end).....
7561	565	Needle Bar Frame Regulator Ratchet Wheel Pitman (adjustable) complete, Nos. 15999 and 16000.....
793D	585	Needle Bar Frame Regulator Ratchet Wheel Pitman Clamping Thumb Screw
48D	570	Needle Bar Frame Regulator Ratchet Wheel Pitman Hinge Screw.....
807D	570	Needle Bar Frame Regulator Ratchet Wheel Screw.....
1877	570	Needle Bar Frame Regulator Roller and Screw Stud.....
33948	3474	Needle Bar Frame Regulator Shaft.....
6533	573	“ “ “ “ Collar with 460c.....
460c	584	Needle Bar Frame Regulator Shaft Collar Set Screw.....
7298	583	Needle Bar Frame Regulator Shaft Pin...
7549	583	“ “ “ “ Slide Block with 7374.....
737F	585	Needle Bar Frame Regulator Slide Block Set Screw.....
7550	583	Needle Bar Frame Regulator Slide Block Set Screw Handle.....
577c	585	Needle Bar Frame Screw Centre (lower)
1517E	586	“ “ “ “ “ “ Nut.....
673F	585	Needle Bar Frame Screw Centre (upper)
1517D	586	“ “ “ “ “ “ Nut.....
15537	573	Needle Bar Gib.....
7349	569	“ “ Guide with 453c.....
453c	540	“ “ “ “ Set Screw.....
7287	573	“ Clamp with 196F.....
196F	540	“ “ Screw.....
7288	573	“ “ Thread Guide.....
665J	585	“ “ “ “ Screw.....
15588	583	“ Stop Pin.....
14031	552	Oscillating Rock Shaft with 4784.....
14856	571	“ “ “ Crank with 735c..
2049	583	“ “ “ “ Pin.....
735c	586	“ “ “ “ Set Screw..
4784	3468	“ “ “ Oil Pad.....
7317	552	“ Shaft.....
7318	571	“ “ Crank with 735c and 1813.....

NO.	PLATE	NAME
2049	583	Oscillating Shaft Crank Pin.....
1813	541	“ “ “ Roller and Stud..
735c	586	“ “ “ Set Screw.....
7299	552	Presser Bar.....
2062	553	“ “ Lifter.....
36c	540	“ “ “ Screw.....
8399	566	“ “ Spring.....
7300	571	“ “ “ Bracket with 740c....
740c	585	“ “ “ “ Set Screw....
2070	573	“ “ “ Washer.....
7384	575	“ Foot, large needle hole, for 7271 and 15786.....
7386	—	Presser Foot, small needle hole, for 7271 and 15786.....
176D	586	Presser Foot Screw.....
263E	541	Pressure Regulating Thumb Screw.....
2996	5500	Shuttle Bobbin.....
33941	—	“ “ Case.....
15141	—	“ “ “ Hinge, Nos. 2973, 2974 and 15140.....
15140	5500	Shuttle Bobbin Case Latch.....
2973	5500	“ “ “ “ Lever.....
2974	5500	“ “ “ “ Fulcrum Pin.....
2975	5500	Shuttle Bobbin Case Latch Spring.....
592E	5500	“ “ “ “ Stop Screw...
*7553	5500	“ “ “ Position Finger.....
2523	5500	“ “ “ “ Rivet
33993	3463	“ “ “ “ Plate.....
391J	584	“ “ “ “ Screw
33942	3474	Shuttle Bobbin Case complete, Nos. 591F, 592E, 2523, 2975, 7553, 15141, 15278 and 33941.....
15728	5500	Shuttle Body.....
591F	5500	“ Tension Regulating Screw.....
15278	3474	“ “ Spring.....
15729	5500	Shuttle, 1 $\frac{1}{8}$ in. diam., No. 2996, 15728 and 33942.....
*15730	—	Shuttle Driver.....
15731	5500	“ “ 15730 with two 462c.....
2049	583	“ “ Pin.....
462c	5500	“ “ Set Screw.....
7319	551	“ Pitman with 44361, 49308 and four 187D.....
*44361	—	Shuttle Pitman Cap (left).....
187D	3468	“ “ “ “ Screw.....
*49308	—	“ “ “ (right).....

NO.	PLATE	NAME
187D	3468	Shuttle Pitman Cap (right) Screw.....
777c	541	" " Connecting Ball Joint Screw.....
1519E	541	Shuttle Pitman Connecting Ball Joint Screw Nut.....
7595	552	Shuttle Pitman Crank Wheel with 435c and 743c.....
743c	540	Shuttle Pitman Crank Wheel Position Screw.....
435c	540	Shuttle Pitman Crank Wheel Set Screw..
14049	554	" Race Back.....
2532	583	" " " Position Pin.....
2533	554	" " " Spring.....
648D	540	" " " " Screw.....
33943	—	" " " Body.....
33944	—	" " " 33943 with 7326 and two 662D.....
33945	—	Shuttle Race Body 33944 with two 2532..
33946	—	" " " 33945 with 33993 and two 391J.....
33947	3475	Shuttle Race complete, Nos. 648D, 2533, 14049 and 33946.....
7326	554	Shuttle Race Cap.....
662D	540	" " " Screw.....
145F	540	" " " Screw.....
7593	551	" " " Bracket.....
7596	—	Shuttle Race Bracket complete, Nos. 7317, 7318, 7593, 14031, 14856, 15730 and three 2049.....
14051	566	Shuttle Race Bracket Adjusting Slide
219F	540	" " " " " " Screw.....
14105	3424	Shuttle Race Bracket Adjusting Slide Steady Pin.....
135D	585	Shuttle Race Bracket Screw.....
2102	569	Tension Disc.....
1560c	541	" Regulating Thumb Nut.....
33932	3474	" Releaser with 10136.....
103D	584	" " " Hinge Screw.....
10135	3474	" " " Spring.....
10136	3474	" " " " Hook.....
413c	586	" Screw Stud.....
33892	—	" " " 413c with 1560c.....
2103	569	" Spring (heavy).....
8238	592	" " (light).....
7332	569	" Thread Guard.....

NO.	PLATE	NAME
7331	—	Tension complete, Nos. 2103, 7335, 7336, 33892 and two 2102.....
33899	—	Tension complete, Nos. 7335, 7336, 8238, 33892 and two 2102.....
2112	583	Thread Retaining Disc with 2113.....
2113	583	" " " " Steady Pin.....
2114	583	" " " Spring.....
2115	583	" " " Stud.....
460c	584	" " " " Set Screw.....
2111	583	Thread Retainer Guide complete, Nos. 2112, 2114 and 2115.....
*33903	—	Thread Take-up Cam.....
7562	553	" " " " 33903 with 448c...
2117	583	" " " " Pin.....
448c	540	" " " " Set Screw.....
*7334	553	" " " " Lever with 1822.....
33850	—	" " " " 7334 with 79c....
79c	540	" " " " Hinge Screw.....
1822	541	" " " " Roller and Stud..
7335	573	" " " " Spring.....
7336	569	" " " " Regulator.....
446c	540	" " " " " Set Screw
7341	—	Throat Plate, large needle hole, for 7271 and 15786.....
7342	575	Throat Plate, small needle hole, for 7271 and 15786.....
50231F	3468	Throat Plate Screw.....
7542	2437	Drip Pan (power table) with five 1 in. wire nails.....

SINGER Needles should be used
in SINGER Machines.
These Needles and their Containers
are marked with the
Company's Trade Mark "SIMANCO.**" 1

Needles in Containers marked
"FOR SINGER MACHINES"
are NOT **SINGER** made needles. 2

LIST OF PARTS COMPLETE

FOR

MACHINE No. 32-9

ORNAMENTAL STITCH No. 9

OBSOLETE

NO.	PLATE	NAME
*15550	—	Arm with 122d, 283d and 7670.....
2002	583	" Dowel Pin.....
123E	540	" Screw.....
7669	3447	" Shaft (horizontal).....
33875	3465	" " Gear (24 teeth) with 458c.....
2117	583	Arm Shaft (horizontal) Gear Pin.....
458c	584	" " " Set Screw...
144d	540	" " " Screw.....
15517	551	" " (upright).....
7599	571	" " " Collar with 462c...
2117	583	" " " Pin.....
462c	5500	" " " Set Screw...
33876	3465	" " " Gear (24 teeth) with 449c.....
2117	583	Arm Shaft (upright) Gear Pin.....
449c	586	" " " Set Screw...
15783	3423	" " " Lower Bearing Oil Tube.....
*7670	—	Arm Side Plate.....
122d	3457	" " " Screw.....
283d	586	" " " Thumb Screw.....
7559	566	" Spool Pin (horizontal).....
7370	551	Balance Wheel, 2 $\frac{3}{4}$ in. pulley, with two 448c.....
2862	551	Balance Wheel, 3 in. pulley, for 3022.....
448c	540	" " Set Screw.....
*7253	—	Bed.....
7259	553	" Leg.....
145E	540	" " Screw.....
256J	554	Clamp Stop Motion Clamp Screw.....
248A	540	" " " Stop Screw...
2020	554	" " " Washer.....
*3023	—	" " " Flanged Bushing....
4933	554	" " " " " 3023 with two 462c.....

NO.	PLATE	NAME
2022	583	Clamp Stop Motion Flanged Bushing Pin
462c	5500	" " " " " Set Screw.....
3022	—	Clamp Stop Motion complete, Nos. 248A, 256J, 2020 and 4933.....
33930	3475	Face Plate with 10136.....
33931	—	Face Plate with Tension Releaser complete, Nos. 106d, 10135, 33930 and 33932....
190d	540	Face Plate Screw.....
7267	552	Feed Bar.....
313c	540	" " Screw Centre.....
56813	—	" " " " 313c with 1519J...
1519J	541	" " " " Nut.....
7268	571	" " Spring.....
7664	580	" Dog.....
50231F	3468	" " Screw.....
7274	551	" Lever.....
7275	552	" " Cam with two 435c.....
435c	540	" " " Set Screw.....
7276	571	" " Cap.....
159F	540	" " " Screw.....
7277	571	" " Raising Cam.....
190d	540	" " " " Screw.....
7071	573	" " " " Washer...
7280	551	" Regulator with 7278.....
7281	569	" " Cap.....
183F	540	" " " Screw.....
7278	573	" " Socket Joint.....
271d	540	" " Thumb Screw.....
7279	552	" Rock Shaft.....
307c	540	" " " Screw Centre.....
56814	—	" " " " 307c with 1513J.....
1513J	541	Feed Rock Shaft Screw Centre Nut.....
25866	3461	Guide.....
286d	540	" Thumb Screw.....
7647	554	Needle Bar.....
7650	554	Needle Bar complete, Nos. 2273, 7647 to 7649, 7651 and 15588.....
7283	569	Needle Bar Connecting Link with 1012E...
1012E	586	" " " " Adjusting Screw.....
380c	541	Needle Bar Connecting Link Hinge Screw...
1520E	541	" " " " " " "
		Nut.....
7284	571	Needle Bar Connecting Stud with 453c...
453c	540	" " " " Set Screw...

NO.	PLATE	NAME
7291	552	Needle Bar Frame with 620c.....
33963	3473	" " " Bevel Gear (45 teeth)
33988	—	" " " " " 33963 with 7367.....
7367	564	Needle Bar Frame Bevel Gear Pinion (48 teeth).....
15c	584	Needle Bar Frame Bevel Gear Screw.....
7385	558	" " " Cam.....
7672	—	Needle Bar Frame Cam complete, Nos. 180F, 7369 and 7385.....
7369	558	Needle Bar Frame Cam Gear (64 teeth)..
7361	551	" " " " " Cover.....
190D	540	" " " " " Screw.....
677c	584	" " " " " Screw.....
180F	586	" " " " " Screw.....
33965	3474	" " " " " Driving Bevel Pinion (15 teeth) with two 453c.....
453c	540	Needle Bar Frame Driving Bevel Pinion Set Screw.....
7293	552	Needle Bar Frame Pitman.....
646F	585	" " " " " Hinge Screw..
7294	571	" " " " " " S t u d
620c	586	" " " " " " " "
		Step Screw.....
7295	552	Needle Bar Frame Regulator with 1820..
549c	585	" " " " " Adjusting Screw Stud.....
7070	573	Needle Bar Frame Regulator Adjusting Screw Stud Sleeve.....
226J	585	Needle Bar Frame Regulator Adjusting Screw Stud Stop Screw (lower).....
226J	585	Needle Bar Frame Regulator Adjusting Screw Stud Stop Screw (upper).....
1589D	3468	Needle Bar Frame Regulator Adjusting Screw Stud Thumb Nut.....
1820	586	Needle Bar Frame Regulator Roller and Stud.....
33948	3474	Needle Bar Frame Regulator Shaft.....
6533	573	" " " " " " Collar with 460c.....
460c	584	Needle Bar Frame Regulator Shaft Collar Set Screw.....
7298	583	Needle Bar Frame Regulator Shaft Pin..
577c	585	" " " " " Screw Centre (lower)..
1517E	586	" " " " " " " Nut
673F	585	" " " " " " (upper)..
1517D	586	" " " " " " " Nut

NO.	PLATE	NAME
7648	573	Needle Bar Yielding Presser.....
15588	583	" " " " " Pin.....
7649	573	" " " " " Spring.....
7651	573	" " " " " Clamp with 206F.....
2273	583	" " " " " Pin.....
206F	585	" " " " " Set Screw.....
14031	552	Oscillating Rock Shaft with 4784.....
14856	571	" " " " " Crank with 735c..
2049	583	" " " " " Pin.....
735c	586	" " " " " Set Screw...
4784	3468	" " " " " Oil Pad.....
7317	552	" " " " " Shaft.....
7318	571	" " " " " Crank with 735c and 1813.....
2049	583	Oscillating Shaft Crank Pin.....
1813	541	" " " " " Roller and Stud..
735c	586	" " " " " Set Screw.....
7299	552	Presser Bar.....
2062	553	" " " " " Lifter.....
36c	540	" " " " " Screw.....
8399	566	" " " " " Spring.....
7300	571	" " " " " Bracket with 740c....
740c	585	" " " " " " Set Screw....
2070	573	" " " " " Washer.....
886D	586	" " " " " Foot Hinge Screw.....
7666	—	" " " " " Plate.....
7665	—	" " " " " Shank.....
7667	580	Presser Foot (hinged) complete, for 7664, Nos. 7665, 7666 and two 886D.....
176D	586	Presser Foot Screw.....
263E	541	Pressure Regulating Thumb Screw.....
2996	5500	Shuttle Bobbin.....
33941	—	" " " " " Case.....
15141	—	" " " " " Hinge, Nos. 2973, 2974 and 15140.....
15140	5500	Shuttle Bobbin Case Latch.....
2973	5500	" " " " " Lever.....
2974	5500	" " " " " " Fulerum Pin.....
2975	5500	Shuttle Bobbin Case Latch Spring.....
592E	5500	" " " " " Stop Screw...
*7553	5500	" " " " " Position Finger....
2523	5500	" " " " " " Rivet
33942	3474	Shuttle Bobbin Case complete, Nos. 591F, 592E, 2523, 2975, 7553, 15141, 15278 and 33941.....
15728	5500	Shuttle Body.....

**LIST OF PARTS COMPLETE
FOR
MACHINE No. 32-10
ORNAMENTAL STITCH No. 10
OBSOLETE**

NO.	PLATE	NAME
*15550	—	Arm with 122d, 283d and 7670.....
2002	583	" Dowel Pin.....
123E	540	" Screw.....
7669	3447	" Shaft (horizontal).....
33875	3465	" " " Gear (24 teeth) with 458c.....
2117	583	Arm Shaft (horizontal) Gear Pin.....
458c	584	" " " " Set Screw...
144d	540	" " " " Screw.....
7254	551	" " (upright).....
7599	571	" " " Collar with 462c...
2117	583	" " " " Pin.....
462c	5500	" " " " Set Screw...
33876	3465	" " " Gear (24 teeth) with 449c.....
2117	583	Arm Shaft (upright) Gear Pin.....
449c	586	" " " " Set Screw...
15783	3423	" " " Lower Bearing Oil Tube.....
7387	564	Arm Shaft (upright) Pinion (20 teeth) with two 456c.....
456c	584	Arm Shaft (upright) Pinion Set Screw...
*7670	—	" Side Plate.....
122d	3457	" " " Screw.....
283d	586	" " " Thumb Screw.....
7559	566	" Spool Pin (horizontal).....
7370	551	Balance Wheel, 2¾ in. pulley, with two 448c.....
2862	551	Balance Wheel, 3 in. pulley, for 3022.....
448c	540	" " " Set Screw.....
*7258	—	Bed.....
7259	553	" Leg.....
145E	540	" " Screw.....
256J	554	Clamp Stop Motion Clamp Screw.....
248A	540	" " " " Stop Screw...
2020	554	" " " " Washer.....
*3023	—	" " " Flanged Bushing....
4933	554	" " " " " 3023 with two 462c.....

PARTS FOR MACHINE No. 32-10

NO.	PLATE	NAME
2022	583	Clamp Stop Motion Flanged Bushing Pin
462c	5500	" " " " " " Set Screw.....
3022	—	Clamp Stop Motion complete, Nos. 248A, 256J, 2020 and 4933.....
33930	3475	Face Plate with 10136.....
33931	—	Face Plate with Tension Releaser complete, Nos. 106d, 10135, 33930 and 33932....
190d	540	Face Plate Screw.....
7267	552	Feed Bar.....
313c	540	" " Screw Centre.....
56813	—	" " " " 313c with 1519J..
1519J	541	" " " " Nut.....
7268	571	" " Spring.....
15757	3431	" Bell Crank with 1906 and 7278.....
1887	—	" " " Roller and Screw Stud
1906	3457	" " " " " " " 1887 with 1520E and 14017.....
1520E	541	Feed Bell Crank Roller and Screw Stud Nut.....
14017	3424	Feed Bell Crank Roller and Screw Stud Nut Washer.....
674d	584	Feed Bell Crank Screw.....
7278	573	" " " Socket Joint.....
15599	3450	" Cam Gear 60 teeth.....
675d	584	" " " Screw.....
7664	580	" Dog.....
50231F	3468	" " Screw.....
7659	564	" Gear (intermediate) 30 teeth.....
7660	564	" " " 40 teeth.....
7391	564	" " " 7659 with 7660.
7392	554	" " " Bracket.....
7393	586	" " " " Pin....
676d	585	" " " " Screw..
14d	584	" " " Screw.....
7394	554	" Raising Bar with 7397.....
7276	571	" " " Cap.....
159F	540	" " " " Screw.....
7395	554	" " " Connection.....
7396	564	" " " " Cam with two 446c.....
446c	540	Feed Raising Bar Connection Cam Set Screw.....
7397	583	Feed Raising Bar Stud.....
7277	571	" " " Cam.....
190d	540	" " " Screw.....
7071	573	" " " " Washer.....

NO.	PLATE	NAME
7836	3456	Feed Regulator with 7278.....
7281	569	" " Cap.....
183F	540	" " " Screw.....
7278	573	" " Socket Joint.....
271D	540	" " Thumb Screw.....
7279	552	" Rock Shaft.....
307C	540	" " " Screw Centre.....
56814	—	" " " " " 307C with 1513J.....
1513J	541	Feed Rock Shaft Screw Centre Nut.....
25866	3461	Guide.....
286D	540	" Thumb Screw.....
7647	554	Needle Bar.....
7650	554	Needle Bar complete, Nos. 2273, 7647 to 7649, 7651 and 15588.....
7283	569	Needle Bar Connecting Link with 1012E..
1012E	586	" " " " Adjusting Screw.....
380C	541	Needle Bar Connecting Link Hinge Screw
1520E	541	" " " " " " "
		Nut.....
7284	571	Needle Bar Connecting Stud with 453C..
453C	540	" " " " Set Screw...
7291	552	" " Frame with 620C.....
33963	3473	" " " Bevel Gear (45 teeth)
33988	—	" " " " " 33963 with 7367.....
7367	564	Needle Bar Frame Bevel Gear Pinion (48 teeth).....
15C	584	Needle Bar Frame Bevel Gear Screw.....
7385	558	" " " Cam.....
7672	—	Needle Bar Frame Cam complete, Nos. 180F, 7369 and 7385.....
7369	558	Needle Bar Frame Cam Gear (64 teeth)..
7361	551	" " " " " Cover.....
190D	540	" " " " " Screw
677C	584	" " " " " Screw.....
180F	586	" " " " " Screw.....
33965	3474	" " " Driving Bevel Pinion (15 teeth) with two 453C.....
453C	540	Needle Bar Frame Driving Bevel Pinion Set Screw.....
7293	552	Needle Bar Frame Pitman.....
646F	585	" " " " Hinge Screw..
7294	571	" " " " Stud...
620C	586	Needle Bar Frame Pitman Hinge Stud Stop Screw.....

NO.	PLATE	NAME
7295	552	Needle Bar Frame Regulator with 1820..
549C	585	" " " " Adjusting Screw Stud.....
7070	573	Needle Bar Frame Regulator Adjusting Screw Stud Sleeve.....
226J	585	Needle Bar Frame Regulator Adjusting Screw Stud Stop Screw (lower).....
226J	585	Needle Bar Frame Regulator Adjusting Screw Stud Stop Screw (upper).....
1589D	3468	Needle Bar Frame Regulator Adjusting Screw Stud Thumb Nut.....
1820	586	Needle Bar Frame Regulator Roller and Stud.....
33948	3474	Needle Bar Frame Regulator Shaft.....
6533	573	" " " " Collar with 460C.....
460C	584	Needle Bar Frame Regulator Shaft Collar Set Screw.....
7298	583	Needle Bar Frame Regulator Shaft Pin..
577C	585	" " " Screw Centre (lower)
1517E	586	" " " " " "
		Nut.....
673F	585	Needle Bar Frame Screw Centre (upper)
1517D	586	" " " " " "
		Nut.....
7648	573	Needle Bar Yielding Presser.....
15588	583	" " " " Pin.....
7649	573	" " " " Spring.....
7651	573	" Clamp with 206F.....
2273	583	" " Pin.....
206F	585	" Set Screw.....
14031	552	Oscillating Rock Shaft with 4784.....
14856	571	" " " Crank with 735C..
2049	583	" " " " Pin.....
735C	586	" " " " Set Screw..
4784	3468	" " " Oil Pad.....
7317	552	" Shaft.....
7318	571	" " Crank with 735C and 1813.....
2049	583	Oscillating Shaft Crank Pin.....
1813	541	" " " Roller and Stud..
735C	586	" " " Set Screw.....
7299	552	Presser Bar.....
2062	553	" " Lifter.....
36C	540	" " " Screw.....
8399	566	" " Spring.....
7300	571	" " " Bracket with 740C..

NO.	PLATE	NAME
740c	585	Presser Bar Spring Bracket Set Screw...
2070	573	" " " Washer.....
886d	586	" Foot Hinge Screw.....
7666	—	" " Plate.....
7665	—	" " Shank.....
7667	580	Presser Foot (hinged) complete for 7664, Nos. 7665, 7666 and two 886d.....
176d	586	Presser Foot Screw.....
263e	541	Pressure Regulating Thumb Screw.....
2996	5500	Shuttle Bobbin.....
33941	—	" " Case.....
15141	—	" " " Hinge, Nos. 2973, 2974 and 15140.....
15140	5500	Shuttle Bobbin Case Latch.....
2973	5500	" " " " Lever.....
2974	5500	" " " " Fulcrum Pin.....
2975	5500	Shuttle Bobbin Case Latch Spring.....
592e	5500	" " " " Stop Screw...
*7553	5500	" " " " Position Finger....
2523	5500	" " " " " Rivet
33942	3474	Shuttle Bobbin Case complete, Nos. 591f, 592e, 2523, 2975, 7553, 15141, 15278 and 33941.....
15728	5500	Shuttle Body.....
591f	5500	" Tension Regulating Screw.....
15278	3474	" " Spring.....
15729	5500	Shuttle, 1 1/8 in. diam., Nos. 2996, 15728 and 33942.....
*15730	—	Shuttle Driver.....
15731	5500	" " " 15730 with two 462c.....
2049	583	" " Pin.....
462c	5500	" " Set Screw.....
7319	551	" Pitman with 44361, 49308 and four 187d.....
*44361	—	Shuttle Pitman Cap (left).....
187d	3468	" " " " Screw.....
*49308	—	" " " (right).....
187d	3468	" " " " Screw.....
777c	541	" " Connecting Ball Joint Screw.....
1519e	541	Shuttle Pitman Connecting Ball Joint Screw Nut.....
7595	552	Shuttle Pitman Crank Wheel with 435c and 743c.....
743c	540	Shuttle Pitman Crank Wheel Position Screw.....

NO.	PLATE	NAME
435c	540	Shuttle Pitman Crank Wheel Set Screw..
14049	554	" Race Back.....
2532	583	" " " Position Pin.....
2533	554	" " " Spring.....
648d	540	" " " " Screw.....
7639	—	" " Body.....
7661	554	" " Cap.....
335d	584	" " " Screw.....
7638	554	Shuttle Race complete, Nos. 648d, 2533, 7639, 7661, 14049 and two each 335d and 2532.....
145f	540	Shuttle Race Screw.....
7593	551	" " Bracket.....
7596	—	Shuttle Race Bracket complete, Nos. 7317, 7318, 7593, 14031, 14856, 15730 and three 2049.....
14051	566	Shuttle Race Bracket Adjusting Slide
219f	540	" " " " " "
		Screw.....
14105	3424	Shuttle Race Bracket Adjusting Slide Steady Pin.....
135d	585	Shuttle Race Bracket Screw.....
2102	569	Tension Disc.....
1560c	541	" Regulating Thumb Nut.....
33932	3474	" Releaser with 10136.....
106d	584	" " Hinge Screw.....
10135	3474	" " Spring.....
10136	3474	" " " Hook.....
413c	586	" Screw Stud.....
33892	—	" " " 413c with 1560c.....
2103	569	" Spring (heavy).....
8238	592	" " (light).....
7332	569	" Thread Guard.....
7331	—	Tension complete, Nos. 2103, 7335, 7336, 33892 and two 2102.....
33899	—	Tension complete, Nos. 7335, 7336, 8238, 33892 and two 2102.....
1089f	3457	Thread Nipper Body.....
7640	569	" " Cam with two 453c.....
453c	540	" " " Set Screw.....
15770	3401	" " Cap.....
9540	569	" " Spring.....
848f	569	" " Stud.....
9541	592	" " " Plug (fibre).....
7671	583	" " Thread Eyelet (double)...
330d	540	" " " " Screw.....

NO.	PLATE	NAME
15771	3401	Thread Nipper complete, Nos. 848F, 1089F, 9540, 9541 and 15770.....
2112	583	Thread Retaining Disc with 2113.....
2113	583	" " " Steady Pin.....
2114	583	" " " Spring.....
2115	583	" " " Stud.....
460c	584	" " " Set Screw.....
2111	583	Thread Retainer Guide complete, Nos. 2112, 2114 and 2115.....
*33903	—	Thread Take-up Cam.....
7562	553	" " " 33903 with 448c....
2117	583	" " " Pin.....
448c	540	" " " Set Screw.....
*7334	553	" " " Lever with 1822.....
33850	—	" " " 7334 with 79c....
79c	540	" " " Hinge Screw.....
1822	541	" " " Roller and Stud....
7335	573	" " " Spring.....
7336	569	" " " Regulator.....
446c	540	" " " " Set Screw
7668	580	Throat Plate for 7664.....
50231F	3468	" " " Screw.....
7542	2437	Drip Pan (power table) with five 1 in. wire nails.....

SINGER Needles should be used
in SINGER Machines.
These Needles and their Containers
are marked with the
Company's Trade Mark "SIMANCO.**" 1

Needles in Containers marked
"FOR SINGER MACHINES"
are NOT **SINGER** made needles. 2

LIST OF PARTS COMPLETE
FOR
MACHINE No. 32-11
ORNAMENTAL STITCH No. 11

NO.	PLATE	NAME
*15551	—	Arm with 122b, 283d and 7670.....
2002	583	" Dowel Pin.....
123E	540	" Screw.....
7669	3447	" Shaft (horizontal).....
33875	3465	" " " Gear (24 teeth) with 458c.....
2117	583	Arm Shaft (horizontal) Gear Pin.....
458c	584	" " " " Set Screw..
144d	540	" " " " Screw.....
7254	551	" " (upright).....
7599	571	" " " Collar with 462c....
2117	583	" " " " Pin.....
462c	5500	" " " " Set Screw...
33876	3465	" " " " Gear (24 teeth) with 449c.....
2117	583	Arm Shaft (upright) Gear Pin.....
449c	586	" " " " Set Screw.....
15783	3423	" " " " Lower Bearing Oil Tube.....
7387	564	Arm Shaft (upright) Pinion (20 teeth) with two 456c.....
456c	584	Arm Shaft (upright) Pinion Set Screw...
*7670	—	" Side Plate.....
122b	3457	" " " Screw.....
283d	586	" " " Thumb Screw.....
7559	566	" Spool Pin (horizontal).....
7370	551	Balance Wheel, 2¾ in. pulley, with two 448c.....
2862	551	Balance Wheel, 3 in. pulley, for 3022 ...
448c	540	" " " Set Screw.....
*7258	—	Bed.....
7259	553	" Leg.....
145E	540	" " Screw.....
256f	554	Clamp Stop Motion Clamp Screw.....
248A	540	" " " " Stop Screw...
2020	554	" " " " Washer.....
*3023	—	" " " Flanged Bushing....
4933	554	" " " " " 3023 with two 462c.....

NO.	PLATE	NAME
2022	583	Clamp Stop Motion Flanged Bushing Pin
462c	5500	" " " " " Set
		Screw.....
3022	—	Clamp Stop Motion complete, Nos. 248A, 256j, 2020 and 4933.....
33930	3475	Face Plate with 10136.....
33931	—	Face Plate with Tension Releaser complete, Nos. 106D, 10135, 33930 and 33932.....
190D	540	Face Plate Screw.....
7267	552	Feed Bar.....
313c	540	" " Screw Centre.....
56813	—	" " " " 313c with 1519j
1519j	541	" " " " Nut.....
7268	571	" " Spring.....
15757	3431	" Bell Crank with 1906 and 7278.....
1887	—	" " " Roller and Screw Stud
1906	3457	" " " " " " "
		1887 with 1520E and 14017.....
1520E	541	Feed Bell Crank Roller and Screw Stud Nut.....
14017	3424	Feed Bell Crank Roller and Screw Stud Nut Washer.....
674D	584	Feed Bell Crank Screw.....
7278	573	" " " Socket Joint.....
15600	3450	" Cam Gear (60 teeth).....
675D	584	" " Screw.....
7664	580	" Dog.....
50231F	3468	" " Screw.....
7394	554	" Raising Bar with 7397.....
7276	571	" " " Cap.....
159F	540	" " " " Screw.....
7395	554	" " " Connection.....
7396	564	" " " " Cam with two 446c.....
446c	540	Feed Raising Bar Connection Cam Set Screw.....
7397	583	Feed Raising Bar Stud.....
7277	571	" " Cam.....
190D	540	" " " Screw.....
7071	573	" " " " Washer.....
7836	3456	" Regulator with 7278.....
7281	569	" " Cap.....
183F	540	" " " Screw.....
7278	573	" " Socket Joint.....
271D	540	" " Thumb Screw.....
7279	552	" Rock Shaft.....

NO.	PLATE	NAME
307c	540	Feed Rock Shaft Screw Centre.....
56814	—	" " " " " 307c with 1513j.....
1513j	541	Feed Regulator Shaft Screw Centre Nut..
25866	3461	Guide.....
286D	540	" Thumb Screw.....
7647	554	Needle Bar.....
7650	554	Needle Bar complete, Nos. 2273, 7647 to 7649, 7651 and 15588.....
7283	569	Needle Bar Connecting Link with 1012E..
1012E	586	" " " " Adjusting Screw.....
380c	541	Needle Bar Connecting Link Hinge Screw
1520E	541	" " " " " "
		Nut.....
7284	571	Needle Bar Connecting Stud with 453c...
453c	540	" " " " Set Screw...
7291	552	" " Frame with 620c.....
33975	3473	" " " Cam and Bevel Gear (45 teeth).....
33976	—	Needle Bar Frame Cam and Bevel Gear 33975 with 15c.....
7290	551	Needle Bar Frame Cam and Bevel Gear Cover.....
190D	540	Needle Bar Frame Cam and Bevel Gear Cover Screw.....
15c	584	Needle Bar Frame Cam and Bevel Gear Screw.....
33965	3474	Needle Bar Frame Driving Bevel Pinion (15 teeth) with two 453c.....
453c	540	Needle Bar Frame Driving Bevel Pinion Set Screw.....
7293	552	Needle Bar Frame Pitman.....
646F	585	" " " " Hinge Screw..
7294	571	" " " " " Stud...
620c	586	" " " " " " Stop Screw.....
7295	552	Needle Bar Frame Regulator with 1820..
549c	585	" " " " Adjusting Screw Stud.....
7070	573	Needle Bar Frame Regulator Adjusting Screw Stud Sleeve.....
226j	585	Needle Bar Frame Regulator Adjusting Screw Stud Stop Screw (lower).....
226j	585	Needle Bar Frame Regulator Adjusting Screw Stud Stop Screw (upper).....

NO.	PLATE	NAME
1589D	3468	Needle Bar Frame Regulator Adjusting Screw Stud Thumb Nut.....
1820	586	Needle Bar Frame Regulator Roller and Stud.....
33048	3474	Needle Bar Frame Regulator Shaft.....
6533	573	" " " " " Collar with 460c.....
460c	584	Needle Bar Frame Regulator Shaft Collar Set Screw.....
7298	583	Needle Bar Frame Regulator Shaft Pin....
577c	585	" " " " " Screw Centre (lower)
1517E	586	" " " " " " Nut.....
673F	585	Needle Bar Frame Screw Centre (upper)
1517D	586	" " " " " " Nut.....
7648	573	Needle Bar Yielding Presser.....
15588	583	" " " " " Pin.....
7649	573	" " " " " Spring.....
7651	573	" " " " " Clamp with 206F.....
2273	583	" " " " " Pin.....
206F	585	" " " " " Set Screw.....
14031	552	Oscillating Rock Shaft with 4784.....
14856	571	" " " " " Crank with 735c..
2049	583	" " " " " Pin.....
735c	586	" " " " " Set Screw..
4784	3468	" " " " " Oil Pad.....
7317	552	" " " " " Shaft.....
7318	571	" " " " " Crank with 735c and 1813.....
2049	583	Oscillating Shaft Crank Pin.....
1813	541	" " " " " Roller and Stud..
735c	586	" " " " " Set Screw.....
7299	552	Presser Bar.....
2062	553	" " " " " Lifter.....
36c	540	" " " " " Screw.....
8399	566	" " " " " Spring.....
7300	571	" " " " " Bracket with 740c....
740c	585	" " " " " Set Screw....
2070	573	" " " " " Washer.....
886D	586	" " " " " Foot Hinge Screw.....
7666	—	" " " " " Plate.....
7665	—	" " " " " Shank.....
7667	580	Presser Foot (hinged) complete, for 7664, Nos. 7665, 7666 and two 886D.....
176D	586	Presser Foot Screw.....
263E	541	Pressure Regulating Thumb Screw.....

NO.	PLATE	NAME
2996	5500	Shuttle Bobbin.....
33941	—	" " " " Case.....
15141	—	" " " " " Hinge, Nos. 2973, 2974 and 15140.....
15140	5500	Shuttle Bobbin Case Latch.....
2973	5500	" " " " " Lever.....
2974	5500	" " " " " Fulcrum Pin.....
2975	5500	Shuttle Bobbin Case Latch Spring.....
592E	5500	" " " " " Stop Screw....
*7553	5500	" " " " " Position Finger.....
2523	5500	" " " " " Rivet.....
33942	3474	Shuttle Bobbin Case complete, Nos. 591F, 592E, 2523, 2975, 7553, 15141, 15278 and 33941.....
15728	5500	Shuttle Body.....
591F	5500	" " " " " Tension Regulating Screw.....
15278	3474	" " " " " Spring.....
15729	5500	Shuttle, 1½ in. diam., Nos. 2996, 15728 and 33942.....
*15730	—	Shuttle Driver.....
15731	5500	" " " " " 15730 with two 462c.....
2049	583	" " " " " Pin.....
462c	5500	" " " " " Set Screw.....
7319	551	" " " " " Pitman with 44361, 49308 and four 187D.....
*44361	—	Shuttle Pitman Cap (left).....
187D	3468	" " " " " " Screw.....
*49308	—	" " " " " (right).....
187D	3468	" " " " " " Screw.....
777c	541	" " " " " Connecting Ball Joint Screw.....
1519E	541	Shuttle Pitman Connecting Ball Joint Screw Nut.....
7595	552	Shuttle Pitman Crank Wheel with 435c and 743c.....
743c	540	Shuttle Pitman Crank Wheel Position Screw.....
435c	540	Shuttle Pitman Crank Wheel Set Screw..
14049	554	" " " " " Race Back.....
2532	583	" " " " " Position Pin.....
2533	554	" " " " " Spring.....
648D	540	" " " " " " Screw.....
7639	—	" " " " " Body.....
7661	554	" " " " " Cap.....
335D	584	" " " " " " Screw.....

NO.	PLATE	NAME
7638	554	Shuttle Race complete, Nos. 648d, 2533, 7639, 7661, 14049 and two each 335d and 2532.....
145F	540	Shuttle Race Screw.....
7593	551	" " Bracket.....
7596	—	Shuttle Race Bracket complete, Nos. 7317, 7318, 7593, 14031, 14856, 15730 and three 2049.....
14051	566	Shuttle Race Bracket Adjusting Slide
219F	540	" " " " " " Screw.....
14105	3424	Shuttle Race Bracket Adjusting Slide Steady Pin.....
135d	585	Shuttle Race Bracket Screw.....
2102	569	Tension Disc.....
1560c	541	" Regulating Thumb Nut.....
33932	3474	" Releaser with 10136.....
106d	584	" " Hinge Screw.....
10135	3474	" " Spring.....
10136	3474	" " Hook.....
413c	586	" Screw Stud.....
33892	—	" " " 413c with 1560c.....
2103	569	" Spring (heavy).....
8238	592	" (light).....
7332	569	" Thread Guard.....
7331	—	Tension complete, Nos. 2103, 7335, 7336, 33892 and two 2102.....
33899	—	Tension complete, Nos. 7335, 7336, 8238, 33892 and two 2102.....
1089F	3457	Thread Nipper Body.....
7640	569	" " Cam with two 453c.....
453c	540	" " " Set Screw.....
15770	3401	" " Cap.....
9540	569	" " Spring.....
848F	569	" " Stud.....
9541	592	" " Plug (fibre).....
7671	583	" " Thread Eyelet (double)...
330d	540	" " " " Screw.....
15771	3401	Thread Nipper complete, Nos. 848F, 1089F, 9540, 9541 and 15770.....
2112	583	Thread Retaining Disc with 2113.....
2113	583	" " " Steady Pin.....
2114	583	" " Spring.....
2115	583	" " Stud.....
460c	584	" " " Set Screw.....
2111	583	Thread Retainer Guide complete, Nos. 2112, 2114 and 2115.....

NO.	PLATE	NAME
*33903	—	Thread Take-up Cam.....
7562	553	" " " 33903 with 448c...
2117	583	" " " Pin.....
448c	540	" " " Set Screw.....
*7334	553	" " Lever with 1822.....
33850	—	" " " 7334 with 79c....
79c	540	" " " Hinge Screw.....
1822	541	" " " Roller and Stud...
7335	573	" " Spring.....
7336	569	" " " Regulator.....
446c	540	" " " " Set Screw
7668	580	Throat Plate for 7664.....
50231F	3468	" " Screw.....
7542	2437	Drip Pan (power table) with five 1 in. wire nails.....

SINGER Needles should be used
in SINGER Machines.
These Needles and their Containers
are marked with the
Company's Trade Mark "SIMANCO.**" 1

Needles in Containers marked
"FOR SINGER MACHINES"
are NOT **SINGER** made needles. 2

MACHINE No. 32-12**ORNAMENTAL STITCH No. 12****OBSOLETE**

This Machine is the same as No. 32-10 with the following exception:

NO.	PLATE	NAME
15601	3450	Feed Cam Gear 60 teeth, in place of 15599.

MACHINES Nos. 32-13 and 32-14**ORNAMENTAL STITCHES Nos. 13 AND 14****OBSOLETE**

Ornamental Stitches Nos. 13 and 14 are produced by changing the relative position of Needle Bar Frame Cam No. 7385 in relation to Needle Bar Frame Cam Gear No. 7369.

These Machines are the same as No. 32-10 with the following exception:

NO.	PLATE	NAME
15602	3450	Feed Cam Gear 60 teeth, in place of 15599.

MACHINES Nos. 32-15 and 32-16**ORNAMENTAL STITCHES Nos. 15 AND 16**

Ornamental Stitches Nos. 15 and 16 are produced by changing the relative position of Needle Bar Frame Cam No. 7411 in relation to Needle Bar Frame Cam Gear No. 7369

These Machines are the same as No. 32-10 with the following exceptions:

NO.	PLATE	NAME
15602	3450	Feed Cam Gear 60 teeth, in place of 15599.
7411	560	Needle Bar Frame Cam, in place of 7385..
7673	—	Needle Bar Frame Cam complete, Nos. 180r, 7369 and 7411, in place of 7672..

MACHINE No. 32-17**ORNAMENTAL STITCH No. 17****OBSOLETE**

This Machine is the same as No. 32-11 with the following exception:

NO.	PLATE	NAME
15603	3450	Feed Cam Gear 60 teeth, in place of 15600.

LIST OF PARTS COMPLETE
FOR
MACHINE No. 32-18
ORNAMENTAL STITCH No. 18

NO.	PLATE	NAME
*7413	—	Arm with 122d, 283d and 7670.....
2002	583	" Dowel Pin.....
123E	540	" Screw.....
7669	3447	" Shaft (horizontal).....
33875	3465	" " " Gear (24 teeth) with 458c.....
2117	583	Arm Shaft (horizontal) Gear Pin.....
458c	584	" " " " Set Screw...
144D	540	" " " " Screw.....
7254	551	" " (upright).....
7599	571	" " " Collar with 462c...
2117	583	" " " " Pin.....
462c	5500	" " " " Set Screw...
33876	3465	" " " " Gear (24 teeth) with 449c.....
2117	583	Arm Shaft (upright) Gear Pin.....
449c	586	" " " " Set Screw.....
15783	3423	" " " " Lower Bearing Oil Tube.....
7387	564	Arm Shaft (upright) Pinion (20 teeth) with two 456c.....
456c	584	Arm Shaft (upright) Pinion Set Screw....
*7670	—	" Side Plate.....
122D	3457	" " " " Screw.....
283D	586	" " " " Thumb Screw.....
7559	566	" Spool Pin (horizontal).....
7370	551	Balance Wheel, 2¾ in. pulley, with two 448c.....
2862	551	Balance Wheel, 3 in. pulley, for 3022.....
448c	540	" " " " Set Screw.....
*7258	—	Bed.....
7259	553	" Leg.....
145E	540	" Leg Screw.....
256J	554	Clamp Stop Motion Clamp Screw.....
248A	540	" " " " Stop Screw...
2020	554	" " " " Washer.....
*3023	—	" " " " Flanged Bushing....
4933	554	" " " " " 3023 with two 462c.....

NO.	PLATE	NAME
2022	583	Clamp Stop Motion Flanged Bushing Pin
462c	5500	" " " " " " Set Screw.....
3022	—	Clamp Stop Motion complete, Nos. 248A, 256J, 2020 and 4933.....
33930	3475	Face Plate with 10136.....
33931	—	Face Plate with Tension Releaser complete, Nos. 106D, 10135, 33930 and 33932....
190D	540	Face Plate Screw.....
7267	552	Feed Bar.....
313c	540	" " " " Screw Centre.....
56813	—	" " " " " 313c with 1519J..
1519J	541	" " " " " Nut.....
7268	571	" " " " Spring.....
15757	3431	" Bell Crank with 1906 and 7278.....
1887	—	" " " " Roller and Screw Stud
1906	3457	" " " " " " " " " 1887 with 1520E and 14017.....
1520E	541	Feed Bell Crank Roller and Screw Stud Nut.....
14017	3424	Feed Bell Crank Roller and Screw Stud Nut Washer.....
674D	584	Feed Bell Crank Screw.....
7278	573	" " " " Socket Joint.....
15604	3450	" Cam Gear 60 teeth.....
675D	584	" " " " Screw.....
7664	580	" Dog.....
50231F	3468	" " " " Screw.....
7674	565	" Gear (intermediate) 24 teeth.....
7675	559	" " " " 64 teeth.....
7415	559	" " " " 7674 with 7675.
7392	554	" " " " Bracket.....
7393	586	" " " " " Pin...
676D	585	" " " " " Screw..
14D	584	" " " " " Screw.....
7394	554	" Raising Bar with 7397.....
7276	571	" " " " Cap.....
159F	540	" " " " " Screw.....
7395	554	" " " " " Connection.....
7396	564	" " " " " Cam with two 446c.....
446c	540	Feed Raising Bar Connection Cam Set Screw.....
7397	583	Feed Raising Bar Stud.....
7277	571	" " " " Cam.....
190D	540	" " " " " Screw.....
7071	573	" " " " " Washer.....

NO.	PLATE	NAME
10136	3474	Tension Releaser Spring Hook.....
413c	586	" Screw Stud.....
33892	—	" " " 413c with 1560c.....
2103	569	" Spring (heavy).....
8238	592	" " (light).....
7332	569	" Thread Guard.....
7331	—	Tension complete, Nos. 2103, 7335, 7336, 33892 and two 2102.....
33899	—	Tension complete, Nos. 7335, 7336, 8238, 33892 and two 2102.....
1089F	3457	Thread Nipper Body.....
7640	569	" " Cam with two 453c.....
453c	540	" " " Set Screw.....
15770	3401	" " Cap.....
9540	569	" " Spring.....
848F	569	" " Stud.....
9541	592	" " " Plug (fibre).....
7671	583	" " Thread Eyelet (double)...
330D	540	" " " Screw.....
15771	3401	Thread Nipper complete, Nos. 848F, 1089F, 9540, 9541 and 15770.....
2112	583	Thread Retaining Disc with 2113.....
2113	583	" " " Steady Pin.....
2114	583	" " Spring.....
2115	583	" " Stud.....
460c	584	" " " Set Screw.....
2111	583	Thread Retainer Guide complete, Nos. 2112, 2114 and 2115.....
*33903	—	Thread Take-up Cam.....
7562	553	" " " 33903 with 448c...
2117	583	" " " Pin.....
448c	540	" " " Set Screw.....
*7334	553	" " Lever with 1822.....
33850	—	" " " 7334 with 79c....
79c	540	" " " Hinge Screw.....
1822	541	" " Lever Roller and Stud...
7335	573	" " Spring.....
7336	569	" " " Regulator.....
446c	540	" " " " Set Screw
7668	580	Throat Plate for 7664.....
50231F	3468	" " Screw.....
7542	2437	Drip Pan (power table) with five 1 in. wire nails.....

MACHINE No. 32-19

ORNAMENTAL STITCH No. 19

OBSOLETE

This Machine is the same as No. 32-10 with
the following exceptions:

NO.	PLATE	NAME
15605	3450	Feed Cam Gear 60 teeth, in place of 15599.
33989	—	Needle Bar Frame Bevel Gear 33963 with 7425, in place of 33988.....
7425	565	Needle Bar Frame Bevel Gear Pinion (30 teeth) in place of 7367.....
7426	560	Needle Bar Frame Cam, in place of 7385..
7663	560	Needle Bar Frame Cam complete, Nos. 180F, 7426 and 7427, in place of 7672..
7427	560	Needle Bar Frame Cam Gear (80 teeth) in place of 7369.....

MACHINE No. 32-20**ORNAMENTAL STITCH No. 20**

This Machine is the same as No. 32-11 with
the following exceptions:

NO.	PLATE	NAME
*15550	—	Arm with 122D, 283D and 7670, in place of 15551.....
15606	3451	Feed Cam Gear 60 teeth, in place of 15600.....
33963	3473	Needle Bar Frame Bevel Gear (45 teeth) in place of 33975.....
33964	—	Needle Bar Frame Bevel Gear 33963 with 7358.....
7358	564	Needle Bar Frame Bevel Gear Pinion (36 teeth).....
15c	584	Needle Bar Frame Bevel Gear Screw.....
7429	560	“ “ “ Cam.....
7676	—	Needle Bar Frame Cam complete, Nos. 180F, 7360 and 7429.....
7360	553	Needle Bar Frame Cam Gear (72 teeth)..
7361	551	“ “ “ “ “ Cover, in place of 7290.....
190D	540	Needle Bar Frame Cam Gear Cover Screw.....
677c	584	“ “ “ “ “ Screw.....
180F	586	“ “ “ “ “ Screw.....

MACHINE No. 32-21**ORNAMENTAL STITCH No. 21**

This Machine is the same as No. 32-18 with
the following exceptions:

NO.	PLATE	NAME
15607	3451	Feed Cam Gear 60 teeth, in place of 15604.....
7677	559	Feed Gear (intermediate) 56 teeth, in place of 7675.....
7431	559	Feed Gear (intermediate) 7674 with 7677, in place of 7415.....
7434	561	Needle Bar Frame Cam, in place of 7421..
33802	—	Needle Bar Frame Cam complete, Nos. 180F, 7433 and 7434, in place of 33801..
7433	567	Needle Bar Frame Driving Ratchet Wheel (14 teeth) in place of 7420.....
7436	567	Needle Bar Frame Driving Ratchet Wheel Stop, in place of 7423.....

LIST OF PARTS COMPLETE

FOR

MACHINE No. 32-22

ORNAMENTAL STITCH No. 22

OBSOLETE

NO.	PLATE	NAME
*7356	—	Arm with 122d, 283d, and 7257.....
2002	583	" Dowel Pin.....
123E	540	" Screw.....
7252	551	" Shaft (horizontal).....
33875	3465	" " " Gear (24 teeth) with 458c.....
2117	583	Arm Shaft (horizontal) Gear Pin.....
458c	584	" " " " Set Screw...
144d	540	" " " Screw.....
7254	551	" " (upright).....
7599	571	" " " Collar with 462c...
2117	583	" " " " Pin.....
462c	5500	" " " " Set Screw...
33876	3465	" " " Gear (24 teeth) with 449c.....
2117	583	Arm Shaft (upright) Gear Pin.....
449c	586	" " " " Set Screw.....
15783	3423	" " " Lower Bearing Oil Tube.....
7387	564	Arm Shaft (upright) Pinion (20 teeth) with two 456c.....
456c	584	Arm Shaft (upright) Pinion Set Screw....
*7257	—	Arm Side Plate.....
122d	3457	" " " Screw.....
283d	586	" " " Thumb Screw.....
12403	583	" Spool Pin and Thread Eyelet.....
8879	3401	" " " Washer (cloth).....
7370	551	Balance Wheel, 2¼ in. pulley, with two 448c.....
2862	551	Balance Wheel, 3 in. pulley, for 3022....
448c	540	" " " Set Screw.....
*7258	—	Bed.....
7259	553	" Leg.....
145E	540	" " Screw.....
256j	554	Clamp Stop Motion Clamp Screw.....
248A	540	" " " " Stop Screw...
2020	554	" " " " Washer.....

NO.	PLATE	NAME
*3023	—	Clamp Stop Motion Flanged Bushing....
4933	554	" " " " " 3023 with two 462c.....
2022	583	Clamp Stop Motion Flanged Bushing Pin
462c	5500	" " " " " Set Screw.....
3022	—	Clamp Stop Motion complete, Nos. 248A, 256j, 2020 and 4933.....
33930	3475	Face Plate with 10136.....
33931	—	Face Plate with Tension Releaser complete, Nos. 106d, 10135, 33930 and 33932....
190d	540	Face Plate Screw.....
7267	552	Feed Bar.....
313c	540	" " Screw Centre.....
56813	—	" " " " 313c with 1519j..
1519j	541	" " " " Nut.....
7268	571	" " Spring.....
15757	3431	" Bell Crank with 1906 and 7278....
1887	—	" " " Roller and Screw Stud
1906	3457	" " " " " " 1887 with 1520E and 14017.....
1520E	541	Feed Bell Crank Roller and Screw Stud Nut.....
14017	3424	Feed Bell Crank Roller and Screw Stud Nut Washer.....
674d	584	Feed Bell Crank Screw.....
7278	573	" " " Socket Joint.....
15608	3451	" Cam Gear 60 teeth, for 5 stitches..
15609	3451	" " " " " " 6 " ..
15610	3451	" " " " " " 7 " ..
15611	3451	" " " " " " 10 " ..
675d	584	" " " Screw.....
7271	575	" Dog.....
15786	3404	" " (7271, spiked teeth).....

NOTE: No. 15786 is sent with this machine, unless another Feed Dog is specified on order.

50231F	3468	Feed Dog Screw.....
7659	564	" Gear (intermediate) 30 teeth, for 7439 and 7683.....
7682	559	Feed Gear (intermediate) 50 teeth, for 7683
7683	—	" " " 7659 with 7682, for 5 stitches.....
7684	561	Feed Gear (intermediate) 60 teeth, for 7439 and 7440.....
7439	559	Feed Gear (intermediate) 7659 with 7684, for 6 stitches.....

NO.	PLATE	NAME
7674	565	Feed Gear (intermediate) 24 teeth, for 7431
7677	559	" " " 56 teeth, for 7431
7431	559	" " " 7674 with 7677, for 7 stitches.....
7685	565	Feed Gear (intermediate) 18 teeth, for 7440
7440	559	" " " 7685 with 7684, for 10 stitches.....
7392	554	Feed Gear (intermediate) Bracket.....
7393	586	" " " " Pin.....
676D	585	" " " " Screw....
14D	584	" " " " Screw.....
7394	554	" Raising Bar with 7397.....
7276	571	" " " Cap.....
159F	540	" " " " Screw.....
7395	554	" " " Connection.....
7396	564	" " " " Cam with two 446c.....
446c	540	Feed Raising Bar Connection Cam Set Screw.....
7397	583	Feed Raising Bar Stud.....
7277	571	" " " Cam.....
190D	540	" " " " Screw.....
7071	573	" " " " Washer.....
7836	3456	" Regulator with 7278.....
7281	569	" " " Cap.....
183F	540	" " " " Screw.....
7278	573	" " " Socket Joint.....
271D	540	" " " Thumb Screw.....
7279	552	" Rock Shaft.....
307c	540	" " " " Screw Centre.....
56814	—	" " " " " 307c with 1513j.....
1513j	541	Feed Rock Shaft Screw Centre Nut.....
25866	3461	Guide.....
286D	540	" Thumb Screw.....
7652	552	Needle Bar with 15538.....
15721	—	Needle Bar complete, Nos. 665j, 7287, 7288, 7652 and 15537.....
7283	569	Needle Bar Connecting Link with 1012E.
1012E	586	" " " " " Adjusting Screw.....
380c	541	Needle Bar Connecting Link Hinge Screw
1520E	541	" " " " " " "
		Nut.....
7284	571	Needle Bar Connecting Stud with 453c...
453c	540	" " " " " Set Screw...
7291	552	" " " Frame with 620c.....

NO.	PLATE	NAME
33963	3473	Needle Bar Frame Bevel Gear (45 teeth)
33990	—	" " " " " 33963 with 7679, for 5 stitches.....
7679	565	Needle Bar Frame Bevel Gear Pinion (42 teeth) for 33990.....
33964	—	Needle Bar Frame Bevel Gear 33963 with 7358, for 6 stitches.....
7358	564	Needle Bar Frame Bevel Gear Pinion (36 teeth) for 33989.....
33991	—	Needle Bar Frame Bevel Gear 33963 with 7681, for 7 stitches.....
7681	564	Needle Bar Frame Bevel Gear Pinion (33 teeth) for 33991.....
33987	—	Needle Bar Frame Bevel Gear 33963 with 7363, for 10 stitches.....
7363	565	Needle Bar Frame Bevel Gear Pinion (27 teeth) for 33987.....
	15c	584 Needle Bar Frame Bevel Gear Screw....
7688	3450	" " " " Cam, for 15544.....
7690	3450	" " " " " Gear (70 teeth) for 15544.....
15544	—	Needle Bar Frame Cam complete, for 5 stitches, Nos., 180F, 7688 and 7690....
7441	561	Needle Bar Frame Cam for 15545.....
7360	553	" " " " " Gear (72 teeth) for 15545.....
15545	—	Needle Bar Frame Cam complete, for 6 stitches, Nos. 180F, 7360 and 7441....
7689	563	Needle Bar Frame Cam for 15546.....
7691	563	" " " " " Gear (77 teeth) for 15546.....
15546	—	Needle Bar Frame Cam complete, for 7 stitches, Nos. 180F, 7689 and 7691....
7442	561	Needle Bar Frame Cam, for 15547.....
7365	558	" " " " " Gear (90 teeth) for 15547.....
15547	—	Needle Bar Frame Cam complete, for 10 stitches, Nos. 180F, 7365 and 7442....
7361	551	Needle Bar Frame Cam Gear Cover.....
190D	540	" " " " " " " Screw
677c	584	" " " " " " " Screw.....
180F	586	" " " " " " " Screw.....
33965	3474	" " " " " Driving Bevel Pinion (15 teeth) with two 453c.....
453c	540	Needle Bar Frame Driving Bevel Pinion Set Screw.....

NO.	PLATE	NAME
7293	552	Needle Bar Frame Pitman.....
646F	585	“ “ “ “ Hinge Screw...
7294	571	“ “ “ “ “ Stud...
620c	586	“ “ “ “ “ “ Stop Screw.....
7295	552	Needle Bar Frame Regulator with 1820..
549c	585	“ “ “ “ Adjusting Screw Stud.....
7070	573	Needle Bar Frame Regulator Adjusting Screw Stud Sleeve.....
226J	585	Needle Bar Frame Regulator Adjusting Screw Stud Stop Screw (lower).....
226J	585	Needle Bar Frame Regulator Adjusting Screw Stud Stop Screw (upper).....
1589D	3468	Needle Bar Frame Regulator Adjusting Screw Stud Thumb Nut.....
1820	586	Needle Bar Frame Regulator Roller and Stud.....
33948	3474	Needle Bar Frame Regulator Shaft.....
6533	573	“ “ “ “ “ Collar with 460c.....
460c	584	Needle Bar Frame Regulator Shaft Collar Set Screw.....
7298	583	Needle Bar Frame Regulator Shaft Pin...
577c	585	“ “ “ “ Screw Centre (lower)
1517E	586	“ “ “ “ “ “ Nut.....
673F	585	Needle Bar Frame Screw Centre (upper)
1517D	586	“ “ “ “ “ “ Nut.....
15537	573	Needle Bar Gib.....
7287	573	“ “ Clamp with 196F.....
196F	540	“ “ “ “ Screw.....
7288	573	“ “ “ “ Thread Guide.....
665J	585	“ “ “ “ “ Screw.....
15588	583	“ “ “ “ Stop Pin.....
14031	552	Oscillating Rock Shaft with 4784.....
14856	571	“ “ “ “ Crank with 735c..
2049	583	“ “ “ “ “ Pin.....
735c	586	“ “ “ “ “ Set Screw...
4784	3468	“ “ “ “ “ Oil Pad.....
7317	552	“ “ “ “ Shaft.....
7318	571	“ “ “ “ Crank with 735c and 1813
2049	583	“ “ “ “ “ Pin.....
1813	541	“ “ “ “ “ Roller and Stud..
735c	586	“ “ “ “ “ Set Screw.....
7299	552	Presser Bar.....

NO.	PLATE	NAME
2062	553	Presser Bar Lifter.....
36c	540	“ “ “ “ Screw.....
8399	566	“ “ “ “ Spring.....
7300	571	“ “ “ “ Bracket with 740c....
740c	585	“ “ “ “ “ Set Screw....
2070	573	“ “ “ “ Washer.....
7301	575	“ “ Foot, large needle hole, for 7271 and 15786.....
7302	—	Presser Foot, small needle hole, for 7271 and 15786.....
176D	586	Presser Foot Screw.....
263E	541	Pressure Regulating Thumb Screw.....
2996	5500	Shuttle Bobbin.....
33941	—	“ “ “ “ Case.....
15141	—	“ “ “ “ “ Hinge, Nos. 2973, 2974 and 15140.....
15140	5500	Shuttle Bobbin Case Latch.....
2973	5500	“ “ “ “ “ Lever.....
2974	5500	“ “ “ “ “ “ Fulerum Pin.....
2975	5500	Shuttle Bobbin Case Latch Spring.....
592E	5500	“ “ “ “ “ Stop Screw...
*7553	5500	“ “ “ “ “ Position Finger....
2523	5500	“ “ “ “ “ “ Rivet
33993	3463	“ “ “ “ “ “ Plate.....
391J	584	“ “ “ “ “ “ “ Screw
33942	3474	Shuttle Bobbin Case complete, Nos. 591F, 592E, 2523, 2975, 7553, 15141, 15278 and 33941.....
15728	5500	Shuttle Body.....
591F	5500	“ “ “ “ Tension Regulating Screw.....
15278	3474	“ “ “ “ Spring.....
15729	5500	Shuttle, 1½ in. diam., Nos. 2996, 15728 and 33942.....
*15730	—	Shuttle Driver.....
15731	5500	“ “ “ “ 15730 with two 462c.....
2049	583	“ “ “ “ Pin.....
462c	5500	“ “ “ “ Set Screw.....
7319	551	“ “ “ “ Pitman with 44361, 49308 and four 187D.....
*44361	—	Shuttle Pitman Cap (left).....
187D	3468	“ “ “ “ “ Screw.....
*49308	—	“ “ “ “ (right).....
187D	3468	“ “ “ “ “ Screw.....
777c	541	“ “ “ “ “ Connecting Ball Joint Screw.....

NO.	PLATE	NAME
1519E	541	Shuttle Pitman Connecting Ball Joint Screw Nut.....
7595	552	Shuttle Pitman Crank Wheel with 435c and 743c.....
743c	540	Shuttle Pitman Crank Wheel Position Screw.....
435c	540	Shuttle Pitman Crank Wheel Set Screw..
14049	554	" Race Back.....
2532	583	" " Position Pin.....
2533	554	" " Spring.....
648D	540	" " " Screw.....
33943	—	" Race Body.....
33944	—	" " 33943 with 7326 and two 662D.....
33945	—	Shuttle Race Body 33944 with two 2532..
33946	—	" " 33945 with 33993 and two 391J.....
33947	3475	Shuttle Race complete, Nos. 648D, 2533, 14049 and 33946.....
7326	554	Shuttle Race Cap.....
662D	540	" " " Screw.....
145F	540	" " " Screw.....
7593	551	" " Bracket.....
7596	—	Shuttle Race Bracket complete, Nos. 7317, 7318, 7593, 14031, 14856, 15730 and three 2049.....
14051	566	Shuttle Race Bracket Adjusting Slide
219F	540	" " " " " Screw.....
14105	3424	Shuttle Race Bracket Adjusting Slide Steady Pin.....
135D	585	Shuttle Race Bracket Screw.....
2102	569	Tension Disc.....
1560c	541	" Regulating Thumb Nut.....
33932	3474	" Releaser with 10136.....
106D	584	" " Hinge Screw.....
10135	3474	" " Spring.....
10136	3474	" " " Hook.....
413c	586	" Screw Stud.....
33892	—	" " 413c with 1560c.....
2103	569	" Spring (heavy).....
8238	592	" " (light).....
7332	569	" Thread Guard.....
7331	—	Tension complete, Nos. 2103, 7335, 7336, 33892 and two 2102.....
33899	—	Tension complete, Nos. 7335, 7336, 8238, 33892 and two 2102.....

NO.	PLATE	NAME
2112	583	Thread Retaining Disc with 2113.....
2113	583	" " " Steady Pin.....
2114	583	" " Spring.....
2115	583	" " Stud.....
460c	584	" " " Set Screw.....
2111	583	Thread Retainer Guide complete, Nos. 2112, 2114 and 2115.....
*33903	—	Thread Take-up Cam.....
7562	553	" " " 33903 with 448c...
2117	583	" " " Pin.....
448c	540	" " " Set Screw.....
*7334	553	" " " Lever with 1822.....
33850	—	" " " 7334 with 79c...
79c	540	" " " Hinge Screw.....
1822	541	" " " Roller and Stud...
7335	573	" " Spring.....
7336	569	" " Regulator.....
446c	540	" " " " Set Screw
7341	—	Throat Plate, large needle hole, for 7271 and 15786.....
7342	575	Throat Plate, small needle hole, for 7271 and 15786.....
50231F	3468	Throat Plate Screw.....
7542	2437	Drip Pan (power table) with five 1 in. wire nails.....

SINGER Needles should be used
in SINGER Machines.
These Needles and their Containers
are marked with the
Company's Trade Mark "SIMANCO.**" 1

Needles in Containers marked
"FOR SINGER MACHINES"
are NOT **SINGER** made needles. 2

MACHINE No. 32-23

ORNAMENTAL STITCH No. 23

OBSOLETE

This Machine is the same as 32-10 with the following exception:

NO.	PLATE	NAME
15612	3451	Feed Cam Gear 60 teeth, in place of 15599.

LIST OF PARTS COMPLETE

FOR

MACHINE No. 32-24

FOR OVERSEAMING. NEEDLE THROW UP TO 1/8 INCH. NEEDLE VIBRATES TO THE RIGHT OF CENTRE LINE. DROP FEED.

NO.	PLATE	NAME
*7251	—	Arm with 122d, 283d and 7257.....
2002	583	" Dowel Pin.....
123E	540	" Screw.....
7252	551	" Shaft (horizontal).....
33875	3465	" " " Gear (24 teeth) with 458c.....
2117	583	Arm Shaft (horizontal) Gear Pin.....
458c	584	" " " " Set Screw...
144d	540	" " " Screw.....
15517	551	" " (upright).....
7599	571	" " " Collar with 462c...
2117	583	" " " " Pin.....
462c	5500	" " " " Set Screw...
33876	3465	" " " Gear (24 teeth) with 449c.....
2117	583	Arm Shaft (upright) Gear Pin.....
449c	586	" " " " Set Screw....
15783	3423	" " " Lower Bearing Oil Tube.....
*7257	—	Arm Side Plate.....
122d	3457	" " " Screw.....
283d	586	" " " Thumb Screw.....
12403	583	" Spool Pin and Thread Eyelet.....
8879	3401	" " " Washer (cloth).....
7370	551	Balance Wheel, 2 3/4 in. pulley, with two 448c.....
2862	551	Balance Wheel, 3 in. pulley, for 3022....
448c	540	" " " Set Screw.....
*7258	—	Bed.....
7259	553	" Leg.....
145E	540	" " Screw.....
256J	554	Clamp Stop Motion Clamp Screw.....
248A	540	" " " " Stop Screw...
2020	554	" " " " Washer.....
*3023	—	" " " Flanged Bushing....
4933	554	" " " " " 3023 with two 462c.....

NO.	PLATE	NAME
2022	583	Clamp Stop Motion Flanged Bushing Pin
462c	5500	" " " " " Set Screw
3022	—	Clamp Stop Motion complete, Nos. 248A, 256J, 2020 and 4933
33930	3475	Face Plate with 10136
33931	—	Face Plate with Tension Releaser complete, Nos. 106D, 10135, 33930 and 33932
190D	540	Face Plate Screw
7267	552	Feed Bar
313c	540	" " Screw Centre
56813	—	" " " " 313c with 1519J
1519J	541	" " " " Nut
7268	571	" " Spring
7445	582	" Dog
NOTE: No. 7445 is sent with this machine, unless another Feed Dog is specified on order.		
7444	578	Feed Dog
7446	576	" "
15985	576	" " (7446, spiked teeth)
50231F	3468	" " Screw
7274	551	" Lever
7275	552	" " Cam with two 435c
435c	540	" " Set Screw
7276	571	" " Cap
159F	540	" " Screw
7277	571	" " Raising Cam
190D	540	" " " " Screw
7071	573	" " " " " Washer
7280	551	" Regulator with 7278
7281	569	" " Cap
183F	540	" " " Screw
7278	573	" " Socket Joint
271D	540	" " Thumb Screw
7279	552	" Rock Shaft
307c	540	" " " " Screw Centre
56814	—	" " " " " 307c with 1513J
1513J	541	Feed Rock Shaft Screw Centre Nut
25866	3461	Guide
286D	540	" Thumb Screw
7652	552	Needle Bar with 15588
15721	—	Needle Bar complete, Nos. 665J, 7287, 7288, 7652 and 15537
7283	569	Needle Bar Connecting Link with 1012E

NO.	PLATE	NAME
1012E	586	Needle Bar Connecting Link Adjusting Screw
380c	541	Needle Bar Connecting Link Hinge Screw
1520E	541	" " " " " " Nut
7284	571	Needle Bar Connecting Stud with 453c
453c	540	" " " " " Set Screw
7291	552	" " Frame with 620c
33966	3473	" " " Cam and Bevel Gear (36 teeth)
33967	—	Needle Bar Frame Cam and Bevel Gear 33966 with 15c
7290	551	Needle Bar Frame Cam and Bevel Gear Cover
190D	540	Needle Bar Frame Cam and Bevel Gear Cover Screw
15c	584	Needle Bar Frame Cam and Bevel Gear Screw
33970	3474	Needle Bar Frame Driving Bevel Pinion (18 teeth) with two 453c
453c	540	Needle Bar Frame Driving Bevel Pinion Set Screw
7293	552	Needle Bar Frame Pitman
646F	585	" " " " " Hinge Screw
7294	571	" " " " " Stud
620c	586	" " " " " " Stop Screw
7295	552	Needle Bar Frame Regulator with 1820
549c	585	" " " " " Adjusting Screw Stud
7070	573	Needle Bar Frame Regulator Adjusting Screw Stud Sleeve
226J	585	Needle Bar Frame Regulator Adjusting Screw Stud Stop Screw (lower)
226J	585	Needle Bar Frame Regulator Adjusting Screw Stud Stop Screw (upper)
1589D	3468	Needle Bar Frame Regulator Adjusting Screw Stud Thumb Nut
1820	586	Needle Bar Frame Regulator Roller and Stud
33948	3474	Needle Bar Frame Regulator Shaft
6533	573	" " " " " Collar with 460c
460c	584	Needle Bar Frame Regulator Shaft Collar Set Screw
7298	583	Needle Bar Frame Regulator Shaft Pin
577c	585	" " " " " Screw Centre (lower)

NO.	PLATE	NAME
1517E	586	Needle Bar Frame Screw Centre (lower)
		Nut.....
673F	585	Needle Bar Frame Screw Centre (upper)
1517D	586	“ “ “ “ “
		Nut.....
15537	573	Needle Bar Gib.....
7287	573	“ Clamp with 196F.....
196F	540	“ “ Screw.....
7288	573	“ “ Thread Guide.....
665J	585	“ “ “ “ Screw.....
15588	583	“ Stop Pin.....
14031	552	Oscillating Rock Shaft with 4784.....
14856	571	“ “ “ Crank with 735c..
2049	583	“ “ “ “ Pin.....
735c	586	“ “ “ “ Set Screw....
4784	3468	“ “ “ Oil Pad.....
7317	552	“ Shaft.....
7318	571	“ “ Crank with 735c and
		1813.....
2049	583	Oscillating Shaft Crank Pin.....
1813	541	“ “ “ Roller and Stud..
735c	586	“ “ “ Set Screw.....
7299	552	Presser Bar.....
2062	553	“ “ Lifter.....
36c	540	“ “ “ Screw.....
8399	566	“ “ Spring.....
7300	571	“ “ “ Bracket with 740c....
740c	585	“ “ “ Set Screw.....
2070	573	“ “ “ Washer.....
7451	582	“ Foot for 7445.....

NOTE: No. 7451 is sent with this machine, unless another Presser Foot is specified on order.

7450	578	Presser Foot for 7444.....
7452	578	“ “ “ 7444, 7446 and 15985....
176D	586	“ “ Screw.....
263E	541	Pressure Regulating Thumb Screw.....
1886	589	Roller 1¼ in. diam., with 386D and 1528D
7554	589	“ Arm.....
440F	589	“ “ Adjusting Screw.....
1547J	589	“ “ “ “ Nut.....
7555	589	“ “ Bracket.....
316F	589	“ “ “ Screw Centre.....
1547J	589	“ “ “ “ Nut....
7556	589	“ “ Lock Spring.....
176F	589	“ “ “ “ Screw.....
1549J	589	“ “ “ “ “ Nut.....

NO.	PLATE	NAME
7557	589	Roller Needle Guard.....
175F	589	“ “ “ Set Screw.....
7558	589	Roller Presser complete, 1¼ in. coarse
		roller, Nos. 175F, 176F, 440F, 1549J,
		1886, 7554 to 7557, two 316F and three
		1547J.....
176D	589	Roller Presser Screw.....
386D	589	“ Screw.....
152D	589	“ “ Nut.....
2996	5500	Shuttle Bobbin.....
33941	—	“ “ Case.....
15141	—	“ “ “ Hinge, Nos. 2973,
		2974 and 15140.....
15140	5500	Shuttle Bobbin Case Latch.....
2973	5500	“ “ “ “ Lever.....
2974	5500	“ “ “ “ Fulerum Pin..
2975	5500	“ “ “ “ Spring.....
592E	5500	“ “ “ “ Stop Screw...
*7553	5500	“ “ “ “ Position Finger.....
2523	5500	“ “ “ “ Rivet.....
33993	3463	“ “ “ “ Plate.....
391J	584	“ “ “ “ “ Screw
33942	3474	Shuttle Bobbin Case complete, Nos. 591F,
		592E, 2523, 2975, 7553, 15141, 15278
		and 33941.....
15728	5500	Shuttle Body.....
591F	5500	“ Tension Regulating Screw.....
15278	3474	“ “ Spring.....
15729	5500	Shuttle, 1¼ in. diam., Nos. 2996, 15728
		and 33942.....
*15730	—	Shuttle Driver.....
15731	5500	“ “ 15730 with two 462c.....
2049	583	“ “ Pin.....
462c	5500	“ “ Set Screw.....
7319	551	“ Pitman with 44361, 49308 and
		four 187D.....
*44361	—	Shuttle Pitman Cap (left).....
187D	3468	“ “ “ “ Screw.....
*49308	—	“ “ “ (right).....
187D	3468	“ “ “ “ Screw.....
777c	541	“ “ Connecting Ball Joint
		Screw.....
1519E	541	Shuttle Pitman Connecting Ball Joint
		Screw Nut.....
7595	552	Shuttle Pitman Crank Wheel with 435c
		and 743c.....

NO.	PLATE	NAME
743c	540	Shuttle Pitman Crank Wheel Position Screw.....
435c	540	Shuttle Pitman Crank Wheel Set Screw..
14049	554	" Race Back.....
2532	583	" " " Position Pin.....
2533	554	" " " Spring.....
648d	540	" " " " Screw.....
33943	—	" " " Body.....
33944	—	" " " 33943 with 7326 and two 662d.....
33945	—	Shuttle Race Body 33944 with two 2532..
33946	—	" " " 33945 with 33993 and two 391f.....
33947	3475	Shuttle Race complete, Nos. 648d, 2533, 14049 and 33946.....
7326	554	Shuttle Race Cap.....
662d	540	" " " Screw.....
145f	540	" " " Screw.....
7593	551	" " " Bracket.....
7596	—	Shuttle Race Bracket complete, Nos. 7317, 7318, 7593, 14031, 14856, 15730 and three 2049.....
14051	566	Shuttle Race Bracket Adjusting Slide
219f	540	" " " " " " Screw.....
14105	3424	Shuttle Race Bracket Adjusting Slide Steady Pin.....
135d	585	Shuttle Race Bracket Screw.....
2102	569	Tension Disc.....
1560c	541	" Regulating Thumb Nut.....
33932	3474	" Releaser with 10136.....
106d	584	" " " Hinge Screw.....
10135	3474	" " " Spring.....
10136	3474	" " " " Hook.....
413c	586	" " " Screw Stud.....
33892	—	" " " 413c with 1560c....
2103	569	" Spring (heavy).....
8238	592	" " (light).....
7332	569	" Thread Guard.....
7331	—	Tension complete, Nos. 2103, 7335, 7336, 33892 and two 2102.....
33899	—	Tension complete, Nos. 7335, 7336, 8238, 33892 and two 2102.....
2112	583	Thread Retaining Disc with 2113.....
2113	583	" " " Steady Pin.....
2114	583	" " " Spring.....
2115	583	" " " Stud.....

NO.	PLATE	NAME
460c	584	Thread Retaining Stud Set Screw.....
2111	583	Thread Retainer complete, Nos. 2112, 2114 and 2115.....
*33903	—	Thread Take-up Cam.....
7562	553	" " " 33903 with 448c...
2117	583	" " " Pin.....
448c	540	" " " Set Screw.....
*7334	553	" " " Lever with 1822.....
33850	—	" " " 7334 with 79c....
79c	540	" " " " Hinge Screw.....
1822	541	" " " Roller and Stud...
7335	573	" " " Spring.....
7336	569	" " " Regulator.....
446c	540	" " " " Set Screw
7453	578	Throat Plate, large needle hole, for 7444..
7454	—	" " " small needle hole, for 7444.
7455	582	" " " large needle hole, for 7445.
7456	—	" " " small needle hole, for 7445.

NOTE: Nos. 7455 and 7456 are sent with this machine, unless other Throat Plates are specified on order.

7457	—	Throat Plate, large needle hole, for 7446 and 15985.....
7458	576	Throat Plate, small needle hole, for 7446 and 15985.....
50231f	3468	Throat Plate Screw.....
7542	2437	Drip Pan (power table) with five 1 in. wire nails.....

SINGER Needles should be used in SINGER Machines. These Needles and their Containers are marked with the Company's Trade Mark "SIMANCO.***" 1

Needles in Containers marked "FOR SINGER MACHINES" are NOT **SINGER** made needles. 2

LIST OF PARTS COMPLETE

FOR

MACHINE No. 32-25

FOR OVERSEAMING. NEEDLE THROW UP TO
1/8 IN. NEEDLE VIBRATES TO THE LEFT OF
CENTRE LINE. DROP FEED.

NO.	PLATE	NAME
*7251	—	Arm with 122d, 283d and 7257.....
2002	583	" Dowel Pin.....
123E	540	" Screw.....
7252	551	" Shaft (horizontal).....
33875	3465	" " " Gear (24 teeth) with 458c.....
2117	583	Arm Shaft (horizontal) Gear Pin.....
458c	584	" " " " Set Screw...
144d	540	" " " " Screw.....
15517	551	" " (upright).....
7599	571	" " " Collar with 462c...
2117	583	" " " " Pin.....
462c	5500	" " " " Set Screw...
33876	3465	" " " " Gear (24 teeth) with 449c.....
2117	583	Arm Shaft (upright) Gear Pin.....
449c	586	" " " " Set Screw...
15783	3423	" " " " Lower Bearing Oil Tube.....
*7257	—	Arm Side Plate.....
122d	3457	" " " " Screw.....
283d	586	" " " " Thumb Screw.....
12403	583	" Spool Pin and Thread Eyelet.....
8879	3401	" " " " Washer (cloth).....
7370	551	Balance Wheel, 2 3/4 in. pulley, with two 448c.....
2862	551	Balance Wheel, 3 in. pulley, for 3022....
448c	540	" " " " Set Screw.....
*7258	—	Bed.....
7259	553	" Leg.....
145E	340	" " Screw.....
256J	554	Clamp Stop Motion Clamp Screw.....
248A	540	" " " " " Stop Screw...
2020	554	" " " " " Washer.....
*3023	—	" " " " Flanged Bushing....

NO.	PLATE	NAME
4933	554	Clamp Stop Motion Flanged Bushing 3023 with two 462c.....
2022	583	Clamp Stop Motion Flanged Bushing Pin
462c	5500	" " " " " Set Screw.....
3022	—	Clamp Stop Motion complete, Nos. 248A, 256J, 2020 and 4933.....
33930	3475	Face Plate with 10136.....
33931	—	Face Plate with Tension Releaser complete, Nos. 106p, 10135, 33930 and 33932....
190d	540	Face Plate Screw.....
7267	552	Feed Bar.....
313c	540	" " " " " Screw Centre.....
56813	—	" " " " " 313c with 1519J..
1519J	541	" " " " " Nut.....
7268	571	" " " " " Spring.....
7459	576	" " " " " Dog.....

NOTE: No. 7459 is sent with this machine, unless
another Feed Dog is specified on order.

33803	576	Feed Dog (7459, spiked teeth).....
15736	3409	" " " " " Dog.....
50231F	3468	" " " " " Screw.....
7274	551	" " " " " Lever.....
7275	552	" " " " " Cam with two 435c.....
435c	540	" " " " " " Set Screw.....
7276	571	" " " " " Cap.....
159F	540	" " " " " " Screw.....
7277	571	" " " " " " Raising Cam.....
190d	540	" " " " " " " Screw.....
7071	573	" " " " " " " Washer..
7280	551	" " " " " " " Regulator with 7278.....
7281	569	" " " " " " " Cap.....
183F	540	" " " " " " " " Screw.....
7278	573	" " " " " " " Socket Joint.....
271d	540	" " " " " " " Thumb Screw.....
7279	552	" " " " " " " Rock Shaft.....
307c	540	" " " " " " " " " Screw Centre.....
56814	—	" " " " " " " " " 307c with 1513J.....
1513J	541	Feed Rock Shaft Screw Centre Nut.....
25866	3461	Guide.....
286d	540	" " " " " " " Thumb Screw.....
7652	552	Needle Bar with 15588.....
15721	—	Needle Bar complete, Nos. 665J, 7287, 7288, 7652 and 15537.....

NO.	PLATE	NAME
7283	569	Needle Bar Connecting Link with 1012E..
1012E	586	“ “ “ “ Adjusting Screw.....
380c	541	Needle Bar Connecting Link Hinge Screw
1520E	541	“ “ “ “ “ “ Nut.....
7284	571	Needle Bar Connecting Stud with 453c...
453c	540	“ “ “ “ Set Screw...
7291	552	“ “ Frame with 620c.....
33968	3473	“ “ “ “ Cam and Bevel Gear (36 teeth).....
33969	—	Needle Bar Frame Cam and Bevel Gear 33968 with 15c.....
7290	551	Needle Bar Frame Cam and Bevel Gear Cover.....
190D	540	Needle Bar Frame Cam and Bevel Gear Cover Screw.....
15c	584	Needle Bar Frame Cam and Bevel Gear Screw.....
33970	3474	Needle Bar Frame Driving Bevel Pinion (18 teeth) with two 453c.....
453c	540	Needle Bar Frame Driving Bevel Pinion Set Screw.....
7293	552	Needle Bar Frame Pitman.....
646F	585	“ “ “ “ Hinge Screw..
7294	571	“ “ “ “ “ Stud...
620c	586	“ “ “ “ “ “ Stop Screw.....
7295	552	Needle Bar Frame Regulator with 1820..
549c	585	“ “ “ “ Adjusting Screw Stud.....
7070	573	Needle Bar Frame Regulator Adjusting Screw Stud Sleeve.....
226J	585	Needle Bar Frame Regulator Adjusting Screw Stud Stop Screw (lower).....
226J	585	Needle Bar Frame Regulator Adjusting Screw Stud Stop Screw (upper).....
1589D	3468	Needle Bar Frame Regulator Adjusting Screw Stud Thumb Nut.....
1820	586	Needle Bar Frame Regulator Roller and Stud.....
33948	3474	Needle Bar Frame Regulator Shaft.....
6533	573	“ “ “ “ “ Collar with 460c.....
460c	584	Needle Bar Frame Regulator Shaft Collar Set Screw.....

NO.	PLATE	NAME
7298	583	Needle Bar Frame Regulator Shaft Pin...
577c	585	“ “ “ “ Screw Centre (lower)
1517E	586	“ “ “ “ “ “ Nut.....
673F	585	Needle Bar Frame Screw Centre (upper)
1517D	586	“ “ “ “ “ “ Nut.....
15537	573	Needle Bar Gib.....
7287	573	“ Clamp with 196F.....
196F	540	“ “ Screw.....
7288	573	“ “ Thread Guide.....
665D	585	“ “ “ “ Screw.....
15588	583	“ Stop Pin.....
14031	552	Oscillating Rock Shaft with 4784.....
14856	571	“ “ “ Crank with 735c...
2049	583	“ “ “ “ Pin.....
735c	586	“ “ “ “ Set Screw .
4784	3468	“ “ “ Oil Pad.....
7317	552	“ Shaft.....
7318	571	“ “ Crank with 735c and 1813.....
2049	583	Oscillating Shaft Crank Pin.....
1813	541	“ “ “ Roller and Stud..
735c	586	“ “ “ Set Screw.....
7299	552	Presser Bar.....
2062	553	“ “ Lifter.....
36c	540	“ “ “ Screw.....
8399	566	“ “ Spring.....
7300	571	“ “ “ Bracket with 740c....
740c	585	“ “ “ “ Set Screw....
2070	573	“ “ “ Washer.....
7461	576	“ Foot for 7459 and 33803.....
NOTE: No. 7461 is sent with this machine, unless another Presser Foot is specified on order.		
15739	3409	Presser Foot for 15736.....
176D	586	“ “ Screw.....
263E	541	Pressure Regulating Thumb Screw.....
2996	5500	Shuttle Bobbin.....
33941	—	“ “ Case.....
15141	—	“ “ “ Hinge, Nos. 2973, 2974 and 15140.....
15140	5500	Shuttle Bobbin Case Latch.....
2973	5500	“ “ “ “ Lever.....
2974	5500	“ “ “ “ “ Fulerum Pin.....

NO.	PLATE	NAME
2975	5500	Shuttle Bobbin Case Latch Spring.....
592E	5500	" " " " Stop Screw...
*7553	5500	" " " " Position Finger.....
2523	5500	" " " " Rivet
33993	3463	" " " " Plate.....
391J	584	" " " " Screw
33942	3474	Shuttle Bobbin Case complete, Nos. 591F, 592E, 2523, 2975, 7553, 15141, 15278 and 33941.....
15728	5500	Shuttle Body.....
591F	5500	" Tension Regulating Screw.....
15278	3474	" " Spring.....
15729	5500	Shuttle 1 1/8 in. diam., Nos. 2996, 15728 and 33942.....
*15730	—	Shuttle Driver.....
15731	5500	" " 15730 with two 462c.....
2049	583	" " Pin.....
462c	5500	" " Set Screw.....
7319	551	" Pitman with 44361, 49308 and four 187d.....
*44361	—	Shuttle Pitman Cap (left).....
187D	3468	" " " " Screw.....
*49308	—	" " " (right).....
187D	3468	" " " " Screw.....
777c	541	" " Connecting Ball Joint Screw.....
1519E	541	Shuttle Pitman Connecting Ball Joint Screw Nut.....
7595	552	Shuttle Pitman Crank Wheel with 435c and 743c.....
743c	540	Shuttle Pitman Crank Wheel Position Screw.....
435c	540	Shuttle Pitman Crank Wheel Set Screw..
14049	554	" Race Back.....
2532	583	" " " " Position Pin.....
2533	554	" " " " Spring.....
648D	540	" " " " Screw.....
33943	—	" " Body.....
33944	—	" " " 33943 with 7326 and two 662d.....
33945	—	Shuttle Race Body 33944 with two 2532..
33946	—	" " " 33945 with 33993 and two 391J.....
33947	3475	Shuttle Race complete, Nos. 648D, 2533, 14049 and 33946.....
7326	554	Shuttle Race Cap.....

NO.	PLATE	NAME
662D	540	Shuttle Race Cap Screw.....
145F	540	" " " " Screw.....
7593	551	" " " " Bracket.....
7596	—	Shuttle Race Bracket complete, Nos. 7317, 7318, 7593, 14031, 14856, 15730 and three 2049.....
14051	566	Shuttle Race Bracket Adjusting Slide
219F	540	" " " " " "
		Screw.....
14105	3424	Shuttle Race Bracket Adjusting Slide Steady Pin.....
135D	585	Shuttle Race Bracket Screw.....
2102	569	Tension Disc.....
1560c	541	" Regulating Thumb Nut.....
33932	3474	" Releaser with 10136.....
106D	584	" " Hinge Screw.....
10135	3474	" " Spring.....
10136	3474	" " " Hook.....
413c	586	" Screw Stud.....
33892	—	" " " 413c with 1560c.....
2103	569	" Spring (heavy).....
8238	592	" " (light).....
7332	569	" Thread Guard.....
7331	—	Tension complete, Nos. 2103, 7335, 7336, 33892 and two 2102.....
33899	—	Tension complete, Nos. 7335, 7336, 8238, 33892 and two 2102.....
2112	583	Thread Retaining Disc with 2113.....
2113	583	" " " Steady Pin.....
2114	583	" " Spring.....
2115	583	" " Stud.....
460c	584	" " " Set Screw.....
2111	583	Thread Retainer Guide complete, Nos. 2112, 2114 and 2115.....
*33903	—	Thread Take-up Cam.....
7562	553	" " " 33903 with 448c...
2117	583	" " " Pin.....
448c	540	" " " Set Screw.....
*7334	553	" " Lever with 1822.....
33850	—	" " " 7334 with 79c...
79c	540	" " " Hinge Screw.....
1822	541	" " " Roller and Stud...
7335	573	" " Spring.....
7336	569	" " " Regulator.....
446c	540	" " " " Set Screw
7463	576	Throat Plate, large needle hole, for 7459 and 33803.....

NO.	PLATE	NAME
7464	—	Throat Plate, small needle hole, for 7459 and 33803.....

NOTE: Nos. 7463 and 7464 are sent with this machine, unless other Throat Plates are specified on order.

15737	3409	Throat Plate, large needle hole, for 15736
15738	—	" " small needle hole, for 15736
50231F	3468	" " Screw.....
7542	2437	Drip Pan (power table) with five 1 in. wire nails.....

SINGER Needles should be used
in SINGER Machines.
These Needles and their Containers
are marked with the
Company's Trade Mark "SIMANCO.***" 1

Needles in Containers marked
"FOR SINGER MACHINES"
are NOT **SINGER** made needles. 2

MACHINE No. 32-26

FOR OVERSEAMING. NEEDLE THROW UP TO
 $\frac{1}{8}$ IN. NEEDLE VIBRATES BOTH SIDES OF
CENTRE LINE. DROP FEED.

This Machine is the same as No. 32-25 with the
following exceptions:

NO.	PLATE	NAME
7465	582	Feed Dog, double, in place of 7459.....

NOTE: No. 7465 is sent with this machine, unless
another Feed Dog is specified on order.

15653	3407	Feed Dog, in place of 33803.....
23008	3408	" " in place of 15736.....
15716	3408	" " for suspender ends.....
33949	3473	Needle Bar Frame Cam and Bevel Gear (36 teeth) in place of 33968.....
33950	—	Needle Bar Frame Cam and Bevel Gear 33949 with 15c, in place of 33969.....
33970	3474	Needle Bar Frame Driving Bevel Pinion (18 teeth) with two 453c.....
7468	582	Presser Foot (double) large needle hole, for 7465, in place of 7461.....
7467	—	Presser Foot (double) small needle hole, for 7465, in place of 15739.....

NOTE: Nos. 7467 and 7468 are sent with this
machine, unless other Presser Feet are
specified on order.

15654	3407	Presser Foot for 15653 and 23008.....
15717	3408	" " Body.....
7634	592	" " Stop Pin.....
7635	592	" " " " Hinge Pin.....
7636	592	" " " " Spring.....
15718	3408	Presser Foot complete, for suspender ends, for 15716, Nos. 7634 to 7636 and 15717..
15711	3405	Presser Foot (left) with 7311.....
15710	3405	" " (right) with 7311.....
15694	3405	" " Bracket.....
7309	592	" " *Cap.....
220r	584	" " " Screw.....
7310	592	" " Hinge Connection.....
106b	584	" " " " Hinge Screw
7311	592	" " " " Pin.....

NO.	PLATE	NAME
15712	3454	Presser Foot (compensating) complete, for 7465, Nos. 106D, 220J, 7309, 7310, 15694, 15710 and 15711.....
7469	—	Throat Plate, large needle hole, for 7465, in place of 7463.....
7470	582	Throat Plate small needle hole, for 7465, in place of 7464.....

NOTE: Nos. 7469 and 7470 are sent with this machine unless other Throat Plates are specified on order.

15655	3436	Throat Plate, large needle hole, for 15653, in place of 15737.....
15656	3407	Throat Plate, small needle hole, for 15653, in place of 15738.....
15795	3408	Throat Plate, large needle hole, for 23008, for general work.....
15796	—	Throat Plate, small needle hole, for 23008, for general work.....
33804	3453	Throat Plate with ridge guide, for joining two strips of leather, for 7465.....
15719	3408	Throat Plate.....
7631	3408	“ “ Guide (left).....
7630	3408	“ “ “ (right).....
2532	583	“ “ “ Pin.....
217D	585	“ “ “ Screw.....
15720	3408	Throat Plate complete, for suspender ends, for 15716, Nos. 7630, 7631, 15719 and two each 217D and 2532.....

**LIST OF PARTS COMPLETE
FOR
MACHINE No. 32-27
NO FEED MOTION. AUTOMATIC STOP
FOR TACKING SHOES, POCKETS, ETC.
OBSOLETE**

NO.	PLATE	NAME
*15920	—	Arm with 283D and 15565.....
2002	583	“ Dowel Pin.....
123E	540	“ Screw.....
15921	3429	“ Shaft (horizontal).....
33875	3465	“ “ “ Gear (24 teeth) with 458c.....
2117	583	Arm Shaft (horizontal) Gear Pin.....
458c	584	“ “ “ “ Set Screw... ..
15517	551	“ “ (upright).....
7599	571	“ “ “ Collar with 462c... ..
2117	583	“ “ “ “ Pin.....
462c	5500	“ “ “ “ Set Screw... ..
33876	3465	“ “ “ Gear (24 teeth) with 449c.....
2117	583	Arm Shaft (upright) Gear Pin.....
449c	586	“ “ “ “ Set Screw... ..
15783	3423	“ “ “ Lower Bearing Oil Tube.....
*15565	—	Arm Side Plate.....
283D	586	“ “ “ Thumb Screw.....
12403	583	“ Spool Pin and Thread Eyelet.....
8879	3401	“ “ “ Washer (cloth).....
*33806	—	Bed.....
7259	553	“ Leg.....
145E	540	“ “ Screw.....
15923	3429	Belt Shifter.....
1255D	3457	“ “ Screw.....
33930	3475	Face Plate with 10136.....
33931	—	Face Plate with Tension Releaser complete, Nos. 106D, 10135, 33930 and 33932.....
190D	540	Face Plate Screw.....
25866	3461	Guide.....
286D	540	“ Thumb Screw.....
7712	555	Needle Bar with 857H.....
15758	3401	“ “ Connecting Link with 1012E.....
1012E	586	“ “ “ “ Adjusting Screw.....

NO.	PLATE	NAME
380c	541	Needle Bar Connecting Link Hinge Screw
1520E	541	" " " " " "
		Nut.....
7366	569	Needle Bar Connecting Stud.....
7641	555	" " Frame with 620c.....
7692	561	" " Cam and Bevel Gear (45 teeth).....
7290	551	Needle Bar Frame Cam and Bevel Gear Cover.....
190D	540	Needle Bar Frame Cam and Bevel Gear Cover Screw.....
15c	584	Needle Bar Frame Cam and Bevel Gear Screw.....
7362	565	Needle Bar Frame Driving Bevel Pinion (15 teeth) with two 453c.....
453c	540	Needle Bar Frame Driving Bevel Pinion Set Screw.....
7293	552	Needle Bar Frame Pitman.....
646F	585	" " " " Hinge Screw..
7294	571	" " " " Stud...
620c	586	" " " " " " Stop Screw.....
7295	552	Needle Bar Frame Regulator with 1820..
549c	585	" " " " Adjusting Screw Stud.....
7070	573	Needle Bar Frame Regulator Adjusting Screw Stud Sleeve.....
226J	585	Needle Bar Frame Regulator Adjusting Screw Stud Stop Screw (lower).....
226J	585	Needle Bar Frame Regulator Adjusting Screw Stud Stop Screw (upper).....
1589D	3468	Needle Bar Frame Regulator Adjusting Screw Stud Thumb Nut.....
1820	586	Needle Bar Frame Regulator Roller and Stud.....
33948	3474	Needle Bar Frame Regulator Shaft.....
6533	573	" " " " " Collar with 460c.....
460c	584	Needle Bar Frame Regulator Shaft Collar Set Screw.....
7298	583	Needle Bar Frame Regulator Shaft Pin...
577c	585	" " " Screw Centre (lower)
1517E	586	" " " " " "
		Nut.....
673F	585	Needle Bar Frame Screw Centre (upper)
1517D	586	" " " " " "
		Nut.....

NO.	PLATE	NAME
7349	569	Needle Bar Guide with 453c.....
453c	540	" " " Set Screw.....
7713	573	" " Thread Guard.....
662D	540	" " " " Screw.....
857H	586	" Set Screw.....
14031	552	Oscillating Rock Shaft with 4784.....
14856	571	" " " Crank with 735c..
2049	583	" " " " Pin.....
735c	586	" " " " Set Screw .
4784	3468	" " " Oil Pad.....
7317	552	" Shaft.....
7318	571	" " Crank with 735c and 1813
2049	583	" " " Pin
1813	541	" " " Roller and Stud ..
735c	586	" " " Set Screw
7299	552	Presser Bar.....
2062	553	" " Lifter.....
36c	540	" " " Screw.....
15925	3430	" " Lifting Bell Crank.....
7695	555	" " " " " Connecting Rod.....
1514c	586	Presser Bar Lifting Bell Crank Connecting Rod Nut
1514c	586	Presser Bar Lifting Bell Crank Connecting Rod Lock Nut
25D	584	Presser Bar Lifting Bell Crank Hinge Screw.....
8399	566	Presser Bar Spring.....
7693	568	" " " Bracket with 740c....
740c	585	" " " " Set Screw....
2070	573	" " " Washer.....
15501	3404	" Foot (left).....
7700	3404	" " (right).....
7697	3404	" " Bracket.....
15502	3404	" " Hinge.....
7698	3404	" " " Connection with 7699.....
7699	3404	Presser Foot Hinge Connection Hinge Stud.....
14026	3404	Presser Foot Hinge Pin.....
14026	3404	" " Pin.....
7696	580	Presser Foot (compensating) complete, Nos. 7697, 7698, 7700, 15501, two 15502 and four 14026
176D	586	Presser Foot Screw
263M	541	Pressure Regulating Thumb Screw.....
63975	3475	Pulley (loose) 2 1/8 in. diam.....

NO.	PLATE	NAME
17848	3429	Pulley (loose) Bushing.....
2269	583	" " " Position Pin.....
1202R	3457	" " Cap Screw.....
17942	3447	" (tight) 2 7/8 in. diam., with 2269...
3012	3448	" " Pin.....
17955	—	Pulleys complete, Nos. 1202R, 1206C, 17848, 17854, 17942 and 63975.....
2996	5500	Shuttle Bobbin.....
33941	—	" " Case.....
15141	—	Shuttle Bobbin Case Hinge, Nos. 2973, 2974 and 15140.....
15140	5500	Shuttle Bobbin Case Latch.....
2973	5500	" " " " Lever.....
2974	5500	" " " " Fulcrum Pin.....
2975	5500	Shuttle Bobbin Case Latch Spring.....
592E	5500	" " " " Stop Screw...
*7553	5500	" " " Position Finger.....
2523	5500	" " " " Rivet
33993	3463	" " " " Plate.....
391J	584	" " " " Screw
33942	3474	Shuttle Bobbin Case complete, Nos. 591R, 592E, 2523, 2975, 7553, 15141, 15278 and 33941.....
15728	5500	Shuttle Body.....
591F	5500	" Tension Regulating Screw.....
15278	3474	" " Spring.....
15729	5500	Shuttle, 1 1/4 in. diam., Nos. 2996, 15728 and 33942.....
*15730	—	Shuttle Driver.....
15731	5500	" " 15730 with two 462c.....
2049	583	" " Pin.....
462c	5500	" " Set Screw.....
7319	551	" Pitman with 44361, 49308 and four 187D.....
*44361	—	Shuttle Pitman Cap (left).....
187D	3468	" " " " Screw.....
*49308	—	" " " (right).....
187D	3468	" " " " Screw.....
777c	541	" " Connecting Ball Joint Screw.....
1519E	541	Shuttle Pitman Connecting Ball Joint Screw Nut.....
7595	552	Shuttle Pitman Crank Wheel with 435c and 743c.....
743c	540	Shuttle Pitman Crank Wheel Position Screw.....

NO.	PLATE	NAME
435c	540	Shuttle Pitman Crank Wheel Set Screw..
14049	554	" Race Back.....
2532	583	" " " Position Pin.....
2533	554	" " " Spring.....
648D	540	" " " " Screw.....
33943	—	" " Body.....
33944	—	" " " 33943 with 7326 and two 662D.....
33945	—	Shuttle Race Body 33944 with two 2532..
33946	—	" " " 33945 with 33993 and two 391J.....
33947	3475	Shuttle Race complete, Nos. 648D, 2533, 14049 and 33946.....
7326	554	Shuttle Race Cap.....
662D	540	" " " Screw.....
145F	540	" " Screw.....
7593	551	" " Bracket.....
7596	—	Shuttle Race Bracket, Nos. 7317, 7318, 7593, 14031, 14856, 15730 and three 2049
14051	566	Shuttle Race Bracket Adjusting Slide
219F	540	" " " " " "
		Screw.....
14105	3424	Shuttle Race Bracket Adjusting Slide Steady Pin.....
135D	585	Shuttle Race Bracket Screw.....
17853	3429	Starting Lever.....
1262c	3457	" " Hinge Screw.....
1662c	586	" " " " Nut.....
15541	568	Stitch Ratchet Wheel with 2269 and 15512, for 18 stitches.....
33807	3459	Stitch Ratchet Wheel with two each 2269 and 15512 for 9 stitches.....
15965	3430	Stitch Ratchet Wheel with three each 2269 and 15512, for 6 stitches.....
15507	562	Stitch Ratchet Wheel Driving Cam with two 435c.....
435c	540	Stitch Ratchet Wheel Driving Cam Set Screw.....
15508	568	Stitch Ratchet Wheel Driving Pawl.....
15509	568	" " " " " Spring
207F	585	" " " " " "
		Screw for bed.....
102D	586	Stitch Ratchet Wheel Driving Pawl Spring Screw for pawl.....
15510	568	Stitch Ratchet Wheel Retaining Pawl....
81D	586	" " " " " Hinge Screw.....

NO.	PLATE	NAME
15511	568	Stitch Ratchet Wheel Retaining Pawl Spring.....
226J	585	Stitch Ratchet Wheel Retaining Pawl Spring Screw.....
64D	586	Spring Ratchet Wheel Screw.....
15748	595	" " " Tripping Lever ...
15750	—	Stitch Ratchet Wheel Tripping Lever complete, Nos. 15748, 15749 and two 185H.....
584D	585	Stitch Ratchet Wheel Tripping Lever Hinge Screw.....
15514	568	Stitch Ratchet Wheel Tripping Lever Spring.....
82D	586	Stitch Ratchet Wheel Tripping Lever Spring Screw.....
15749	3401	Stitch Ratchet Wheel Tripping Lever Wearing Block.....
185H	540	Stitch Ratchet Wheel Tripping Lever Wearing Block Screw.....
15512	568	Stitch Ratchet Wheel Tripping Stud.....
2269	583	" " " " Pin.
17854	3448	Stop Cam.....
17855	3448	" " Interlocking Rod.....
39224	3447	" " " Case.....
*33915	—	" " " " 3 9 2 2 4 with 15923, 17855, 17863, 17864 and three 1255D.....
15966	3429	Stop Cam Interlocking Rod Case Bracket
33809	—	Stop Cam Interlocking Rod Case Bracket complete, Nos. 963F, 1204E, 1254c, 1262c, 1508E, 1518E, 1662c, 15966, 15969, 17853, 17859, 17861, 17862, 33808, 33915 and two each 898D and 1300D.....
611D	586	Stop Cam Interlocking Rod Case Bracket Screw.....
1204E	541	Stop Cam Interlocking Rod Case Hinge Screw.....
33808	3447	Stop Cam Interlocking Rod Case Extension.....
963F	585	Stop Cam Interlocking Rod Case Extension Adjusting Screw.....
1518E	586	Stop Cam Interlocking Rod Case Extension Adjusting Screw Nut.....
1300D	3457	Stop Cam Interlocking Rod Case Extension Screw.....

NO.	PLATE	NAME
17859	3429	Stop Cam Interlocking Rod Case Socket Joint.....
898D	585	Stop Cam Interlocking Rod Case Socket Joint Cap Screw.....
15969	3433	Stop Cam Interlocking Rod Case Spring
17861	3448	" " " " " Stop Stud.....
1254c	541	Stop Cam Interlocking Rod Case Stop Stud Screw Bushing.....
1508E	3817	Stop Cam Interlocking Rod Case Stop Stud Screw Bushing Lock Nut.....
17862	3448	Stop Cam Interlocking Rod Case Stop Stud Spring.....
17863	3448	Stop Cam Interlocking Rod Spring.....
17864	3448	" " " " Stop.....
1206c	584	" " Screw.....
2102	569	Tension Disc.....
1560c	541	" Regulating Thumb Nut.....
33932	3474	" Releaser with 10136.....
106D	584	" " Hinge Screw.....
10135	3474	" " Spring.....
10136	3474	" " " Hook.....
413c	586	" Screw Stud.....
33892	—	" " 413c with 1560c.....
2103	569	" Spring (heavy).....
8238	592	" " (light).....
7332	569	" Thread Guard.....
7331	—	Tension complete, Nos. 2103, 7335, 7336, 33892 and two 2102.....
33899	—	Tension complete, Nos. 7335, 7336, 8238, 33892 and two 2102.....
15516	580	Thread Cutter (left) for 33810.....
15515	580	" " (right) for 33810.....
591D	5500	" " Screw.....
2112	583	" Retaining Disc with 2113.....
2113	583	" " " Steady Pin.....
2114	583	" " Spring.....
2115	583	" " Stud.....
460c	584	" " " Set Screw.....
2111	583	Thread Retainer Guide complete, Nos. 2112, 2114 and 2115.....
*33903	—	Thread Take-up Cam.....
7562	553	" " " 33903 with 448c...
2117	583	" " " Pin.....
448c	540	" " " Set Screw.....
*7334	553	" " Lever with 1822.....
33850	—	" " " 7334 with 79c....

NO.	PLATE	NAME
79c	540	Thread Take-up Lever Hinge Screw
1822	541	" " " Roller and Stud...
7335	573	" " Spring.....
7336	569	" " " Regulator.....
446c	540	" " " " Set Screw
7578	580	Throat Plate.....
33810	580	Throat Plate complete, Nos. 7578, 15515, 15516 and four 591b.....
50231f	3468	Throat Plate Screw.....
7542	2437	Drip Pan (power table) with five 1 in. wire nails.....

SINGER Needles should be used
in SINGER Machines.
These Needles and their Containers
are marked with the
Company's Trade Mark "SIMANCO.**" 1

Needles in Containers marked
"FOR SINGER MACHINES"
are NOT **SINGER** made needles. 2


MACHINE No. 32-28
NO FEED MOTION. AUTOMATIC STOP
FOR TACKING SHOES, POCKETS, ETC.
OBSOLETE

This machine is the same as No. 32-27
with the following exceptions:

NO.	PLATE	NAME
*33805	—	Arm with 283D and 15565, in place of 15920.....
33963	3473	Needle Bar Frame Bevel Gear (45 teeth) in place of 7692.....
33964	—	Needle Bar Frame Bevel Gear 33963 with 7358.....
7358	564	Needle Bar Frame Bevel Gear Pinion (36 teeth).....
15c	584	Needle Bar Frame Bevel Gear Screw.....
33965	3474	" " " Driving Bevel Pinion (15 teeth) with two 453c, in place of 7362.....
15522	598	Needle Bar Frame Cam.....
15578	—	Needle Bar Frame Cam complete, Nos. 180f, 7360 and 15522.....
7360	553	Needle Bar Frame Cam Gear (72 teeth)..
7361	551	" " " " " Cover, in place of 7290.....
190D	540	Needle Bar Frame Cam Gear Cover Screw.
677c	584	" " " " " Screw.....
180f	586	" " " " " Screw.....

LIST OF PARTS COMPLETE

FOR



MACHINE No. 32-29

FOR MAKING EYELETS UP TO 1/2 INCH OUTSIDE
DIAMETER. ROTATING FEED AND PRESSER
FOOT, KNEE LIFTER, TENSION RELEASER.

NO.	PLATE	NAME
*7251	—	Arm with 122d, 283d and 7257.....
2002	583	" Dowel Pin.....
123E	540	" Screw.....
7252	551	" Shaft (horizontal).....
33875	3465	" " " Gear (24 teeth) with 458c.....
2117	583	Arm Shaft (horizontal) Gear Pin.....
458c	584	" " " " Set Screw...
144d	540	" " " " Screw.....
7471	551	" " (upright).....
7599	571	" " " Collar with 462c...
2117	583	" " " " Pin.....
462c	5500	" " " " Set Screw...
33876	3465	" " " " Gear (24 teeth) with 449c.....

PARTS FOR MACHINE No. 32-29

117

NO.	PLATE	NAME
2117	583	Arm Shaft (upright) Gear Pin.....
449c	586	" " " " Set Screw....
15783	3423	" " " " Lower Bearing Oil Tube.....
*7257	—	Arm Side Plate.....
122d	3457	" " " " Screw.....
283d	586	" " " " Thumb Screw.....
12403	583	" Spool Pin and Thread Eyelet.....
8879	3401	" " " " Washer (cloth).....
7370	551	Balance Wheel, 2 1/4 in. pulley, with two 448c.....
2862	551	Balance Wheel, 3 in. pulley, for 3022....
448c	540	" " " " Set Screw.....
*7472	—	Bed.....
7259	553	" Leg.....
145E	540	" " " " Screw.....
256J	554	Clamp Stop Motion Clamp Screw.....
248A	540	" " " " " Stop Screw...
2020	554	" " " " " Washer.....
*3023	—	" " " " Flanged Bushing....
4933	554	" " " " " " 3023 with two 462c.....
2022	583	Clamp Stop Motion Flanged Bushing Pin
462c	5500	" " " " " " Set Screw.....
3022	—	Clamp Stop Motion complete, Nos. 248A, 256J, 2020 and 4933.....
7473	555	Cloth Plate.....
219F	540	" " " " " Screw.....
33930	3475	Face Plate with 10136.....
33931	—	Face Plate with Tension Releaser complete, Nos. 103d, 10135, 33930 and 33932....
190d	540	Face Plate Screw.....
7475	565	Feed Driving Gear (30 teeth).....
7476	583	" " " " " Pin.....
745d	584	" " " " " Screw.....
7477	561	" Friction Wheel.....
15521	561	Feed Friction Wheel complete, Nos. 7475 to 7477.....
7478	563	Feed Friction Wheel Driver with 7480....
7479	573	" " " " " Link.....
89F	584	" " " " " " Hinge Screw.....
5569	583	Feed Friction Wheel Driver Spring.....
7480	586	" " " " " " Hook.
337d	584	" " " " " " Screw

NO.	PLATE	NAME
15523	573	Feed Friction Wheel Retaining Clutch with 7483.....
10309	583	Feed Friction Wheel Retaining Clutch Spring.....
7483	573	Feed Friction Wheel Retaining Clutch Spring Hook.....
2063	586	Feed Friction Wheel Retaining Clutch Stop Pin.....
7485	555	Feed Lever.....
7484	565	" Pinion (intermediate) 24 teeth.....
746D	585	" " " Screw.....
7486	555	" Regulator with 7278.....
7281	569	" " Cap.....
183F	540	" " " Screw.....
7278	573	" " Socket Joint.....
271D	540	" " Thumb Screw.....
7487	565	" Ring.....

NOTE: No. 7487 is sent with this machine, unless another Feed Ring is specified on order.

33835	591	Feed Ring for leather work.....
7652	552	Needle Bar with 15588.....
15721	—	Needle Bar complete, Nos. 665J, 7287, 7288, 7652 and 15537.....
7283	569	Needle Bar Connecting Link with 1012E.....
1012E	586	" " " " Adjusting Screw.....
380C	541	Needle Bar Frame Connecting Link Hinge Screw.....
1520E	541	Needle Bar Connecting Link Hinge Screw Nut.....
7366	569	Needle Bar Connecting Stud.....
7350	553	" " Frame with 620C.....
33949	3473	" " " Cam and Bevel Gear (36 teeth).....
33950	—	Needle Bar Frame Cam and Bevel Gear 33949 with 15C.....
7290	551	Needle Bar Frame Cam and Bevel Gear Cover.....
190D	540	Needle Bar Frame Cam and Bevel Gear Cover Screw.....
15C	584	Needle Bar Frame Cam and Bevel Gear Screw.....
33970	3474	Needle Bar Frame Driving Bevel Pinion (18 teeth) with two 453C.....
453C	540	Needle Bar Frame Driving Bevel Pinion Set Screw.....

NO.	PLATE	NAME
15581	557	Needle Bar Frame Pitman Connection (hinge stud end).....
15582	557	Needle Bar Frame Pitman Connection (regulator end).....
203F	7476	Needle Bar Frame Pitman Connection Screw.....
15580	557	Needle Bar Frame Pitman (adjustable) complete, Nos. 15581, 15582 and two 203F.....
646F	585	Needle Bar Frame Pitman Hinge Screw.....
7294	571	" " " " " Stud.....
620C	586	" " " " " " Stop Screw.....
7489	563	Needle Bar Frame Regulator with 1877.....
549C	585	" " " " Adjusting Screw Stud.....
7070	573	Needle Bar Frame Regulator Adjusting Screw Stud Sleeve.....
226J	585	Needle Bar Frame Regulator Adjusting Screw Stud Stop Screw (lower).....
226J	585	Needle Bar Frame Regulator Adjusting Screw Stud Stop Screw (upper).....
1589D	3468	Needle Bar Frame Regulator Adjusting Screw Stud Thumb Nut.....
1877	570	Needle Bar Frame Regulator Roller and Stud.....
33948	3474	Needle Bar Frame Regulator Shaft.....
6533	573	" " " " " Collar with 460C.....
460C	584	Needle Bar Frame Regulator Shaft Collar Set Screw.....
7298	583	Needle Bar Frame Regulator Shaft Pin.....
577C	585	" " " " " Screw Centre (lower).....
1517E	586	" " " " " " " Nut.....
673F	585	Needle Bar Frame Screw Centre (upper).....
1517D	586	" " " " " " " Nut.....
15537	573	Needle Bar Gib.....
7349	569	" " Guide with 453C.....
453C	540	" " " Set Screw.....
7287	573	" Clamp with 196F.....
196F	540	" " " Screw.....
7288	573	" " Thread Guide.....
665J	585	" " " " " Screw.....
15588	583	" Stop Pin.....
14031	552	Oscillating Rock Shaft with 4784.....
14856	571	" " " " Crank with 735C.....

NO.	PLATE	NAME
2049	583	Oscillating Rock Shaft Crank Pin.....
735c	586	" " " " " Set Screw..
4784	3468	" " " " Oil Pad.....
7317	552	" Shaft.....
7318	571	" " Crank with 735c and 1813.....
2049	583	Oscillating Shaft Crank Pin.....
1813	541	" " " " Roller and Stud..
735c	586	" " " " Set Screw.....
7299	552	Presser Bar.....
2062	553	" " " " Lifter.....
36c	540	" " " " Screw.....
7538	557	" " " " Lifting Bracket with 740c....
740c	585	" " " " " Set Screw....
8399	566	" " " " Spring.....
2070	573	" " " " Washer.....
7491	574	" Foot Body for 7490.....
7600	—	" " " " 7603.....
7601	—	" " " " 7604.....
7602	—	" " " " 7605.....
7492	574	" " " " Ring.....
7493	574	" " " " Gib.....
662d	540	" " " " " Screw.....
7490	—	Presser Foot complete for 7487, for fine and coarse pointed spurs 7498 and 7619, Nos. 7491, 7492 and two each 662d and 7493.....
7603	—	Presser Foot complete for 7487, for $\frac{1}{16}$, $\frac{3}{32}$, $\frac{3}{16}$, $\frac{1}{4}$ and $\frac{1}{2}$ in. eyelets, Nos. 7492, 7600 and two each 662d and 7493.....
NOTE: No. 7603 is sent with this machine, unless another Presser Foot is specified on order.		
7604	574	Presser Foot complete for 7487, for $\frac{1}{2}$ and $\frac{3}{8}$ in. eyelets, Nos. 7492, 7601 and two each 662d and 7493.....
7605	—	Presser Foot complete for 7487, for $\frac{1}{2}$ and $\frac{1}{4}$ in. eyelets, Nos. 7492, 7602 and two each 662d and 7493.....
33836	591	Presser Foot for 33835.....
176d	586	" " " " Screw.....
263e	541	Pressure Regulating Thumb Screw.....
2996	5500	Shuttle Bobbin.....
33941	—	" " " " Case.....
15141	—	Shuttle Bobbin Case Hinge, Nos. 2973, 2974 and 15140.....
15140	5500	Shuttle Bobbin Case Latch.....

NO.	PLATE	NAME
2973	5500	Shuttle Bobbin Case Latch Lever.....
2974	5500	" " " " " Fulerum Pin.....
2975	5500	Shuttle Bobbin Case Latch Spring.....
592e	5500	" " " " " Stop Screw...
*7553	5500	" " " " " Position Finger.....
2523	5500	" " " " " Rivet.....
33993	3463	" " " " " Plate.....
391j	584	" " " " " Screw.....
33942	3474	Shuttle Bobbin Case complete, Nos. 591f, 592e, 2523, 2975, 7553, 15141, 15278 and 33941.....
15728	5500	Shuttle Body.....
591f	5500	" Tension Regulating Screw.....
15278	3474	" " Spring.....
15729	5500	Shuttle, $1\frac{1}{8}$ in. diam., Nos. 2996, 15728 and 33942.....
*15730	—	Shuttle Driver.....
15731	5500	" " 15730 with two 462c.....
2049	583	" " " " Pin.....
462c	5500	" " " " Set Screw.....
7494	555	" Pitman with two 7320 and four 196d.....
*7320	—	Shuttle Pitman Cap.....
196d	540	" " " " " Screw.....
777c	541	" " " " " Connecting Ball Joint Screw.....
1519e	541	Shuttle Pitman Connecting Ball Joint Screw Nut.....
15590	562	Shuttle Pitman Crank Wheel and Feed Cam with 435c and 743c.....
743c	540	Shuttle Pitman Crank Wheel and Feed Cam Position Screw.....
435c	540	Shuttle Pitman Crank Wheel and Feed Cam Set Screw.....
14049	554	Shuttle Race Back.....
2532	583	" " " " " Position Pin.....
2533	554	" " " " " Spring.....
648d	540	" " " " " Screw.....
33943	—	" " " " " Body.....
33944	—	" " " " " 33943 with 7326 and two 662d.....
33945	—	Shuttle Race Body 33944 with two 2532..
33946	—	" " " " " 33945 with 33993 and two 391j.....
33947	3475	Shuttle Race complete, Nos. 648d, 2533, 14049 and 33946.....

NO.	PLATE	NAME
7326	554	Shuttle Race Cap.....
662d	540	" " " Screw.....
145f	540	" " " Screw.....
7593	551	" " " Bracket.....
7596	—	Shuttle Race Bracket complete, Nos. 7317, 7318, 7593, 14031, 14856, 15730 and three 2049.....
14051	566	Shuttle Race Bracket Adjusting Slide
219f	540	" " " " " "
		Screw.....
14105	3424	Shuttle Race Bracket Adjusting Slide Steady Pin.....
	135d	585 Shuttle Race Bracket Screw.....
	2102	569 Tension Disc.....
	1560c	541 " Regulating Thumb Nut.....
33932	3474	" Releaser with 10136.....
	106d	584 " " Hinge Screw.....
10135	3474	" " " Spring.....
10136	3474	" " " Hook.....
	413c	586 " Screw Stud.....
33892	—	" " " 413c with 1560c.....
	2103	569 " Spring (heavy).....
	8238	592 " " (light).....
	7332	569 " Thread Guard.....
7331	—	Tension complete, Nos. 2103, 7335, 7336, 33892 and two 2102.....
33899	—	Tension complete, Nos. 7335, 7336, 8238, 33892 and two 2102.....
	2112	583 Thread Retaining Disc with 2113.....
	2113	583 " " " Steady Pin.....
	2114	583 " " " Spring.....
	2115	583 " " " Stud.....
	460c	584 " " " Set Screw.....
	2111	583 Thread Retainer Guide complete, Nos. 2112, 2114 and 2115.....
*33903	—	Thread Take-up Cam.....
	7562	553 " " " 33903 with 448c...
	2117	583 " " " Pin.....
	448c	540 " " " Set Screw.....
*7334	553	" " " Lever with 1822.....
33850	—	" " " 7334 with 79c.....
	79c	540 " " " Hinge Screw.....
	1822	541 " " " Roller and Stud...
	7335	573 " " " Spring.....
	7336	569 " " " Regulator.....
	446c	540 " " " " Set Screw
	7606	574 Throat Plate for 7497 and 7609 to 7614..

NO.	PLATE	NAME
7607	574	Throat Plate for 7615, 7616 and 15756...
7608	—	" " " 7617 and 7618.....
7609	—	Throat Plate complete (coarse pointed spur) for 7487, Nos. 590d, 7606 and 7619....
7497	—	Throat Plate complete (fine pointed spur) for 7487, Nos. 590d, 7498 and 7606....
15756	—	Throat Plate complete, (spur diam. $\frac{5}{8}$ in., height $\frac{1}{8}$ in.) for 7487, Nos. 590d, 7607 and 15755.....
7610	—	Throat Plate complete, for $\frac{1}{8}$ in. eyelet, for 7487, Nos. 590d, 7606 and 7620....
7611	—	Throat Plate complete, for $\frac{5}{16}$ in. eyelet, for 7487, Nos. 590d, 7606 and 7621....
7612	—	Throat Plate complete, for $\frac{3}{8}$ in. eyelet, for 7487, Nos. 590d, 7606 and 7622....
7613	—	Throat Plate complete, for $\frac{1}{4}$ in. eyelet, for 7487, Nos. 590d, 7606 and 7623....
7614	—	Throat Plate complete, for $\frac{1}{8}$ in. eyelet, for 7487, Nos. 590d, 7606 and 7624....
		NOTE: No. 7614 is sent with this machine unless another Throat Plate is specified on order.
7615	—	Throat Plate complete, for $\frac{5}{8}$ in. eyelet, for 7487, Nos. 590d, 7607 and 7625....
7616	—	Throat Plate complete, for $\frac{1}{8}$ in. eyelet, for 7487, Nos. 590d, 7607 and 7626....
7617	—	Throat Plate complete, for $\frac{3}{8}$ in. eyelet, for 7487, Nos. 590d, 7608 and 7627....
7618	—	Throat Plate complete, for $\frac{1}{4}$ in. eyelet, for 7487, Nos. 590d, 7608 and 7628....
	229d	584 Throat Plate Screw.....
7619	574	" " " Spur (coarse pointed) for 7609
7498	574	" " " (fine pointed) for 7497.
15755	3403	" " " (diam., $\frac{5}{8}$ in., height $\frac{1}{8}$ in.) for 15756.....
7620	—	Throat Plate Spur for $\frac{1}{8}$ in. eyelet for 7610
7621	—	" " " for $\frac{5}{16}$ in. eyelet for 7611
7622	—	" " " for $\frac{3}{8}$ in. eyelet for 7612
7623	—	" " " for $\frac{1}{4}$ in. eyelet for 7613
7624	—	" " " for $\frac{1}{8}$ in. eyelet for 7614
7625	574	" " " for $\frac{5}{8}$ in. eyelet for 7615
7626	574	" " " for $\frac{1}{8}$ in. eyelet for 7616
7627	—	" " " for $\frac{3}{8}$ in. eyelet for 7617
7628	—	" " " for $\frac{1}{4}$ in. eyelet for 7618
	590d	584 " " " Screw.....
7542	2437	Drip Pan (power table) with five 1 in. wire nails.....

MACHINE No. 32-30**ORNAMENTAL STITCH No. 24**

**This Machine is the same as No. 32-18
with the following exceptions:**

NO.	PLATE	NAME
15613	3451	Feed Cam Gear 60 teeth, in place of 15604.
7677	559	Feed Gear (intermediate) 56 teeth, in place of 7675.....
7431	559	Feed Gear (intermediate) 7674 with 7677, in place of 7415.....
15758	3401	Needle Bar Connecting Link with 1012E, in place of 7283.....
15777	3401	Needle Bar Connecting Stud with 454c, in place of 7284.....
454c	586	Needle Bar Connecting Stud Set Screw, in place of 453c.....
7500	562	Needle Bar Frame Cam, in place of 7421..
33811	—	Needle Bar Frame Cam complete, Nos. 180F, 7433 and 7500, in place of 33801..
7433	567	Needle Bar Frame Driving Ratchet Wheel (14 teeth) in place of 7420.....
7436	567	Needle Bar Frame Driving Ratchet Wheel Stop, in place of 7423.....

MACHINE No. 32-31**ORNAMENTAL STITCH No. 25**

**This Machine is the same as No. 32-2
with the following exceptions:**

NO.	PLATE	NAME
*15549	—	Arm with 122D, 283D and 7257, in place of 15548.....
7271	575	Feed Dog, in place of 7269.....
NOTE: No. 7271 is sent with this machine, unless another Feed Dog is specified on order.		
15786	3404	Feed Dog (7271, spiked teeth).....
33963	3473	Needle Bar Frame Bevel Gear (45 teeth) in place of 33949.....
33964	—	Needle Bar Frame Bevel Gear 33963 with 7358.....
7358	564	Needle Bar Frame Bevel Gear Pinion (36 teeth).....
15c	584	Needle Bar Frame Bevel Gear Screw.....
15520	562	“ “ “ “ Cam.....
15574	—	Needle Bar Frame Cam complete, Nos. 180F, 7360 and 15520.....
7360	553	Needle Bar Frame Cam Gear (72 teeth)
7361	551	“ “ “ “ “ Cover, in place of 7290.....
190D	540	Needle Bar Frame Cam Gear Cover Screw
677C	584	“ “ “ “ “ Screw.....
180F	586	“ “ “ “ “ Screw.....
33965	3474	“ “ “ “ Driving Bevel Pinion (15 teeth) with two 453c, in place of 33970.....
7341	—	Throat Plate, large needle hole, for 7271 and 15786, in place of 7337.....
7342	575	Throat Plate, small needle hole, for 7271 and 15786, in place of 7338.....

LIST OF PARTS COMPLETE

FOR

MACHINE No. 32-32

OVERSEAMING; UPPER FEED AND GUIDE
FOR CARPET SERGING

OBSOLETE

NO.	PLATE	NAME
*7501	—	Arm with 283D and 15565
2002	583	" Dowel Pin
123E	540	" Screw
7502	—	" Shaft (horizontal)
33875	3465	" " Gear (24 teeth) with 458c
2117	583	Arm Shaft (horizontal) Gear Pin
458c	584	" " " " Set Screw
144D	540	" " " " Screw
7471	551	" " (upright)
7599	571	" " " Collar with 462c
2117	583	" " " " Pin
462c	5500	" " " " Set Screw
33876	3465	" " " Gear (24 teeth) with 449c
2117	583	Arm Shaft (upright) Gear Pin
449c	586	" " " " Set Screw
15783	3423	" " " Lower Bearing Oil Tube
*15565	—	Arm Side Plate
283D	586	" " " Thumb Screw
12403	583	" Spool Pin and Thread Eyelet
8879	3401	" " " Washer (cloth)
7370	551	Balance Wheel, 2¼ in. pulley, with two 448c
2862	551	Balance Wheel, 3 in. pulley, for 3022
448c	540	" " " Set Screw
*7505	—	Bed
7259	553	" Leg
145E	540	" " Screw
15673	596	Carpet Guide (left)
389F	584	" " " Screw
7507	572	" " (right)
175F	585	" " Adjusting Screw
7508	572	" " " Clamp
207F	585	" " " " Screw

NO.	PLATE	NAME
207F	585	Carpet Guide (right) Set Screw
7506	3455	" " " " Plate
159F	540	" " " " Screw (left)
190D	540	" " " " " (right)
41544	583	" " " " " Washer
7527	—	Carpet Serging Attachment complete, Nos. 175F, 212D, 428c, 549c, 669E, 732D, 2273, 7070, 7506 to 7516, 7518 to 7522, 7528, 9525, 15673, two each 93F, 240D, 401E, 1538D, three 207F and eight 389F
256J	554	Clamp Stop Motion Clamp Screw
248A	540	" " " " Stop Screw
2020	554	" " " " Washer
*3023	—	" " " Flanged Bushing
4933	554	" " " " " 3023 with two 462c
2022	583	Clamp Stop Motion Flanged Bushing Pin
462c	5500	" " " " " Set Screw
3022	—	Clamp Stop Motion complete, Nos. 248A, 256J, 2020 and 4933
7347	551	Face Plate
190D	540	" " " " Screw
7509	572	Feed Eccentric with two 453c
7510	572	" " " Connection
93F	584	" " " " Hinge Screw
7511	572	" " " " Strap with 175D
175D	585	" " " " " Adjust- ing Screw
453c	540	Feed Eccentric Set Screw
669E	572	" Pressure Screw Stud
1538D	586	" " " " " Thumb Nut
9525	572	" " " " " " " " Washer
732D	585	Feed Pressure Steady Thumb Screw
428c	585	" " " " Screw Post
7513	572	" Ratchet Pawl with 7401
93F	584	" " " " Hinge Screw
7514	572	" " " " Spring
7401	573	" " " " " Pin
240D	585	" " " " " Screw
7515	572	" " " " Retaining Spring
240D	585	" " " " " " Screw
7516	572	" " " " Wheel
2273	583	" " " " " Pin
7512	572	" Regulator
549c	585	" " Adjusting Screw Stud

NO.	PLATE	NAME
7070	573	Feed Regulator Adjusting Screw Stud Sleeve.....
1538D	586	Feed Regulator Adjusting Screw Stud Thumb Nut.....
212D	585	Feed Regulator Cap Screw.....
7518	572	" Wheel.....
7519	572	" " Shaft.....
7520	3455	" " " Bracket.....
389F	584	" " " " Screw.....
7521	3455	" " " " Spring Plate
389F	584	" " " " " " " " Screw.....
7522	572	Feed Wheel Shaft Bracket Spring Plate Block.....
389F	584	Feed Wheel Shaft Bracket Spring Plate Block Screw.....
7523	563	Needle Bar.....
7283	569	" " Connecting Link with 1012E.
1012E	586	" " " " Adjusting Screw.....
380C	541	Needle Bar Connecting Link Hinge Screw
1520E	541	" " " " " " " " Nut.....
7284	571	Needle Bar Connecting Stud with 453C...
7526	563	" " " " Guide Bar
263E	541	" " " " " " " " Screw Bushing.....
442C	584	Needle Bar Connecting Stud Guide Bar Set Screw.....
453C	540	Needle Bar Connecting Stud Set Screw...
7291	552	" " Frame with 620C.....
33949	3473	" " " Cam and Bevel Gear (36 teeth).....
33950	—	Needle Bar Frame Cam and Bevel Gear 33949 with 15C.....
7290	551	Needle Bar Frame Cam and Bevel Gear Cover.....
190D	540	Needle Bar Frame Cam and Bevel Gear Cover Screw.....
15C	584	Needle Bar Frame Cam and Bevel Gear Screw.....
33970	3474	Needle Bar Frame Driving Bevel Pinion (18 teeth) with two 453C.....
453C	540	Needle Bar Frame Driving Bevel Pinion Set Screw.....
7293	552	Needle Bar Frame Pitman.....
646F	585	" " " " Hinge Screw..

NO.	PLATE	NAME
7294	571	Needle Bar Frame Pitman Hinge Stud...
620C	586	" " " " " " " " Stop Screw.....
7295	552	Needle Bar Frame Regulator with 1820..
549C	585	" " " " Adjusting Screw Stud.....
7070	573	Needle Bar Frame Regulator Adjusting Screw Stud Sleeve.....
226J	585	Needle Bar Frame Regulator Adjusting Screw Stud Stop Screw (lower).....
226J	585	Needle Bar Frame Regulator Adjusting Screw Stud Stop Screw (upper).....
1589D	3468	Needle Bar Frame Regulator Adjusting Screw Stud Thumb Nut.....
1820	586	Needle Bar Frame Regulator Roller and Stud.....
33948	3474	Needle Bar Frame Regulator Shaft.....
6533	573	" " " " " " Collar with 460C.....
460C	584	Needle Bar Frame Regulator Shaft Collar Set Screw.....
7298	583	Needle Bar Frame Regulator Shaft Pin...
577C	585	" " " " Screw Centre (lower)
1517E	586	" " " " " " " " Nut.....
673F	585	Needle Bar Frame Screw Centre (upper)
1517D	586	" " " " " " " " Nut.....
7524	586	Needle Clamp with 196F, 651D and 7525
196F	540	" " " Screw.....
7525	573	" " " Thread Guide.....
651D	584	" " " " " Screw.....
7528	572	" " " Hole Strip.....
401E	584	" " " " " Screw.....
14031	552	Oscillating Rock Shaft with 4784.....
14856	571	" " " Crank with 735C..
2049	583	" " " " Pin.....
735C	586	" " " " " Set Screw..
4784	3468	" " " " Oil Pad.....
7317	552	" Shaft.....
7318	571	" " Crank with 735C and 1813
2049	583	" " " Pin.....
1813	541	" " " Roller and Stud ..
735C	586	" " " Set Screw.....
2996	5500	Shuttle Bobbin.....
33941	—	" " " Case.....

NO.	PLATE	NAME
15141	—	Shuttle Bobbin Case Hinge, Nos. 2973, 2974 and 15140.....
15140	5500	Shuttle Bobbin Case Latch.....
2973	5500	" " " " Lever.....
2974	5500	" " " " " Fulcrum Pin.....
2975	5500	Shuttle Bobbin Case Latch Spring.....
592E	5500	" " " " Stop Screw...
*7553	5500	" " " " Position Finger....
2523	5500	" " " " " Rivet.....
33993	3463	" " " " " Plate.....
391J	584	" " " " " Screw.....
33942	3474	Shuttle Bobbin Case complete, Nos. 591F, 592E, 2523, 2975, 7553, 15141, 15278 and 33941.....
15728	5500	Shuttle Body.....
591F	5500	" Tension Regulating Screw.....
15278	3474	" " Spring.....
15729	5500	Shuttle, 1 $\frac{1}{8}$ in. diam., Nos. 2996, 15728 and 33942.....
*15730	—	Shuttle Driver.....
15731	5500	" " 15730 with two 462c.....
2049	583	" " Pin.....
462c	5500	" " Set Screw.....
7494	555	" Pitman with two 7320 and four 196D.....
*7320	—	Shuttle Pitman Cap.....
196D	540	" " " Screw.....
777c	541	" " Connecting Ball Joint Screw.....
1519E	541	Shuttle Pitman Connecting Ball Joint Screw Nut.....
14832	562	Shuttle Pitman Crank Wheel with 435c and 743c.....
743c	540	Shuttle Pitman Crank Wheel Position Screw.....
435c	540	Shuttle Pitman Crank Wheel Set Screw..
14049	554	" Race Back.....
2532	583	" " " Position Pin.....
2533	554	" " " Spring.....
648D	540	" " " " Screw.....
33943	—	" " Body.....
33944	—	" " 33943 with 7326 and two 662D.....
33945	—	Shuttle Race Body 33944 with two 2532..
33946	—	" " 33945 with 33993 and two 391J.....

NO.	PLATE	NAME
33947	3475	Shuttle Race complete, Nos. 648D, 2533, 14049 and 33946.....
7326	554	Shuttle Race Cap.....
662D	540	" " " Screw.....
145F	540	" " " Screw.....
7593	551	" " Bracket.....
7596	—	Shuttle Race Bracket complete, Nos. 7317, 7318, 7593, 14031, 14856, 15730 and three 2049.....
14051	566	Shuttle Race Bracket Adjusting Slide.....
219F	540	" " " " " Screw.....
14105	3424	" " " " " Steady Pin.....
135D	585	Shuttle Race Bracket Screw.....
2102	569	Tension Disc.....
1560c	541	" Regulating Thumb Nut.....
413c	586	" Screw Stud.....
33892	—	" " " 413c with 1560c....
2103	569	" Spring (heavy).....
8238	592	" " (light).....
7332	569	" Thread Guard.....
7331	—	Tension complete, Nos. 2103, 7335, 7336, 33892 and two 2102.....
33899	—	Tension complete, Nos. 7335, 7336, 8238, 33892 and two 2102.....
2112	583	Thread Retaining Disc with 2113.....
2113	583	" " " Steady Pin.....
2114	583	" " Spring.....
2115	583	" " Stud.....
460c	584	" " " Set Screw.....
2111	583	Thread Retainer Guide complete, Nos. 2112, 2114 and 2115.....
33903	—	Thread Take-up Cam.....
7562	553	" " " 33903 with 448c....
2117	583	" " " Pin.....
448c	540	" " " Set Screw.....
*7334	553	" " Lever with 1822.....
33850	—	" " " 7334 with 79c....
79c	540	" " " Hinge Screw.....
1822	541	" " " Roller and Stud...
7335	573	" " Spring.....
7336	569	" " " Regulator.....
446c	540	" " " Set Screw.....
7529	579	Throat Plate.....
50231F	3468	" " Screw.....
7542	2437	Drip Pan (power table) with five 1 in. wire nails.....

MACHINE No. 32-34
ORNAMENTAL STITCH No. 26
OBSOLETE

This Machine is the same as No. 32-11
 with the following exceptions:

NO.	PLATE	NAME
*15550	—	Arm with 122b, 283b and 7670, in place of 15551.....
15603	3450	Feed Cam Gear 60 teeth, in place of 15600.
33963	3473	Needle Bar Frame Bevel Gear (45 teeth) in place of 33975.....
33964	—	Needle Bar Frame Bevel Gear 33963 with 7358.....
7358	564	Needle Bar Frame Bevel Gear Pinion (36 teeth).....
15c	584	Needle Bar Frame Bevel Gear Screw.....
15519	561	“ “ “ Cam.....
15575	—	Needle Bar Frame Cam complete, Nos. 180f, 7360 and 15519.....
7360	553	Needle Bar Frame Cam Gear (72 teeth)
7361	551	“ “ “ “ “ Cover, in place of 7290.....
190d	540	Needle Bar Frame Cam Gear Cover Screw.
677c	584	“ “ “ “ “ Screw.....
180f	586	“ “ “ “ “ Screw.....

MACHINE No. 32-36
OVERSEAMING
FOR SEWING INGRAIN CARPETS
OBSOLETE

This machine is the same as No. 32-25
 with the following exceptions:

NO.	PLATE	NAME
7272	577	Feed Dog, in place of 7459.....
NOTE: No. 7272 is sent with this machine, unless another Feed Dog is specified on order.		
15746	3404	Feed Dog (7272, spiked teeth) in place of 33803.....
7560	566	Guide, in place of 25866.....
176f	586	“ Screw.....
7071	3441	“ “ Washer.....
33949	3473	Needle Bar Frame Cam and Bevel Gear (36 teeth) in place of 33968.....
33950	—	Needle Bar Frame Cam and Bevel Gear 33949 with 15c, in place of 33969.....
15524	577	Presser Foot for 7272 and 15746, in place of 7461.....
7343	—	Throat Plate, large needle hole, for 7272 and 15746, in place of 7463.....
7344	577	Throat Plate, small needle hole, for 7272 and 15746, in place of 7464.....

MACHINE No. 32-37

OVERSEAMING. FOR WINDOW SHADES
OBSOLETE

This Machine is the same as No. 32-25
with the following exceptions:

NO.	PLATE	NAME
15534	566	Edge Folder.....
207F	585	" " Screw.....
15535	566	" " Shank.....
15538	—	Edge Folder on Shank complete, for 1½ in. fold, for 15536, Nos. 15534, 15535 and two 207F.....
284D	540	Edge Folder Thumb Screw.....
7271	575	Feed Dog, in place of 7459.....
15786	3404	" " (7271, spiked teeth) in place of 33803.....

NOTE: No. 15786 is sent with this machine, unless
another Feed Dog is specified on order.

15532	566	Guide.....
15533	566	" Arm.....
15539	—	Guide complete for 7301 and 7302, Nos. 284D, 15532 and 15533, in place of 25866
284D	540	Guide Thumb Screw, in place of 286D....
33949	3473	Needle Bar Frame Cam and Bevel Gear (36 teeth) for 33950, in place of 33968..
33950	—	Needle Bar Frame Cam and Bevel Gear 33949 with 15c, in place of 33969.....
15536	566	Presser Foot for 7271 and 15786, for 15538, in place of 7461.....
7301	575	Presser Foot, large needle hole for 7271 and 15786 for 15539, in place of 15739.
7302	—	Presser Foot, small needle hole, for 7271 and 15786, for 15539.....
7341	—	Throat Plate, large needle hole for 7271 and 15786, in place of 7463.....
7342	575	Throat Plate, small needle hole for 7271 and 15786, in place of 7464.....

MACHINE No. 32-38

FOR OVERSEAM SERGING IN CLOTHING AND
HAS CORD GUIDING PRESSER FOOT FOR
MAKING LONG OR SHORT TACKS IN GAR-
MENTS; DROP FEED.

This Machine is the same as No. 32-25
with the following exceptions:

NO.	PLATE	NAME
*15554	—	Arm with 122D, 283D and 7257, in place of 7251.....
14123	583	Arm Cord Eyelet.....
330D	540	" " " Screw.....
2415	551	" Spool Bracket.....
15063	551	" " 2415 with two 12403, in place of 12403.....
145D	540	Arm Spool Bracket Screw.....
12403	583	" " " Spool Pin and Thread Eyelet.....
11241	3455	Arm Spool Bracket Spool Pin Washer (cloth) in place of 8879.....
33960	3472	Feed Dog, 15 teeth (16 teeth to the inch) in place of 7459.....
25527	3461	Guide, in place of 25866.....
287D	541	" Thumb Screw, in place of 286D....
33812	—	Needle Bar complete, Nos. 337D, 7287, 7652, 15537 and 33983 in place of 15721
33949	3473	Needle Bar Frame Cam and Bevel Gear (36 teeth) in place of 33968.....
33950	—	Needle Bar Frame Cam and Bevel Gear 33949 with 15c, in place of 33969.....
33983	3474	Needle Clamp Thread Guide for ¼ in. to ¼ in. gauges, in place of 7288.....
337D	584	Needle Clamp Thread Guide Screw, in place of 665.....
2308	566	Presser Bar Spring, in place of 8399.....
7303	577	" Foot for 15760, in place of 7461..
7304	578	" " for tacking clothing for 15760, in place of 15739.....

NOTE: No. 7304 is sent with this machine, unless an-
other Presser Foot is specified on order.

33961	3472	Throat Plate (large needle hole) for 33960, in place of 7463.....
33962	—	Throat Plate (small needle hole) for 33960, in place of 7464.....

MACHINE No. 32-39

OVERSEAMING. RECIPROCATING PRESSER FOR SHADE WORK

OBSOLETE

This Machine is the same as No. 32-25
with the following exceptions:

NO.	PLATE	NAME
*7563	—	Arm with 122d, 283d and 7257, in place of 7251.....
*7564	—	Bed, in place of 7258.....
7347	551	Face Plate, in place of 33931.....
7565	581	Feed Dog, in place of 7459.....
15774	597	" Regulator with 7278, in place of 7280
7566	551	" Rock Shaft, in place of 7279.....
7366	569	Needle Bar Connecting Stud, in place of 7284.....
7350	553	Needle Bar Frame with 620c, in place of 7291.....
33949	3473	Needle Bar Frame Cam and Bevel Gear (36 teeth) in place of 33968.....
33950	—	Needle Bar Frame Cam and Bevel Gear 33949 with 15c, in place of 33969.....
7349	569	Needle Bar Guide with 453c.....
453c	540	" " " Set Screw.....
7538	557	Presser Bar Lifting Bracket with 740c, in place of 7300.....
740c	585	Presser Bar Lifting Bracket Set Screw....
2308	566	" " Spring, in place of 8399.....
7567	—	" Foot Body.....
7568	583	" " Roller.....
7569	583	" " Pin.....
7570	581	Presser Foot complete, for 7565, Nos. 7567 to 7569, in place of 7461.....
7571	566	Reciprocating Presser Blade.....
7572	566	" " " Arm.....
190d	540	" " " " Screw..
7573	566	" " " Carrier.....
313c	540	" " " " Screw Centre.....
56813	—	Reciprocating Presser Blade Carrier Screw Centre 313c with 1519a.....
1519a	541	Reciprocating Presser Blade Carrier Screw Centre Nut.....

NO.	PLATE	NAME
7574	566	Reciprocating Presser Blade Carrier Spring
217F	585	" " " Screw.....
7575	573	Tension Releaser, in place of 33932.....
2269	583	" " Hinge Pin, in place of 106d.....
15623	592	Tension Thread Guard, in place of 7332..
7846	—	Tension complete, Nos. 7336, 7847, 8238, 33892 and two 2102, in place of 7331...
7847	592	Thread Take-up Spring, in place of 7335..
7642	—	Throat Plate, large needle hole, for 7565, in place of 7463.....
7576	581	Throat Plate, small needle hole, for 7565, in place of 7464.....

LIST OF PARTS COMPLETE

FOR

MACHINE No. 32-41

FOR MAKING FINE EYELETS UP TO ¼ IN. OUT-SIDE DIAMETER IN SHIRTS, MUSLIN GOODS, ETC. CONCAVE ROTATING FEED, SMALL STATIONARY PRESSER FOOT, KNEE LIFTER, TENSION RELEASER.

NO.	PLATE	NAME
*7251	—	Arm with 122b, 283d and 7257.....
2002	583	" Dowel Pin.....
123E	540	" Screw.....
7252	551	" Shaft (horizontal).....
33875	3465	" " " Gear (24 teeth) with 458c.....
2117	583	Arm Shaft (horizontal) Gear Pin.....
458c	584	" " " " Set Screw....
144D	540	" " " " Screw.....
7471	551	" " (upright).....
7599	571	" " " Collar with 462c....
2117	583	" " " " Pin.....
462c	5500	" " " " Set Screw....
33876	3465	" " " Gear (24 teeth) with 449c.....
2117	583	Arm Shaft (upright) Gear Pin.....
449c	586	" " " " Set Screw....
15783	3423	" " " Lower Bearing Oil Tube.....
*7257	—	Arm Side Plate.....
122D	3457	" " " " Screw.....
283D	586	" " " " Thumb Screw.....
12403	583	" Spool Pin and Thread Eyelet.....
8879	3401	" " " Washer (cloth).....
7370	551	Balance Wheel, 2¾ in. pulley, with two 448c.....
2862	551	Balance Wheel, 3 in. pulley, for 3022....
448c	540	" " " Set Screw.....
*7472	—	Bed.....
7259	553	" Leg.....
145E	540	" " Screw.....
256J	554	Clamp Stop Motion Clamp Screw.....
248A	540	" " " " Stop Screw....
2020	554	" " " " Washer.....

NO.	PLATE	NAME
*3023	—	Clamp Stop Motion Flanged Bushing....
4933	554	" " " " " 3023 with two 462c.....
2022	583	Clamp Stop Motion Flanged Bushing Pin
462c	5500	" " " " " Set Screw.....
3022	—	Clamp Stop Motion complete, Nos. 248A, 256J, 2020 and 4933.....
7473	555	Cloth Plate.....
219F	540	" " Screw.....
33930	3475	Face Plate with 10136.....
33931	—	Face Plate with Tension Releaser complete, Nos. 106D, 10135, 33930 and 33932
190D	540	Face Plate Screw.....
7475	565	Feed Driving Gear (30 teeth).....
7476	583	" " " Pin.....
745D	584	" " " Screw.....
7477	561	" Friction Wheel.....
15521	561	Feed Friction Wheel complete, Nos. 7475 to 7477.....
7478	563	Feed Friction Wheel Driver with 7480....
7479	573	" " " " Link.....
89F	584	" " " " " Hinge Screw.....
5569	583	Feed Friction Wheel Driver Spring.....
7480	586	" " " " " Hook
337D	584	" " " " " Screw
15523	573	" " " Retaining Clutch with 7483.....
10309	583	Feed Friction Wheel Retaining Clutch Spring.....
7483	573	Feed Friction Wheel Retaining Clutch Spring Hook.....
2063	586	Feed Friction Wheel Retaining Clutch Stop Pin.....
7485	555	Feed Lever.....
7484	565	" Pinion (intermediate) 24 teeth.....
746D	585	" " " " Screw.....
7486	555	" Regulator with 7278.....
7281	569	" " Cap.....
183F	540	" " " Screw.....
7278	573	" " Socket Joint.....
271D	540	" " Thumb Screw.....
15579	574	" Ring.....
7652	552	Needle Bar with 15588.....
15721	—	Needle Bar complete, Nos. 665J, 7287, 7288, 7652 and 15537.....

NO.	PLATE	NAME
7283	569	Needle Bar Connecting Link with 1012E..
1012E	586	" " " " Adjusting Screw.....
380c	541	Needle Bar Connecting Link Hinge Screw
1520E	541	" " " " " "
		Nut.....
7366	569	Needle Bar Connecting Stud.....
7350	553	" " Frame with 620c.....
33968	3473	" " " Cam and Bevel Gear 36 teeth
33969	—	Needle Bar Frame Cam and Bevel Gear 33968 with 15c.....
7290	551	Needle Bar Frame Cam and Bevel Gear Cover.....
190d	540	Needle Bar Frame Cam and Bevel Gear Cover Screw.....
15c	584	Needle Bar Frame Cam and Bevel Gear Screw.....
33970	3474	Needle Bar Frame Driving Bevel Pinion (18 teeth) with two 453c.....
453c	540	Needle Bar Frame Driving Bevel Pinion Set Screw.....
15581	557	Needle Bar Frame Pitman Connection (hinged stud end).....
15582	557	Needle Bar Frame Pitman Connection (regulator end).....
203F	3476	Needle Bar Frame Pitman Connection Screw.....
15580	557	Needle Bar Frame Pitman (adjustable) complete, Nos. 15581, 15582 and two 203F.....
646F	585	Needle Bar Frame Pitman Hinge Screw..
7294	571	" " " " " Stud...
620c	586	" " " " " " " Stop Screw.....
7489	563	Needle Bar Frame Regulator with 1877..
549c	585	" " " " Adjusting Screw Stud.....
7070	573	Needle Bar Frame Regulator Adjusting Screw Stud Sleeve.....
226J	585	Needle Bar Frame Regulator Adjusting Screw Stud Stop Screw (lower).....
226J	585	Needle Bar Frame Regulator Adjusting Screw Stud Stop Screw (upper).....
1589D	3468	Needle Bar Frame Regulator Adjusting Screw Stud Thumb Nut.....

NO.	PLATE	NAME
1877	570	Needle Bar Frame Regulator Roller and Stud.....
33948	3474	Needle Bar Frame Regulator Shaft.....
6533	573	" " " " " Collar with 460c.....
460c	584	Needle Bar Frame Regulator Shaft Collar Set Screw.....
7298	583	Needle Bar Frame Regulator Shaft Pin...
577c	585	" " " Screw Centre (lower)
1517E	586	" " " " " "
		Nut.....
673F	585	Needle Bar Frame Screw Centre (upper)
1517D	586	" " " " " "
		Nut.....
15537	573	Needle Bar Gib.....
7349	569	" " Guide with 453c.....
453c	540	" " " Set Screw.....
7287	573	" Clamp with 196F.....
196F	540	" " Screw.....
7288	573	" " Thread Guide.....
665J	585	" " " " Screw.....
15588	583	" Stop Pin.....
14031	552	Oscillating Rock Shaft with 4784.....
14856	571	" " " Crank with 735c..
2049	583	" " " " Pin.....
735c	586	" " " " Set Screw..
4784	3468	" " " Oil Pad.....
7317	552	" Shaft.....
7318	571	" " Crank with 735c and 1813.....
2049	583	Oscillating Shaft Crank Pin.....
1813	541	" " " Roller and Stud..
735c	586	" " " Set Screw.....
7299	552	Presser Bar.....
2062	553	" " Lifter.....
36c	540	" " " Screw.....
7538	557	" " Lifting Bracket with 740c...
740c	585	" " " " Set Screw...
8399	566	" " Spring.....
2070	573	" " " Washer.....
15583	574	" Foot, for 15579.....
176D	586	" " Screw.....
263E	541	Pressure Regulating Thumb Screw.....
2996	5500	Shuttle Bobbin.....
33941	—	" " Case.....
15141	—	" " " Hinge, Nos. 2973, 2974 and 15140.....

NO.	PLATE	NAME
15140	5500	Shuttle Bobbin Case Latch.....
2973	5500	“ “ “ “ Lever.....
2974	5500	“ “ “ “ Fulcrum Pin.....
2975	5500	Shuttle Bobbin Case Latch Spring.....
592E	5500	“ “ “ “ Stop Screw...
*7553	5500	“ “ “ “ Position Finger.....
2523	5500	“ “ “ “ Rivet
33993	3463	“ “ “ “ Plate.....
391J	584	“ “ “ “ Screw
33942	3474	Shuttle Bobbin Case complete, Nos. 591F, 592E, 2523, 2975, 7553, 15141, 15278 and 33941.....
15728	5500	Shuttle Bobbin.....
591F	5500	“ Tension Regulating Screw.....
15278	3474	“ “ Spring.....
15729	5500	Shuttle, 1 $\frac{1}{8}$ in. diam., Nos. 2993, 15728 and 33942.....
*15730	—	Shuttle Driver.....
15731	5500	“ “ 15730 with two 462c.....
2049	583	“ “ Pin.....
462c	5500	“ “ Set Screw.....
7494	555	“ Pitman with two 7320 and four 196d.....
*7320	—	Shuttle Pitman Cap.....
196D	540	“ “ “ Screw.....
777c	541	“ “ Connecting Ball Joint Screw.....
1519B	541	Shuttle Pitman Connecting Ball Joint Screw Nut.....
15590	562	Shuttle Pitman Crank Wheel and Feed Cam with 435c and 743c.....
743c	540	Shuttle Pitman Crank Wheel and Feed Cam Position Screw.....
435c	540	Shuttle Pitman Crank Wheel and Feed Cam Set Screw.....
14049	554	Shuttle Race Back.....
2532	583	“ “ “ Position Pin.....
2533	554	“ “ “ Spring.....
648D	540	“ “ “ Screw.....
33943	—	“ “ Body.....
33944	—	“ “ “ 33943 with 7326 and two 662D.....
33945	—	Shuttle Race Body 33944 with two 2532
33946	—	“ “ “ 33945 with 33993 and two 391J.....

NO.	PLATE	NAME
33947	3475	Shuttle Race complete, Nos. 648D, 2533, 14049 and 33946.....
7326	554	Shuttle Race Cap.....
662D	540	“ “ “ Screw.....
145F	540	“ “ “ Screw.....
7593	551	“ “ Bracket.....
7596	—	Shuttle Race Bracket complete, Nos. 7317, 7318, 7593, 14031, 14853, 15730 and three 2049.....
14051	566	Shuttle Race Bracket Adjusting Slide
219F	540	“ “ “ “ Screw.....
14105	3424	Shuttle Race Bracket Adjusting Slide Steady Pin.....
137D	585	Shuttle Race Bracket Screw.....
2102	569	Tension Disc.....
1560c	541	“ Regulating Thumb Nut.....
33932	3474	“ Releaser with 10136.....
106D	584	“ “ Hinge Screw.....
10135	3474	“ “ Spring.....
10136	3474	“ “ “ Hook.....
413c	586	“ Screw Stud.....
33892	—	“ “ 413c with 1560c.....
2103	569	“ Spring (heavy).....
8238	592	“ “ (light).....
7332	569	“ Thread Guard.....
7331	—	Tension complete, Nos. 2103, 7335, 7336, 33892 and two 2102.....
33899	—	Tension complete, Nos. 7335, 7336, 8238, 33892 and two 2102.....
2112	583	Thread Retaining Disc with 2113.....
2113	583	“ “ “ Steady Pin.....
2114	583	“ “ Spring.....
2115	583	“ “ Stud.....
460c	584	“ “ “ Set Screw.....
2111	583	Thread Retainer Guide complete, Nos. 2112, 2114 and 2115.....
*33903	—	Thread Take-up Cam.....
7562	553	“ “ “ 33903 with 448c...
2117	583	“ “ “ Pin.....
448c	540	“ “ “ Set Screw.....
*7334	553	“ “ “ Lever with 1822.....
33850	—	“ “ “ 7334 with 79c...
79c	540	“ “ “ Hinge Screw.....
1822	541	“ “ “ Roller and Stud...
7335	573	“ “ Spring.....
7336	569	“ “ “ Regulator.....

NO.	PLATE	NAME
446c	540	Thread Take-up Spring Regulator Set Screw
15584	574	Throat Plate.....
15597	—	Throat Plate complete, for 15579, Nos. 590d, 15584 and 15585.....
229d	584	Throat Plate Screw.....
15585	574	“ “ Spur.....
590d	584	“ “ “ Screw.....
7542	2437	Drip Pan (power table) with five 1 in. wire nails.....

SINGER Needles should be used
in SINGER Machines.
These Needles and their Containers
are marked with the
Company's Trade Mark "SIMANCO.***" 1

Needles in Containers marked
"FOR SINGER MACHINES"
are NOT **SINGER** made needles. 2

MACHINE No. 32-42

FOR COVERING METALLIC EYELETS UP TO ¼ IN.
DIAMETER IN SHOES, ETC. CONCAVE RO-
TATING FEED, SMALL STATIONARY PRESSER
FOOT, KNEE LIFTER, TENSION RELEASER.

OBSOLETE

This Machine is the same as No. 32-41
with the following exceptions:

NO.	PLATE	NAME
33837	591	Feed Ring, for leather work
15586	574	Presser Foot for 15579 and 33837, in place of 15583.....
15598	—	Throat Plate complete, for 15579, Nos. 590d, 15584 and 15587, in place of 15597
15587	574	Throat Plate Spur, in place of 15585.....

MACHINE No. 32-43

FOR EYELETS UP TO ½ IN. OUTSIDE DIAMETER.
THREE PARALLEL CIRCLES OF STITCHING
CAN BE MADE IN EACH EYELET IF DESIRED.
HAS FASTENING DEVICE FOR MAKING A LINE
OF PLAIN STITCHES AROUND THE OUTSIDE
OF EYELET. ROTATING FEED, PRESSER
FOOT, KNEE LIFTER AND TENSION RELEASER

This Machine is the same as No. 32-29
with the following exceptions:

NO.	PLATE	NAME
*15555	—	Arm with 122d, 283d and 7257, in place of 7251.....
15525	595	Needle Bar Frame with 620c, in place of 7350.....
15526	557	Needle Bar Frame Pitman, in place of 15580.....
15594	557	Needle Bar Frame Pitman Regulating Lever.....
856c	586	Needle Bar Frame Pitman Regulating Lever Hinge Screw.....
15530	557	Needle Bar Frame Pressure Spring.....
79d	540	" " " " " Screw
15527	586	" " " Regulator Adjusting Screw Sleeve Bushing.....
41544	583	Needle Bar Frame Regulator Adjusting Screw Washer.....
15529	586	Needle Bar Frame Stop Washer (eccentric)
219f	540	" " " " " Screw.....

LIST OF PARTS COMPLETE

FOR

MACHINE No. 32-44

FOR EYELETS UP TO ½ IN. OUTSIDE DIAMETER.
TWO NEEDLES, ONE SHUTTLE, ⅓ IN. BETWEEN
NEEDLES, ⅓ IN. NEEDLE BAR THROW. RO-
TATING FEED, PRESSER FOOT, KNEE LIFTER
AND TENSION RELEASER.

NO.	PLATE	NAME
*15548	—	Arm with 122d, 283d and 7257.....
2002	583	" Dowel Pin.....
123E	540	" Screw.....
7252	551	" Shaft (horizontal).....
33875	3465	" " " Gear (24 teeth) with 458c.....
2117	583	Arm Shaft (horizontal) Gear Pin.....
458c	584	" " " " Set Screw...
144d	540	" " " Screw.....
7471	551	" " (upright).....
7599	571	" " " Collar with 462c...
2117	583	" " " " Pin.....
462c	5500	" " " " Set Screw...
33876	3465	" " " Gear (24 teeth) with 449c.....
2117	583	Arm Shaft (upright) Gear Pin.....
449c	586	" " " " Set Screw....
15783	3423	" " " Lower Bearing Oil Tube.....
*7257	—	Arm Side Plate.....
122d	3457	" " " Screw.....
283d	586	" " " Thumb Screw.....
2415	551	" Spool Bracket.....
15063	551	" " " 2415 with two 12403..
145d	540	" " " Screw.....
12403	583	" " " Spool Pin and Thread Eyelet.....
11241	3455	Arm Spool Bracket Spool Pin Washer (cloth).....
7370	551	Balance Wheel, 2¼ in. pulley, with two 448c.....
2862	551	Balance Wheel, 3 in. pulley, for 3022....
448c	540	" " " Set Screw.....
*7472	—	Bed.....
7259	553	" Leg.....
145E	540	" " " Screw.....

NO.	PLATE	NAME
256J	554	Clamp Stop Motion Clamp Screw.....
248A	540	" " " " Stop Screw...
2020	554	" " " " Washer.....
*3023	—	" " " " Flanged Bushing...
4933	554	" " " " " 3023 with two 462c.....
2022	583	Clamp Stop Motion Flanged Bushing Pin
462c	5500	" " " " " Set Screw.....
3022D	—	Clamp Stop Motion complete, Nos. 248A, 256J, 2020 and 4933.....
7473	555	Cloth Plate.....
219F	540	" " Screw.....
7347	551	Face Plate.....
190D	540	" " Screw.....
7475	565	Feed Driving Gear (30 teeth).....
7476	583	" " " Pin.....
745D	584	" " " Screw.....
7477	561	" Friction Wheel.....
15521	561	Feed Friction Wheel complete, Nos. 7475 to 7477.....
7478	563	Feed Friction Wheel Driver with 7480...
7479	573	" " " " Link.....
89F	584	" " " " " Hinge Screw.....
5569	583	Feed Friction Wheel Driver Spring.....
7480	586	" " " " " Hook
337D	584	" " " " " Screw
15523	573	" " " " Retaining Clutch with 7483.....
10309	583	Feed Friction Wheel Retaining Clutch Spring.....
7483	573	Feed Friction Wheel Retaining Clutch Spring Hook.....
2063	586	Feed Friction Wheel Retaining Clutch Stop Pin.....
7485	555	Feed Lever.....
7484	565	" Pinion (intermediate) 24 teeth.....
746D	585	" " " " Screw.....
7486	555	" Regulator with 7278.....
7281	569	" " Cap.....
183F	540	" " " Screw.....
7278	573	" " Socket Joint.....
271D	540	" " Thumb Screw.....
7487	565	" Ring.....

NOTE: No. 7487 is sent with this machine, unless another Feed Ring is specified on order.

NO.	PLATE	NAME
33335	591	Feed Ring, for leather work.....
7652	552	Needle Bar with 15588.....
33813	—	Needle Bar complete, Nos. 7652, 15531 and 15537.....
7283	569	Needle Bar Connecting Link with 1012E..
1012E	586	" " " " Adjusting Screw.....
380C	541	Needle Bar Connecting Link Hinge Screw
1520E	541	" " " " " " Nut.....
7366	569	Needle Bar Connecting Stud.....
7350	553	" " Frame with 620C.....
33949	3473	" " " Cam and Bevel Gear (36 teeth).....
33950	—	Needle Bar Frame Cam and Bevel Gear 33949 with 15c.....
7290	551	Needle Bar Frame Cam and Bevel Gear Cover.....
190D	540	Needle Bar Frame Cam and Bevel Gear Cover Screw.....
15c	584	Needle Bar Frame Cam and Bevel Gear Screw.....
33970	3474	Needle Bar Frame Driving Bevel Pinion (18 teeth) with two 453c.....
453c	540	Needle Bar Frame Driving Bevel Pinion Set Screw.....
15581	557	Needle Bar Frame Pitman Connection (hinge stud end).....
15582	557	Needle Bar Frame Pitman Connection (regulator end).....
203F	3476	Needle Bar Frame Pitman Connection Screw.....
15580	557	Needle Bar Frame Pitman (adjustable) complete, Nos. 15581, 15582 and two 203F.....
646F	585	Needle Bar Frame Pitman Hinge Screw..
7294	571	" " " " " Stud...
620c	586	" " " " " " Stop Screw.....
7489	563	Needle Bar Frame Regulator with 1877..
549c	585	" " " " " Adjusting Screw Stud.....
7070	573	Needle Bar Frame Regulator Adjusting Screw Stud Sleeve.....
226J	585	Needle Bar Frame Regulator Adjusting Screw Stud Stop Screw (lower).....

NO.	PLATE	NAME
233J	585	Needle Bar Frame Regulator Adjusting Screw Stud Stop Screw (upper).....
1589D	3468	Needle Bar Frame Regulator Adjusting Screw Stud Thumb Nut.....
1877	570	Needle Bar Frame Regulator Roller and Stud.....
33948	3474	Needle Bar Frame Regulator Shaft.....
6533	573	" " " " " Collar with 460c.....
460c	584	Needle Bar Frame Regulator Shaft Collar Set Screw.....
7298	583	Needle Bar Frame Regulator Shaft Pin....
577c	585	" " " Screw Centre (lower)
1517E	586	" " " " " " Nut.....
673F	585	Needle Bar Frame Screw Centre (upper)
1517D	586	" " " " " " " Nut.....
15537	573	Needle Bar Gib.....
7349	569	" " Guide with 453c.....
453c	540	" " " Set Screw.....
15531	3401	" Clamp with 196F and 662D.....
662D	540	" " Position Screw.....
196F	540	" " Screw.....
15588	583	" Stop Pin.....
14031	552	Oscillating Rock Shaft with 4784.....
14856	571	" " " Crank with 735c..
2049	583	" " " Pin.....
735c	586	" " " Set Screw..
4784	3468	" " Oil Pad.....
7317	552	" Shaft.....
7318	571	" " Crank with 735c and 1813
2049	583	" " " Pin.....
1813	541	" " " Roller and Stud..
735c	586	" " " Set Screw.....
7299	552	Presser Bar.....
2062	553	" " Lifter.....
36c	540	" " " Screw.....
7597	557	" " Lifting Bracket with 453c....
453c	540	" " " Set Screw....
8399	566	" " Spring.....
2070	573	" " Washer.....
7491	574	" Foot Body for 7490.....
7600	—	" " " 7603.....
7601	—	" " " 7604.....
7602	—	" " " 7605.....

NO.	PLATE	NAME
7492	574	Presser Foot Ring.....
7493	574	" " " Gib.....
662D	540	" " " Screw.....
7490	—	Presser Foot complete for 7487, for fine and coarse pointed spurs 7498 and 7619, Nos. 7491, 7492 and two each 662D and 7493.....
7603	—	Presser Foot complete for 7487, for $\frac{1}{16}$, $\frac{3}{32}$, $\frac{1}{8}$ and $\frac{1}{4}$ in. eyelets, Nos. 7492, 7600 and two each 662D and 7493.....
NOTE: No. 7603 is sent with this machine, unless another Presser Foot is specified on order.		
7604	574	Presser Foot complete for 7487, for $\frac{5}{32}$ in. and $\frac{3}{8}$ in. eyelets, Nos. 7492, 7601 and two each 662D and 7493.....
7605	—	Presser Foot complete for 7487, for $\frac{3}{8}$ and $\frac{1}{2}$ in. eyelets, Nos. 7492, 7602 and two each 662D and 7493.....
33836	591	Presser Foot for 33835.....
176D	586	" " Screw.....
263E	541	Pressure Regulating Thumb Screw.....
2996	5500	Shuttle Bobbin.....
33941	—	" " Case.....
15141	—	Shuttle Bobbin Case Hinge, Nos. 2973, 2974 and 15140.....
15140	5500	Shuttle Bobbin Case Latch.....
2973	5500	" " " Lever.....
2974	5500	" " " " " Fulcrum Pin.....
2975	5500	Shuttle Bobbin Case Latch Spring.....
592E	5500	" " " " Stop Screw...
*7553	5500	" " " Position Finger.....
2523	5500	" " " " Rivet
33993	3463	" " " " Plate.....
391J	584	" " " " Screw.
33942	3474	Shuttle Bobbin Case complete, Nos. 591F, 592E, 2523, 2975, 7553, 15141, 15278 and 33941.....
15728	5500	Shuttle Body.....
591F	5500	" Tension Regulating Screw.....
15278	3474	" " Spring.....
15729	5500	Shuttle, $1\frac{1}{8}$ in. diam., Nos. 2996, 15728 and 33942.....
*15730	—	Shuttle Driver.....
15731	5500	" " 15730 with two 462c.....
2049	583	" " Pin.....

NO.	PLATE	NAME
462c	5500	Shuttle Driver Set Screw.....
7494	555	" Pitman with two 7320 and four 196d.....
*7320	—	Shuttle Pitman Cap.....
196d	540	" " " Screw.....
777c	541	" " ConnectingBallJointScrew
1519e	541	" " " " " " "
		Nut.....
15590	582	Shuttle Pitman Crank Wheel and Feed Cam with 435c and 743c.....
743c	540	Shuttle Pitman Crank Wheel and Feed Cam Position Screw.....
435c	540	Shuttle Pitman Crank Wheel and Feed Cam Set Screw.....
14049	554	Shuttle Race Back.....
2532	583	" " " Position Pin.....
2533	554	" " " Spring.....
648d	540	" " " " Screw.....
33943	—	" " Body.....
33944	—	" " 33943 with 7326 and two 662d.....
33945	—	Shuttle Race Body 33944 with two 2532..
33946	—	" " 33945 with 33993 and two 391J.....
33947	3475	Shuttle Race complete, Nos. 648d, 2533, 14049 and 33946.....
7326	554	Shuttle Race Cap.....
662d	540	" " " Screw.....
145f	540	" " Screw.....
7593	551	" " Bracket.....
7596	—	Shuttle Race Bracket complete, Nos. 7317, 7318, 7593, 14031, 14856, 15730 and three 2049.....
14051	566	Shuttle Race Bracket Adjusting Slide
219f	540	" " " " " "
		Screw.....
14105	3424	Shuttle Race Bracket Adjusting Slide Steady Pin.....
135d	585	Shuttle Race Bracket Screw.....
7355	569	Tension Bracket.....
7354	—	Tension Bracket complete, Nos. 330d, 2413, 7355, two each 2103, 33929 and four 2102.....
193f	585	Tension Bracket Screw.....
2413	571	" " Thread Eyelet (double)
330d	540	" " " " Screw....
2102	569	" Disc.....

NO.	PLATE	NAME
1560c	541	Tension Regulating Thumb Nut.....
7598	557	" Releaser.....
193f	585	" " Screw.....
637c	540	" Screw Stud.....
33929	—	" " " 637c with 1560c....
2103	569	" Spring.....
2410	569	Thread Guiding Roller.....
86d	540	" " " Screw.....
698e	540	" " " Stud.....
7332	569	" " " Thread Guard....
33900	—	Thread Guiding Roller complete, Nos. 86d, 698e, 2410, 7335 and 7336.....
*33903	—	Thread Take-up Cam.....
7562	553	" " " 33903 with 448c...
2117	583	" " " Pin.....
448c	540	" " " Set Screw.....
*7334	553	" " Lever with 1822.....
33850	—	" " " 7334 with 79c....
79c	540	" " " Hinge Screw.....
1822	541	" " " Roller and Stud..
7335	573	" " Spring.....
7336	569	" " " Regulator.....
446c	540	" " " " Set Screw
7606	574	Throat Plate for 7497 and 7609 to 7614..
7607	574	" " " 7615, 7616 and 15756..
7608	—	" " " 7617 and 7618.....
7609	—	Throat Plate complete (coarse pointed spur) for 7487, Nos. 590d, 7606 and 7619
7497	—	Throat Plate complete (fine pointed spur) for 7487, Nos. 590d, 7498 and 7606....
15756	—	Throat Plate complete (spur diam. $\frac{1}{2}$ in., height $\frac{1}{8}$ in.) for 7487, Nos. 590d, 7607 and 15755.....
7610	—	Throat Plate complete for $\frac{1}{8}$ in. eyelet, for 7487, Nos. 590d, 7606 and 7620.....
7611	—	Throat Plate complete for $\frac{1}{4}$ in. eyelet, for 7487, Nos. 590d, 7606 and 7621....
7612	—	Throat Plate complete for $\frac{3}{8}$ in. eyelet, for 7487, Nos. 590d, 7606 and 7622....
7613	—	Throat Plate complete for $\frac{1}{2}$ in. eyelet, for 7487, Nos. 590d, 7606 and 7623....
7614	—	Throat Plate complete for $\frac{1}{2}$ in. eyelet, for 7487, Nos. 590d, 7606 and 7624....

NOTE: No. 7614 is sent with this machine, unless
another Throat Plate is specified on order

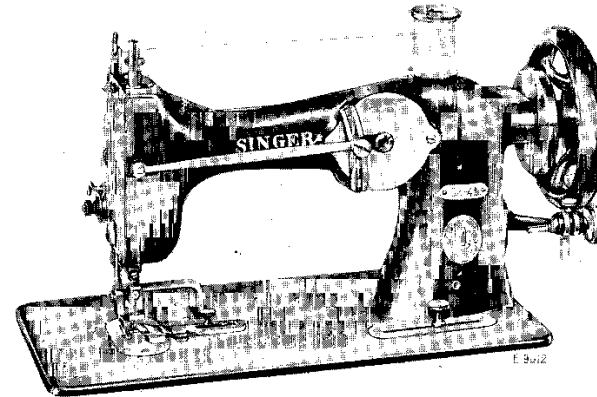
NO.	PLATE	NAME
7615	—	Throat Plate complete for $\frac{5}{8}$ in. eyelet, for 7487, Nos. 590b, 7607 and 7625. . . .
7616	—	Throat Plate complete for $\frac{3}{8}$ in. eyelet, for 7487, Nos. 590b, 7607 and 7626. . . .
7617	—	Throat Plate complete for $\frac{1}{2}$ in. eyelet, for 7487, Nos. 590b, 7608 and 7627. . . .
7618	—	Throat Plate complete for $\frac{1}{4}$ in. eyelet, for 7487, Nos. 590b, 7608 and 7628. . . .
229d	584	Throat Plate Screw.
7619	574	" " Spur (coarse pointed) for 7609.
7498	574	Throat Plate Spur (fine pointed) for 7497
15755	3403	" " " (diam. $\frac{5}{8}$ in., height $\frac{7}{8}$ in.) for 15756.
7620	—	Throat Plate Spur for $\frac{1}{8}$ in. eyelet, for 7610
7621	—	" " " $\frac{3}{8}$ in. eyelet, for 7611
7622	—	" " " $\frac{1}{2}$ in. eyelet, for 7612
7623	—	" " " $\frac{3}{4}$ in. eyelet, for 7613
7624	—	" " " $\frac{1}{8}$ in. eyelet, for 7614
7625	574	" " " $\frac{3}{8}$ in. eyelet, for 7615
7626	574	" " " $\frac{1}{8}$ in. eyelet, for 7616
7627	—	" " " $\frac{3}{8}$ in. eyelet, for 7617
7628	—	" " " $\frac{1}{4}$ in. eyelet, for 7618
590d	584	" " " Screw.
7542	2437	Drip Pan (power table) with five 1 in. wire nails.

SINGER Needles should be used
in SINGER Machines.
These Needles and their Containers
are marked with the
Company's Trade Mark "SIMANCO. **" 1

Needles in Containers marked
"FOR SINGER MACHINES"
are NOT SINGER made needles. 2

LIST OF PARTS COMPLETE

FOR



MACHINE No. 32-45

FOR OVERSTITCHING INGRAIN CARPETS. HAS
TENSION RELEASER, GUIDE, KNEE LIFTER,
UPPER AND LOWER FEED AND ALTERNATING
PRESSERS.

NO.	PLATE	NAME
*15556	—	Arm with 122d, 283d and 15649.
2002	583	" Dowel Pin.
123b	540	" Screw.
7702	3432	" Shaft (horizontal).
33875	3465	" " " Gear (24 teeth) with 458c.
2117	583	Arm Shaft (horizontal) Gear Pin.
458c	584	" " " " Set Screw.
144d	540	" " " " Screw.
15517	551	" " (upright).
7599	571	" " " Collar with 462c.
2117	583	" " " " Pin.
462c	5500	" " " " Set Screw.
33876	3465	" " " " Gear (24 teeth) with 449c.

NO.	PLATE	NAME
2117	583	Arm Shaft (upright) Gear Pin.....
449c	586	“ “ “ “ Set Screw.....
15783	3423	“ “ “ Lower Bearing Oil Tube.....
*15649	—	Arm Side Plate.....
122D	3457	“ “ “ Screw.....
283D	586	“ “ “ Thumb Screw.....
12403	583	“ Spool Pin and Thread Eyelet.....
8879	3401	“ “ Washer (cloth).....
7706	3446	Balance Wheel with two 448c.....
448c	540	“ “ Set Screw.....
*15558	—	Bed.....
7259	553	“ Leg.....
145E	540	“ “ Screw.....
33863	3465	Face Plate.....
190D	540	“ “ Screw.....
7267	552	Feed (lower) Bar.....
313c	540	“ “ “ Screw Centre.....
56813	—	“ “ “ “ “ 313c with 1519J.....
1519J	541	Feed (lower) Bar Screw Centre Nut.....
7268	571	“ “ “ Spring.....
15621	593	“ “ “ Dog.....
50231F	3468	“ “ “ Screw.....
7274	551	“ “ “ Lever.....
7275	552	“ “ “ Cam with two 435c.....
435c	540	“ “ “ “ Set Screw.....
7276	571	“ “ “ Cap.....
159F	540	“ “ “ “ Screw.....
7277	571	“ “ “ Raising Cam.....
190D	540	“ “ “ “ “ Screw.....
7071	573	“ “ “ “ “ “ Washer.....
15774	597	Feed (lower) Regulator with 7278.....
7281	569	“ “ “ “ Cap.....
183F	540	“ “ “ “ Screw.....
7278	573	“ “ “ “ Socket Joint.....
271D	540	“ “ “ “ Thumb Screw.....
15563	556	“ (lower and upper) Rock Shaft.....
307c	540	“ “ “ “ “ “ Screw Centre.....
56814	—	Feed (lower and upper) Rock Shaft Screw Centre 307c with 1513J.....
1513J	541	Feed (lower and upper) Rock Shaft Screw Centre Nut.....
15560	556	Feed (upper) Bar.....
81D	586	“ “ “ “ Connecting Screw.....

NO.	PLATE	NAME
15571	583	Feed (upper) Bar Hinge Pin.....
1519E	541	“ “ “ “ “ Nut.....
15561	556	“ “ “ Cam with two 448c.....
448c	540	“ “ “ “ Set Screw.....
15562	593	“ “ “ Dog.....
15724	3403	“ “ “ “ for carpet serging.....
193F	585	“ “ “ “ Screw.....
15567	556	“ “ “ Guide Bar.....
15568	583	“ “ “ “ “ Bracket with 175D.....
175D	585	Feed (upper) Guide Bar Bracket Clamp- ing Screw.....
14026	3404	Feed (upper) Guide Bar Bracket Pin....
185H	540	“ “ “ “ “ “ Screw..
15569	556	“ “ “ “ “ “ Lifting Bell Crank 96D 586 “ “ “ “ “ “ “ “ Hinge Screw.....
15700	597	Feed (upper) Guide Bar Lifting Bracket with 646c.....
646c	585	Feed (upper) Guide Bar Lifting Bracket Screw Stud.....
15566	556	Feed (upper) Lifting Bar.....
96D	586	“ “ “ “ “ Hinge Screw....
15595	594	Feed (upper) Shaft.....
14821	556	“ “ “ “ Crank (back) with 453c and 1819.....
2049	583	Feed (upper) Shaft Crank (back) Pin... 1819 541 “ “ “ “ “ Roller and Stud.....
453c	540	Feed (upper) Shaft Crank (back) Set Screw.....
15564	556	Feed (upper) Shaft Crank (front) with 1819.....
2049	583	Feed (upper) Shaft Crank (front) Pin... 1819 541 “ “ “ “ “ Roller and Stud.....
15660	596	Guide Body.....
15616	596	“ “ Spring.....
219F	540	“ “ “ Screw.....
15659	—	Guide complete, Nos. 219F, 15616 and 15660.....
NOTE: No. 15659 is sent with this machine, unless another Guide is specified on order.		
15725	597	Guide for carpet serging.....
190D	540	“ “ Screw.....
939D	3457	“ “ Thumb Screw.....

NO.	PLATE	NAME
7652	552	Needle Bar with 15588.....
15721	—	Needle Bar complete, Nos. 665J, 7287, 7288 and 15537.....
7283	569	Needle Bar Connecting Link with 1012E..
1012E	586	“ “ “ “ Adjusting Screw.....
380c	541	Needle Bar Connecting Link Hinge Screw
1520E	541	“ “ “ “ “ “ Nut.....
7366	569	Needle Bar Connecting Stud.....
15589	595	“ “ Frame with 620c.....
33949	3473	“ “ “ Cam and Bevel Gear (36 teeth).....
33950	—	Needle Bar Frame Cam and Bevel Gear 33949 with 15c.....
7290	551	Needle Bar Frame Cam and Bevel Gear Cover.....
190D	540	Needle Bar Frame Cam and Bevel Gear Cover Screw.....
15c	584	Needle Bar Frame Cam and Bevel Gear Screw.....
33970	3474	Needle Bar Frame Driving Bevel Pinion (18 teeth) with two 453c.....
7292	552	Needle Bar Frame Driving Bevel Pinion (18 teeth) with two 453c.....
453c	540	Needle Bar Frame Driving Bevel Pinion Set Screw.....
7293	552	Needle Bar Frame Pitman.....
646F	585	“ “ “ “ Hinge Screw
7294	571	“ “ “ “ “ Stud
620c	586	“ “ “ “ “ “ Stop Screw.....
7295	552	Needle Bar Frame Regulator with 1820..
549c	585	“ “ “ “ Adjusting Screw Stud.....
7070	573	Needle Bar Frame Regulator Adjusting Screw Stud Sleeve.....
226J	585	Needle Bar Frame Regulator Adjusting Screw Stud Stop Screw (lower).....
226J	585	Needle Bar Frame Regulator Adjusting Screw Stud Stop Screw (upper).....
1589D	3468	Needle Bar Frame Regulator Adjusting Screw Stud Thumb Nut.....
1820	586	Needle Bar Frame Regulator Roller and Stud.....
33948	3474	Needle Bar Frame Regulator Shaft.....

NO.	PLATE	NAME
6533	573	Needle Bar Frame Regulator Shaft Collar with 460c.....
460c	584	Needle Bar Frame Regulator Shaft Collar Set Screw.....
7298	583	Needle Bar Frame Regulator Shaft Pin..
577c	585	“ “ “ Screw Centre (lower)
1517E	586	“ “ “ “ “ “ Nut.....
673F	585	Needle Bar Frame Screw Centre (upper)
1517D	586	“ “ “ “ “ “ Nut.....
15537	573	Needle Bar Gib.....
7349	569	“ “ Guide with 453c.....
453c	540	“ “ “ Set Screw.....
7287	573	“ Clamp with 196F.....
196F	540	“ “ Screw.....
7288	573	“ “ Thread Guide.....
665J	585	“ “ “ “ Screw.....
15588	583	“ Stop Pin.....
14031	552	Oscillating Rock Shaft with 4784.....
14856	571	“ “ “ Crank with 735c..
2049	583	“ “ “ “ Pin.....
735c	586	“ “ “ “ Set Screw..
4784	3468	“ “ “ Oil Pad.....
7317	552	“ Shaft.....
7318	571	“ “ Crank with 735c and 1813.....
2049	583	Oscillating Shaft Crank Pin.....
1813	541	“ “ “ Roller and Stud..
735c	586	“ “ “ Set Screw.....
7299	552	Presser Bar.....
2062	553	“ “ Lifter.....
15700	597	“ “ “ Lifting Bracket with 646c.....
646c	585	Presser Bar Lifter Lifting Bracket Set Screw.....
36c	540	Presser Bar Lifter Screw.....
2308	566	“ “ Spring.....
2070	573	“ “ “ Washer.....
15559	3443	“ Foot for 15621.....
NOTE: No. 15559 is sent with this machine, unless another Presser Foot is specified on order.		
15726	3403	Presser Foot, for carpet serging, for 15621
190D	540	“ “ Screw.....
263E	541	Pressure Regulating Thumb Screw.....
2996	5500	Shuttle Bobbin.....

NO.	PLATE	NAME
33941	—	Shuttle Bobbin Case.....
15141	—	“ “ “ Hinge, Nos. 2973, 2974 and 15140.....
15140	5500	Shuttle Bobbin Case Latch.....
2973	5500	“ “ “ “ Lever.....
2974	5500	“ “ “ “ “ Fulcrum Pin.....
2975	5500	Shuttle Bobbin Case Latch Spring.....
592E	5500	“ “ “ “ Stop Screw...
*7553	5500	“ “ “ “ Position Finger.....
2523	5500	“ “ “ “ “ Rivet
33993	3463	“ “ “ “ “ Plate.....
391J	584	“ “ “ “ “ Screw
33942	3474	Shuttle Bobbin Case complete, Nos. 591F, 592E, 2523, 2975, 7553, 15141, 15278 and 33941.....
15728	5500	Shuttle Body.....
591F	5500	“ “ Tension Regulating Screw.....
15278	3474	“ “ Spring.....
15729	5500	Shuttle, 1 $\frac{1}{4}$ in. diam., Nos. 2996, 15728 and 33942.....
*15730	—	Shuttle Driver.....
15731	5500	“ “ 15730 with two 462c.....
2049	583	“ “ Pin.....
462c	5500	“ “ Set Screw.....
7319	551	“ Pitman with 44361, 49308 and four 187D.....
*44361	—	Shuttle Pitman Cap (left).....
187D	3468	“ “ “ “ Screw.....
*49308	—	“ “ “ (right).....
187D	3468	“ “ “ “ Screw.....
777c	541	“ “ Connecting Ball Joint Screw
1519E	541	“ “ “ “ “ “ “ Nut.....
7595	552	Shuttle Pitman Crank Wheel with 435c and 743c.....
743c	540	Shuttle Pitman Crank Wheel Position Screw.....
435c	540	Shuttle Pitman Crank Wheel Set Screw..
14049	554	“ Race Back.....
2532	583	“ “ “ Position Pin.....
2533	554	“ “ “ Spring.....
648D	540	“ “ “ “ Screw.....
33943	—	“ “ Body.....
33944	—	“ “ “ 33943 with 7326 and two 662D.....

NO.	PLATE	NAME
33945	—	Shuttle Race Body 33944 with two 2532..
33946	—	“ “ “ 33945 with 33993 and two 391J.....
33947	3475	Shuttle Race complete, Nos. 648D, 2533, 14049 and 33946.....
7326	554	Shuttle Race Cap.....
662D	540	“ “ “ Screw.....
145F	540	“ “ “ Screw.....
7593	551	“ “ Bracket.....
7596	—	Shuttle Race Bracket complete, Nos. 7317, 7318, 7593, 14031, 14856, 15730 and three 2049.....
14051	566	Shuttle Race Bracket Adjusting Slide
219F	540	“ “ “ “ “ Screw.....
14105	3424	Shuttle Race Bracket Adjusting Slide Steady Pin.....
135D	585	Shuttle Race Bracket Screw.....
2102	569	Tension Disc.....
1560c	541	“ Regulating Thumb Nut.....
15702	3401	“ Releaser.....
2269	583	“ “ Hinge Pin.....
413c	586	“ Screw Stud.....
33892	—	“ “ “ 413c with 1560c....
2103	569	“ Spring (heavy).....
8238	592	“ “ (light).....
15623	592	“ Thread Guard.....
7846	—	Tension complete, Nos. 7336, 7847, 8238, 33892 and two 2102.....
15573	3401	Thread Eyelet.....
*33903	—	“ Take-up Cam.....
7562	553	“ “ “ 33903 with 448c...
2117	583	“ “ “ Pin.....
448c	540	“ “ “ Set Screw.....
*7334	553	“ “ “ Lever with 1822.....
33850	—	“ “ “ 7334 with 79c....
79c	540	“ “ “ Hinge Screw.....
1822	541	“ “ “ Roller and Stud..
7847	592	“ “ Spring.....
7336	569	“ “ “ Regulator.....
446c	540	“ “ “ “ “ Set Screw
15622	593	Throat Plate, large needle hole, for 15621
50231F	3468	“ “ “ Screw.....
7542	2437	Drip Pan (power table) with five 1 in. wire nails.....

MACHINE No. 32-46

**FOR FINE EYELETS WITH PURLED EDGE, UP TO
¼ INCH OUTSIDE DIAMETER, IN LINENS,
MUSLINS AND OTHER FABRICS. KNEE
LIFTER, TENSION RELEASER.**

**This Machine is the same as No. 32-41,
with the following exceptions:**

NO.	PLATE	NAME
15624	592	Feed Ring, in place of 15579.....
15625	592	Presser Foot for 15624, in place of 15583..
15633	557	Shuttle Bobbin Case Position Plate, in place of 33993.....
391j	584	Shuttle Bobbin Case Position Plate Screw
15628	3402	" " " Thread Guide with two 2080.....
2080	3402	Shuttle Bobbin Case Thread Guide Rivet
15747	3402	Shuttle Bobbin Case complete, Nos. 591f, 592e, 2523, 2975, 7330, 7553, 15141 and 15628, in place of 33942.....
15629	592	Shuttle Body, in place of 15728.....
7330	3402	" Tension Spring, in place of 15098
15626	3458	Shuttle, 1½ in. diam., Nos. 2996, 15629 and 15747, in place of 15729.....
*15630	—	Shuttle Driver.....
*15637	—	" " 15630 with 15634 and two 404d, in place of 15730.....
33838	592	Shuttle Driver 15630 with 15634 and two each 404d and 462c, in place of 15731..
15632	—	Shuttle Race Body, in place of 7323.....
15631	557	Shuttle Race complete, Nos. 648d, 2533, 7326, 14049, 15632, 15633 and two each 391j, 662d and 2532, in place of 33947..
33814	—	Shuttle Race Bracket complete, Nos. 7317, 7318, 7593, 14031, 14856, 15637 and three 2049, in place of 7596.....
15634	3401	Thread Pull-off for 15637 and 33838.....
404d	584	" " Screw.....
15635	—	Throat Plate complete for 15624, Nos. 590d, 15584 and 15636, in place of 15597
15636	592	Throat Plate Spur, in place of 15585.....

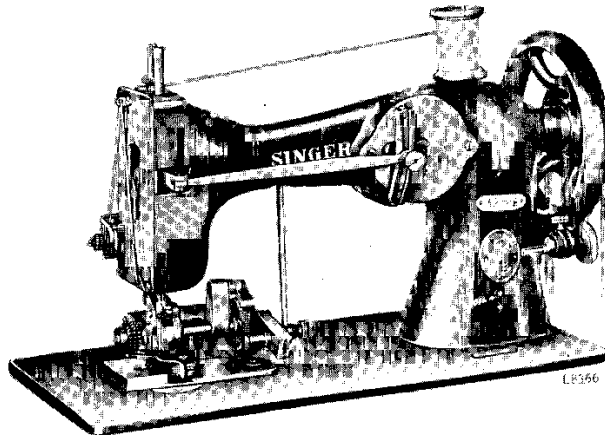
MACHINE No. 32-47

ORNAMENTAL STITCH No. 27

**This Machine is the same as No. 32-11,
with the following exceptions:**

NO.	PLATE	NAME
*15550	—	Arm with 122d, 283d and 7670, in place of 15551.....
15603	3450	Feed Cam Gear 60 teeth, in place of 15600.....
33963	3473	Needle Bar Frame Bevel Gear (45 teeth) in place of 33975.....
33964	—	Needle Bar Frame Bevel Gear 33963 with 7358.....
7358	564	Needle Bar Frame Bevel Gear Pinion (36 teeth).....
15c	584	Needle Bar Frame Bevel Gear Screw....
7359	553	" " " Cam.....
7654	553	Needle Bar Frame Cam complete, Nos. 180f, 7359 and 7360.....
7360	553	Needle Bar Frame Cam Gear (72 teeth)..
7361	551	" " " " " Cover, in place of 7290.....
190d	540	Needle Bar Frame Cam Gear Cover Screw
677c	584	" " " " " Screw.....
180f	586	" " " " " Screw.....

LIST OF PARTS COMPLETE
FOR



MACHINE No. 32-48

FOR SERGING CARPETS. HAS SPECIAL GUIDE
AND UPPER WHEEL FEED

NO.	PLATE	NAME
*15670	—	Arm with 122D, 283D and 7257.....
2002	583	" Dowel Pin.....
123E	540	" Screw.....
15671	594	" Shaft (horizontal).....
33875	3465	" " " Gear (24 teeth) with 458c.....
2117	583	Arm Shaft (horizontal) Gear Pin.....
458c	584	" " " " Set Screw...
144D	540	" " " " Screw.....
7471	551	" " (upright).....
7599	571	" " " Collar with 462c...
2117	583	" " " " Pin.....
462c	5500	" " " " Set Screw...
33876	3465	" " " Gear (24 teeth) with 449c.....
2117	583	Arm Shaft (upright) Gear Pin.....
449c	586	" " " " Set Screw.....
15783	3423	" " " Lower Bearing Oil Tube.....
*7257	—	Arm Side Plate.....

NO.	PLATE	NAME
122D	3457	Arm Side Plate Screw.....
283D	586	" " " Thumb Screw.....
12403	583	" Spool Pin and Thread Eyelet.....
8879	3401	" " " Washer (cloth).....
7370	551	Balance Wheel, 2¼ in. pulley, with two 448c.....
2862	551	Balance Wheel, 3 in. pulley, for 3022.....
448c	540	" " Set Screw.....
*15672	—	Bed.....
7259	553	" Leg.....
145E	540	" " Screw.....
15673	596	Carpet Guide (left) for 15675.....
15743	596	" " " 15745.....
389F	584	" " " Screw.....
7507	572	" " (right) for 15675.....
15744	596	" " " 15745.....
175F	585	" " " Adjusting Screw.....
7508	572	Carpet Guide (right) Clamp.....
207F	585	" " " " Screw.....
207F	585	" " " Set Screw.....
15674	596	" " Plate.....
159F	540	" " " Screw (left).....
190D	540	" " " " (right).....
41544	583	" " " " Washer.
15675	—	Carpet Guide complete for Brussels carpet, Nos. 175F, 7507, 7508, 7528, 15673, 15674, two each 389F, 401E and three 207F.....
15745	—	Carpet Guide complete for ingrain carpet, Nos. 175F, 7508, 7528, 15674, 15743, 15744, two each 389F, 401E and three 207F.....
256J	554	Clamp Stop Motion Clamp Screw.....
248A	540	" " " " Stop Screw...
2020	554	" " " " Washer.....
*3023	—	" " " Flanged Bushing...
4933	554	" " " " " 3023 with two 462c.....
2022	583	Clamp Stop Motion Flanged Bushing Pin
462c	5500	" " " " " Set Screw.....
3022	—	Clamp Stop Motion complete, Nos. 248A, 256J, 2020 and 4933.....
33930	3475	Face Plate with 10136.....
33931	—	Face Plate with Tension Releaser com- plete, Nos. 106D, 10135, 33930 and 33932.....

NO.	PLATE	NAME
190d	540	Face Plate Screw.....
15676	3400	Feed Eccentric with two 448c.....
15677	3400	" " Collar with two 448c.....
448c	540	" " " Set Screw.....
15678	3400	" " Connection with 1012E...
1012E	586	" " " Adjusting Screw.....
448c	540	Feed Eccentric Set Screw.....
15679	3400	" Ratchet Pawl with 2974.....
33d	585	" " " Hinge Screw.....
15680	3400	" " " Spring.....
2974	5500	" " " Pin.....
15681	3400	" " Retaining Pawl with 2974..
33d	585	" " " Hinge Screw
15682	3400	" " " Spring.....
2974	5500	" " " Pin..
15683	3400	" " Wheel.....
7958	3468	" " " Pin.....
15684	3400	" Regulator with 2974.....
986c	3457	" " Adjusting Screw.....
15685	3400	" " " Sleeve
1538d	586	" " " Thumb Nut.....
6312	3448	Feed Regulator Adjusting Screw Thumb Nut Washer.....
15686	3400	Feed Wheel.....
15752	—	Feed Wheel complete, Nos. 428c, 986c, 1538d, 6312, 15679 to 15689, 15691, 15692, 33992, two 33d and three 7958..
7958	3468	Feed Wheel Pin.....
15687	595	" " Shaft.....
15688	3400	" " " Collar.....
7958	3468	" " " Pin.....
15689	596	" " " Frame with 2974.....
33992	3465	" " " " Bracket with 462c.....
161d	540	Feed Wheel Shaft Frame Bracket Screw..
15691	3400	" " " " Connection.....
428c	585	" " " " " Hinge Screw.....
2269	583	Feed Wheel Shaft Frame Connection Pin
15692	596	" " " " Hinge Pin.....
462c	5500	" " " " " " Set Screw.....
7652	552	Needle Bar with 15588.....
15721	—	Needle Bar complete, Nos. 665j, 7287, 7288, 7652 and 15537.....

NO.	PLATE	NAME
7283	569	Needle Bar Connecting Link with 1012E..
1012E	586	" " " " Adjusting Screw.....
380c	541	Needle Bar Connecting Link Hinge Screw
1520E	541	" " " " " "
		Nut.....
7284	571	Needle Bar Connecting Stud with 453c...
453c	540	" " " " Set Screw...
7291	552	" " Frame with 620c.....
33949	3473	" " " Cam and Bevel Gear (36 teeth).....
33950	—	Needle Bar Frame Cam and Bevel Gear 33949 with 15c.....
7290	551	Needle Bar Frame Cam and Bevel Gear Cover.....
190d	540	Needle Bar Frame Cam and Bevel Gear Cover Screw..
15c	584	Needle Bar Frame Cam and Bevel Gear Screw.....
33970	3474	Needle Bar Frame Driving Bevel Pinion (18 teeth) with two 453c.....
453c	540	Needle Bar Frame Driving Bevel Pinion Set Screw.....
7293	552	Needle Bar Frame Pitman.....
646f	585	" " " " Hinge Screw...
7294	571	" " " " " Stud...
620c	586	" " " " " " Stop Screw.....
7295	552	Needle Bar Frame Regulator with 1820..
549c	585	" " " " Adjusting Screw Stud.....
7070	573	Needle Bar Frame Regulator Adjusting Screw Stud Sleeve.....
226j	585	Needle Bar Frame Regulator Adjusting Screw Stud Stop Screw (lower).....
226j	585	Needle Bar Frame Regulator Adjusting Screw Stud Stop Screw (upper).....
1589d	3468	Needle Bar Frame Regulator Adjusting Screw Stud Thumb Nut.....
1820	586	Needle Bar Frame Regulator Roller and Stud.....
33948	3474	Needle Bar Frame Regulator Shaft.....
6533	573	" " " " Collar with 460c.....
460c	584	Needle Bar Frame Regulator Shaft Collar Set Screw.....
7298	583	Needle Bar Frame Regulator Shaft Pin..

NO.	PLATE	NAME
577C	585	Needle Bar Frame Screw Centre (lower)
1517E	586	" " " " " "
		Nut.....
673F	585	Needle Bar Frame Screw Centre (upper)
1517D	586	" " " " " "
		Nut.....
7287	573	Needle Clamp with 196F.....
196F	540	" " Screw.....
7288	573	" " Thread Guide.....
665J	585	" " " " Screw.....
7528	572	" Hole Strip.....
401E	584	" " " " Screw.....
15588	583	" Stop Pin.....
14031	552	Oscillating Rock Shaft with 4784.....
14856	571	" " " Crank with 735c..
2049	583	" " " " Pin.....
735c	586	" " " " Set Screw..
4784	3468	" " " Oil Pad.....
7317	552	" Shaft.....
7318	571	" " Crank with 735c and 1813.....
2049	583	Oscillating Shaft Crank Pin.....
1813	541	" " " " Roller and Stud..
735c	586	" " " " Set Screw.....
15693	595	Presser Bar.....
2062	553	" " Lifter.....
36c	540	" " " " Screw.....
2308	566	" " Spring.....
7300	571	" " " Bracket with 740c....
740c	585	" " " " Set Screw....
2070	573	" " " Washer.....
263E	541	Pressure Regulating Thumb Screw.....
2996	5500	Shuttle Bobbin.....
33941	—	" " Case.....
15141	—	" " " Hinge, Nos. 2973, 2974 and 15140.....
15140	5500	Shuttle Bobbin Case Latch.....
2973	5500	" " " " Lever.....
2974	5500	" " " " Fulcrum Pin.....
2975	5500	Shuttle Bobbin Case Latch Spring.....
592E	5500	" " " " Stop Screw...
*7553	5500	" " " " Position Finger.....
2523	5500	" " " " Rivet.....
33993	3463	" " " " Plate.....
391J	584	" " " " " Screw

NO.	PLATE	NAME
33942	3474	Shuttle Bobbin Case complete, Nos. 591F, 592E, 2523, 2975, 7553, 15141, 15278 and 33941.....
15728	5500	Shuttle Body.....
591F	5500	" Tension Regulating Screw.....
15278	3474	" " Spring.....
15729	5500	Shuttle, 1 $\frac{1}{8}$ in. diam., Nos. 2996, 15728 and 33942.....
*15730	—	Shuttle Driver.....
15731	5500	" " 15730 with two 462c.....
2049	583	" " Pin.....
462c	5500	" " Set Screw.....
7494	555	" Pitman with two 7320 and four 196D.....
*7320	—	Shuttle Pitman Cap.....
196D	540	" " " " Screw.....
777c	541	" " Connecting Ball Joint Screw
1519E	541	" " " " " "
		Screw Nut.....
14832	562	Shuttle Pitman Crank Wheel with 435c and 743c.....
743c	540	Shuttle Pitman Crank Wheel Position Screw
435c	540	" " " " Set Screw.....
14049	554	" Race Back.....
2532	583	" " " Position Pin.....
2533	554	" " " Spring.....
648D	540	" " " " Screw.....
33943	—	" " Body.....
33944	—	" " " 33943 with 7326 and two 662D.....
33945	—	Shuttle Race Body 33944 with two 2532..
33946	—	" " " 33945 with 33993 and two 391J.....
33947	3475	Shuttle Race complete, Nos. 648D, 2533, 14049 and 33946.....
7326	554	Shuttle Race Cap.....
662c	540	" " " " Screw.....
145F	540	" " " " Screw.....
7593	551	" " Bracket.....
7596	—	Shuttle Race Bracket complete, Nos. 7317, 7318, 7593, 14031, 14856, 15730 and three 2049.....
14051	566	Shuttle Race Bracket Adjusting Slide
219F	540	" " " " " "
		Screw.....
14105	3424	Shuttle Race Bracket Adjusting Slide Steady Pin.....

NO.	PLATE	NAME
135d	585	Shuttle Race Bracket Screw.....
2102	569	Tension Disc.....
1560c	541	" Regulating Thumb Nut.....
33932	3474	" Releaser with 10136.....
106d	584	" " Hinge Screw.....
10135	3474	" " Spring.....
10136	3474	" " Hook.....
413c	586	" Screw Stud.....
33892	—	" " 413c with 1560c.....
2103	569	" Spring (heavy).....
8238	592	" " (light).....
7332	569	" Thread Guard.....
7331	—	Tension complete, Nos. 2103, 7335, 7336, 33892 and two 2102.....
33899	—	Tension complete, Nos. 7335, 7336, 8238, 33892 and two 2102.....
2112	583	Thread Retaining Disc with 2113.....
2113	583	" " " Steady Pin.....
2114	583	" " Spring.....
2115	583	" " Stud.....
460c	584	" " Set Screw.....
2111	583	Thread Retainer Guide complete, Nos. 2112, 2114 and 2115.....
*33903	—	Thread Take-up Cam.....
7562	553	" " " 33903 with 448c...
2117	583	" " " Pin.....
448c	540	" " Set Screw.....
*7334	553	" " Lever with 1822.....
33850	—	" " 7334 with 79c....
79c	540	" " Hinge Screw.....
1822	541	" " Roller and Stud..
7335	573	" " Spring.....
7336	569	" " Regulator.....
446c	540	" " Set Screw
7529	579	Throat Plate.....
50231F	3468	" " Screw.....
7542	2437	Drip Pan (power table) with five 1 in. wire nails.....

MACHINE No. 32-49

FOR OVERSEAM OR ZIGZAG STITCHING IN FELT PADS OR OTHER THICK FABRICS. HAS TENSION RELEASER, GUIDE, KNEE LIFTER, UPPER AND LOWER FEED AND ALTERNATING PRESSERS.

This Machine is the same as No. 32-45, with the following exceptions:

NO.	PLATE	NAME
15698	3403	Feed (upper) Dog, in place of 15562 and 15724.....
172F	3457	Feed (upper) Dog Screw, in place of 193F.....
6312	3448	" " " " Washer.....
15699	595	" " Lifting Bar, in place of 15566.....
15701	3401	Needle Bar Connecting Link with 1012E, in place of 7283.....
15979	3402	Shuttle Body, in place of 15728.....
15980	3402	Shuttle, 1½ in. diam., Nos. 2996, 15727, 15979 and 33942, in place of 15729....
15703	597	Thread Take-up Cam with 448c, in place of 7562.....
*15704	597	Thread Take-up Lever with 1822, in place of 7334.....
33850	—	Thread Take-up Lever 15704 with 79c, in place of 33850.....

LIST OF PARTS COMPLETE

FOR

MACHINE No. 32-51

ORNAMENTAL STITCH. FOR MAKING NARROW TUCKS WHICH ARE TIED AT EVERY THIRD STITCH BY A CROSS THREAD, GIVING THE TUCKS A SCALLOPED EFFECT. THIN FABRICS SHOULD BE STITCHED ON THE DIAGONAL OR BIAS ONLY. FOR LADIES' NECKWEAR, SHIRTWAISTS, MUSLIN UNDERWEAR, INFANTS' CAPS, ETC.

OBSOLETE

NO.	PLATE	NAME
*15550	—	Arm with 122d, 283d and 7670.....
2002	583	" Dowel Pin.....
123e	540	" Screw.....
7669	3447	" Shaft (horizontal).....
33875	3465	" " " Gear (24 teeth) with 458c.....
2117	583	Arm Shaft (horizontal) Gear Pin.....
458c	584	" " " " Set Screw....
144d	540	" " " " Screw.....
7254	551	" " (upright).....
7599	571	" " " Collar with 462c...
2117	583	" " " " Pin.....
462c	5500	" " " " Set Screw...
33876	3465	" " " " Gear (24 teeth) with 449c.....
2117	583	Arm Shaft (upright) Gear Pin.....
449c	586	" " " " Set Screw....
15783	3423	" " " " Lower Bearing Oil Tube.....
7387	564	Arm Shaft (upright) Pinion (20 teeth) with two 456c.....
456c	584	Arm Shaft (upright) Pinion Set Screw....
*7670	—	" Side Plate.....
122d	3457	" " " " Screw.....
283d	586	" " " " Thumb Screw.....
7559	566	" Spool Pin (horizontal).....
7370	551	Balance Wheel, 2¼ in. pulley, with two 448c.....

NO.	PLATE	NAME
2862	551	Balance Wheel, 3 in. pulley, for 3022
448c	540	" " " Set Screw.....
*7258	—	Bed.....
7259	553	" Leg.....
145e	540	" " " Screw.....
256j	554	Clamp Stop Motion Clamp Screw.....
248A	540	" " " " Stop Screw...
2020	554	" " " " Washer.....
*3023	—	" " " " Flanged Bushing...
4933	554	" " " " " " 3023 with two 462c.....
2022	583	Clamp Stop Motion Flanged Bushing Pin
462c	5500	" " " " " " Set Screw.....
3022	—	Clamp Stop Motion complete, Nos. 248A, 256j, 2020 and 4933.....
33930	3475	Face Plate with 10136.....
33931	—	Face Plate with Tension Releaser com- plete, Nos. 106d, 10135, 33930 and 33932
190d	540	Face Plate Screw.....
7267	552	Feed Bar.....
313c	540	" " " " Screw Centre.....
56813	—	" " " " " 313c with 1519j..
1519j	541	" " " " " Nut.....
7268	571	" " " " " Spring.....
15757	3431	" Bell Crank with 1906 and 7278....
1887	—	" " " " Roller and Screw Stud
1906	3457	" " " " " " " "
1520e	541	1887 with 1520e and 14017.....
14017	3424	Feed Bell Crank Roller and Screw Stud Nut.....
674d	584	Feed Bell Crank Roller and Screw Stud Nut Washer.....
7278	573	Feed Bell Crank Screw.....
15763	598	" " " " Socket Joint.....
675d	584	" " " " " Screw.....
15764	3410	" " " " " Dog.....
50231r	3468	" " " " " Screw.....
7659	564	" " " " " Gear (intermediate) 30 teeth.....
7660	564	" " " " " 40 teeth.....
7391	564	" " " " " 7659 with 7660
7392	554	" " " " " Bracket.....
7393	586	" " " " " Pin.....
676d	585	" " " " " " Screw..
14d	584	" " " " " " Screw.....

NO.	PLATE	NAME
1560c	541	Tension Regulating Thumb Nut.....
33932	3474	" Releaser with 10136.....
106d	584	" " Hinge Screw.....
10135	3474	" " Spring.....
10136	3474	" " " Hook.....
413c	586	" Screw Stud.....
33892	—	" " " 413c with 1560c.....
2103	569	" Spring (heavy).....
8238	592	" " (light).....
7332	569	" Thread Guard.....
7331	—	Tension complete, Nos. 2103, 7335, 7336, 33892 and two 2102.....
33899	—	Tension complete, Nos. 7335, 7336, 8238, 33892 and two 2102.....
1089f	3457	Thread Nipper Body.....
7640	569	" " Cam with two 453c.....
453c	540	" " " Set Screw.....
15770	3401	" " Cap.....
9540	569	" " Spring.....
848f	569	" " Stud.....
9541	592	" " Plug (fibre).....
7671	583	" " Thread Eyelet (double)...
330d	540	" " " Screw.....
15771	3401	Thread Nipper complete, Nos. 848f, 1089f, 9540, 9541 and 15770.....
2112	583	Thread Retaining Disc with 2113.....
2113	583	" " " Steady Pin.....
2114	583	" " Spring.....
2115	583	" " Stud.....
460c	584	" " " Set Screw.....
2111	583	Thread Retainer Guide complete, Nos. 2112, 2114 and 2115.....
*33903	—	Thread Take-up Cam.....
7562	553	" " " 33903 with 448c....
2117	583	" " " Pin.....
448c	540	" " " Set Screw.....
*7334	553	" " Lever with 1822.....
33850	—	" " " 7334 with 79c....
79c	540	" " " Hinge Screw.....
1822	541	" " " Roller and Stud..
7335	573	" " Spring.....
7336	569	" " " Regulator.....
446c	540	" " " " Set Screw
15772	3410	Throat Plate for 15764.....
50231f	3468	" " Screw.....
7542	2437	Drip Pan (power table) with five 1 in. wire nails.....

LIST OF PARTS COMPLETE
FOR
MACHINE No. 32-52
ORNAMENTAL STITCH No. 28

NO.	PLATE	NAME
*7413	—	Arm with 122d, 283d and 7670.....
2002	583	" Dowel Pin.....
123e	540	" Screw.....
7669	3447	" Shaft (horizontal).....
33875	3465	" " " Gear (24 teeth) with 458c.....
2117	583	Arm Shaft (horizontal) Gear Pin.....
458c	584	" " " " Set Screw...
144d	540	" " " Screw.....
7254	551	" " (upright).....
7599	571	" " " Collar with 462c...
2117	583	" " " " Pin.....
462c	5500	" " " " Set Screw...
33876	3465	" " " Gear (24 teeth) with 449c.....
2117	583	Arm Shaft (upright) Gear Pin.....
449c	586	" " " " Set Screw....
15783	3423	" " " Lower Bearing Oil Tube.....
7387	564	Arm Shaft (upright) Pinion (20 teeth) with two 456c.....
456c	584	Arm Shaft (upright) Pinion Set Screw...
*7670	—	" Side Plate.....
122d	3457	" " " Screw.....
283d	586	" " " Thumb Screw.....
7559	566	" Spool Pin (horizontal).....
7370	551	Balance Wheel, 2¾ in. pulley, with two 448c.....
2862	551	Balance Wheel, 3 in. pulley, for 3022....
448c	540	" " " Set Screw.....
*7258	—	Bed.....
7259	553	" Leg.....
145e	540	" " Screw.....
256j	554	Clamp Stop Motion Clamp Screw.....
248a	540	" " " " Stop Screw...
2020	554	" " " " Washer.....
*3023	—	" " " Flanged Bushing....
4933	554	" " " " " 3023 with two 462c.....

NO.	PLATE	NAME
2022	583	Clamp Stop Motion Flanged Bushing Pin
462c	5500	" " " " " " Set Screw.....
3022	—	Clamp Stop Motion complete, Nos. 248A, 256J, 2020 and 4933.....
33930	3475	Face Plate with 10136.....
33931	—	Face Plate with Tension Releaser complete, Nos. 106d, 10135, 33930 and 33932
190D	540	Face Plate Screw.....
7267	552	Feed Bar.....
313c	540	" " Screw Centre.....
56813	—	" " " " 313c with 1519J.....
1519J	541	" " " " Nut.....
7268	571	" " Spring.....
15757	3431	" Bell Crank with 1906 and 7278.....
1887	—	" " " Roller and Screw Stud
1906	3457	" " " " " " " " 1887 with 1520E and 14017.....
1520E	541	Feed Bell Crank Roller and Screw Stud Nut.....
14017	3424	Feed Bell Crank Roller and Screw Stud Nut Washer.....
674D	584	Feed Bell Crank Screw.....
7278	573	" " " Socket Joint.....
15759	598	" Cam Gear 60 teeth.....
675D	584	" " " Screw.....
7390	579	" Dog.....
50231F	3468	" " Screw.....
7394	554	" Raising Bar with 7397.....
7276	571	" " " Cap.....
159F	540	" " " " Screw.....
7395	554	" " " Connection.....
7396	564	" " " " Cam with two 446c.....
446c	540	Feed Raising Bar Connection Cam Set Screw.....
7397	583	Feed Raising Bar Stud.....
7277	571	" " Cam.....
190D	540	" " " Screw.....
7071	573	" " " " Washer.....
7836	3456	" Regulator with 7278.....
7281	569	" " Cap.....
183F	540	" " " Screw.....
7278	573	" " Socket Joint.....
271D	540	" " Thumb Screw.....
7279	552	" Rock Shaft.....
307c	540	" " " Screw Centre.....

NO.	PLATE	NAME
56814	—	Feed Rock Shaft Screw Centre 307c with 1513J.....
1513J	541	Feed Rock Shaft Screw Centre Nut.....
25866	3461	Guide.....
286D	540	" Thumb Screw.....
14272	3449	Needle Bar with 857H.....
7283	569	" " Connecting Link with 1012E
1012E	586	" " " " Adjusting Screw.....
380c	541	Needle Bar Connecting Link Hinge Screw
1520E	541	" " " " " " " " Nut.....
7284	571	Needle Bar Connecting Stud with 453c...
453c	540A	" " " " " Set Screw...
7291	552	" " Frame with 620c.....
15620	562	" " " Cam.....
33815	—	Needle Bar Frame Cam complete, Nos. 108F, 15620 and 15639.....
7290	551	Needle Bar Frame Cam Cover.....
190D	540	" " " " " " Screw.....
180F	586	" " " " " Screw.....
7416	567	" " " Driving Cam with two 448c.....
7418	567	Needle Bar Frame Driving Cam Connecting Link.....
50076D	3457	Needle Bar Frame Driving Cam Connecting Link Screw (lever end).....
907D	584	Needle Bar Frame Driving Cam Connecting Link Screw (slide end).....
15638	591	Needle Bar Frame Driving Cam Connecting Link Slide.....
7417	567	Needle Bar Frame Driving Cam Lever with 1819.....
21D	584	Needle Bar Frame Driving Cam Lever Hinge Screw.....
1819	541	Needle Bar Frame Driving Cam Lever Roller and Stud.....
448c	540	Needle Bar Frame Driving Cam Set Screw
15639	591	" " " " Ratchet Wheel (18 teeth).....
15c	584	Needle Bar Frame Driving Ratchet Wheel Screw.....
15640	591	Needle Bar Frame Driving Ratchet Wheel Shifter with 1963.....
836D	584	Needle Bar Frame Driving Ratchet Wheel Shifter Hinge Screw.....

NO.	PLATE	NAME
1963	586	Needle Bar Frame Driving Ratchet Wheel Shifter Roller and Stud.....
15641	591	Needle Bar Frame Driving Ratchet Wheel Stop.....
21D	584	Needle Bar Frame Driving Ratchet Wheel Stop Hinge Screw.....
7293	552	Needle Bar Frame Pitman.....
646F	585	" " " " Hinge Screw..
7294	571	" " " " Stud...
620c	586	" " " " " " Stop Screw.....
7295	552	Needle Bar Frame Regulator with 1820..
549c	585	" " " " Adjusting Screw Stud.....
7070	573	Needle Bar Frame Regulator Adjusting Screw Stud Sleeve.....
226J	585	Needle Bar Frame Regulator Adjusting Screw Stud Stop Screw (lower).....
226J	585	Needle Bar Frame Regulator Adjusting Screw Stud Stop Screw (upper).....
1589D	3468	Needle Bar Frame Regulator Adjusting Screw Stud Thumb Nut.....
1820	586	Needle Bar Frame Regulator Roller and Stud.....
33948	3474	Needle Bar Frame Regulator Shaft.....
6533	573	" " " " " Collar with 460c.....
460c	584	Needle Bar Frame Regulator Shaft Collar Set Screw.....
7298	583	Needle Bar Frame Regulator Shaft Pin...
577c	585	" " " " Screw Centre (lower)
1517E	586	" " " " " " " Nut.....
673F	585	Needle Bar Frame Screw Centre (upper)
1517D	586	" " " " " " " Nut.....
7713	573	Needle Bar Thread Guard.....
240D	585	" " " " " Screw.....
857H	586	" " " " " Set Screw.....
14031	552	Oscillating Rock Shaft with 4784.....
14856	571	" " " " Crank with 735c..
2049	583	" " " " " Pin.....
735c	586	" " " " " Set Screw..
4784	3468	" " " " Oil Pad.....
7317	552	" " Shaft.....
7318	571	" " Crank with 735c and 1813.....

NO.	PLATE	NAME
2049	583	Oscillating Shaft Crank Pin.....
1813	541	" " " Roller and Stud
735c	586	" " " Set Screw.....
7299	552	Presser Bar.....
2062	553	" " Lifter.....
36c	540	" " " Screw.....
8399	566	" " Spring.....
7300	571	" " " Bracket with 740c....
740c	585	" " " " Set Screw....
2070	573	" " " Washer.....
7401	573	" " Foot Hinge Pin.....
15826	—	" " Plate.....
7400	—	" " Shank.....
15827	3406	Presser Foot (hinged) complete for 7390, Nos. 7400, 7401 and 15826.....
176D	586	Presser Foot Screw.....
263E	541	Pressure Regulating Thumb Screw.....
2996	5500	Shuttle Bobbin.....
33941	—	" " Case.....
15141	—	" " " Hinge, Nos. 2973, 2974 and 15140.....
15140	5500	Shuttle Bobbin Case Latch.....
2973	5500	" " " " Lever.....
2974	5500	" " " " " Fulcrum Pin.....
2975	5500	Shuttle Bobbin Case Latch Spring.....
592E	5500	" " " " Stop Screw..
*7553	5500	" " " " Position Finger....
2523	5500	" " " " " Rivet
33993	3463	" " " " " Plate.....
391J	584	" " " " " Screw
33942	3474	Shuttle Bobbin Case complete, Nos. 591F, 592E, 2523, 2975, 7553, 15141, 15278 and 33941.....
15728	5500	Shuttle Body.....
591F	5500	" Tension Regulating Screw.....
15278	3474	" " Spring.....
15729	5500	Shuttle, 1 1/4 in. diam., Nos. 2996, 15728 and 33942.....
*15730	—	Shuttle Driver.....
15731	5500	" " 15730 with two 462c.....
2049	583	" " Pin.....
462c	5500	" " Set Screw.....
7319	551	" Pitman with 44361, 49308 and four 187D.....
*44361	—	Shuttle Pitman Cap (left).....
187D	3468	" " " " Screw.....

NO.	PLATE	NAME
*49308	—	Shuttle Pitman Cap (right).....
187D	3468	“ “ “ “ Screw.....
777C	541	“ “ “ “ ConnectingBallJointScrew
1519E	541	“ “ “ “ “ “
		Nut.....
7595	552	Shuttle Pitman Crank Wheel with 435c and 743c.....
743c	540	Shuttle Pitman Crank Wheel Position Screw.....
435c	540	Shuttle Pitman Crank Wheel Set Screw..
14049	554	“ Race Back.....
2532	583	“ “ “ Position Pin.....
2533	554	“ “ “ Spring.....
648D	540	“ “ “ “ Screw.....
33943	—	“ “ Body.....
33944	—	“ “ “ 33943 with 7326 and two 662D.....
33945	—	Shuttle Race Body 33944 with two 2532..
33946	—	“ “ “ 33945 with 33993 and two 391J.....
33947-	3475	Shuttle Race complete, Nos. 648D, 2533, 14049 and 33946.....
7326	554	Shuttle Race Cap.....
662D	540	“ “ “ Screw.....
145F	540	“ “ “ Screw.....
7593	551	“ “ Bracket.....
7596	—	Shuttle Race Bracket complete, Nos. 7317, 7318, 7593, 14031, 14856, 15730 and three 2049.....
14051	566	Shuttle Race Bracket Adjusting Slide
219F	540	“ “ “ “ “
		Screw.....
14105	3424	Shuttle Race Bracket Adjusting Slide Steady Pin.....
135D	585	Shuttle Race Bracket Screw.....
2102	569	Tension Disc.....
1560C	541	“ Regulating Thumb Nut.....
33932	3474	“ Releaser with 10136.....
106D	584	“ “ Hinge Screw.....
10135	3474	“ “ Spring.....
10136	3474	“ “ “ Hook.....
413C	586	“ Screw Stud.....
33892	—	“ “ “ 413c with 1560c.....
2103	569	“ Spring (heavy).....
8238	592	“ “ (light).....
7332	569	“ Thread Guard.....

NO.	PLATE	NAME
7331	—	Tension complete, Nos. 2103, 7335, 7336, 33892 and two 2102.....
33899	—	Tension complete, Nos. 7335, 7336, 8238, 33892 and two 2102.....
1089F	3457	Thread Nipper Body.....
7640	569	“ “ Cam with two 453c.....
453C	540	“ “ “ Set Screw.....
15770	3401	“ “ Cap.....
9540	569	“ “ Spring.....
848F	569	“ “ Stud.....
9541	592	“ “ “ Plug (fibre).....
7671	583	“ “ Thread Eyelet (double)..
330D	540	“ “ “ “ Screw.....
15771	3401	Thread Nipper complete, Nos. 848F, 1089F, 9540, 9541 and 15770.....
2112	583	Thread Retaining Disc with 2113.....
2113	583	“ “ “ Steady Pin.....
2114	583	“ “ Spring.....
2115	583	“ “ Stud.....
460C	584	“ “ “ Set Screw.....
2111	583	Thread Retainer Guide complete, Nos. 2112, 2114 and 2115.....
*33903	—	Thread Take-up Cam.....
7562	553	“ “ “ 33903 with 448c...
2117	583	“ “ “ Pin.....
448C	540	“ “ “ Set Screw.....
*7334	553	“ “ Lever with 1822.....
33850	—	“ “ “ 7334 with 79c....
79C	540	“ “ “ Hinge Screw.....
1822	541	“ “ “ Roller and Stud..
7335	573	“ “ Spring.....
7336	569	“ “ “ Regulator.....
446C	540	“ “ “ “ Set Screw
7404	579	Throat Plate, large needle hole, for 7390..
7405	—	“ “ small needle hole, for 7390..
50231F	3468	“ “ Screw.....
7542	2437	Drip Pan (power table) with five 1 in. wire nails.....

LIST OF PARTS COMPLETE

FOR

MACHINE No. 32-53

FOR SMOCKING; HAS ADJUSTABLE WORK-
HOLDING AND PLAIT-FORMING DEVICE AND
AUTOMATIC STOP.

OBSOLETE

NO.	PLATE	NAME
*15920	—	Arm with 283D and 15565.....
2002	583	" Dowel Pin.....
123E	540	" Screw.....
15921	3429	" Shaft (horizontal).....
33875	3465	" " " Gear (24 teeth) with 458c.....
2117	583	Arm Shaft (horizontal) Gear Pin.....
458c	584	" " " " Set Screw....
15517	551	" " (upright).....
7599	571	" " " Collar with 462c...
2117	583	" " " " Pin.....
462c	5500	" " " " Set Screw....
33876	3465	" " " Gear (24 teeth) with 449c.....
2117	583	Arm Shaft (upright) Gear Pin.....
449c	586	" " " " Set Screw....
15783	3423	" " " Lower Bearing Oil Tube.....
*15565	—	Arm Side Plate.....
283D	586	" " " Thumb Screw.....
12403	583	" Spool Pin and Thread Eyelet.....
8879	3401	" " " Washer (cloth).....
*33816	—	Bed.....
7259	553	" Leg.....
145E	540	" " Screw.....
15923	3429	Belt Shifter.....
1255D	3457	" " Screw.....
33930	3475	Face Plate with 10136.....
33931	—	Face Plate with Tension Releaser com- plete, Nos. 106D, 10135, 33930 and 33932.....
190D	540	Face Plate Screw.....
7712	555	Needle Bar with 857H.....

NO.	PLATE	NAME
7283	569	Needle Bar Connecting Link with 1012E
1012E	586	" " " " Adjusting Screw.....
380c	541	Needle Bar Connecting Link Hinge Screw
1520E	541	" " " " " "
		Nut.....
7366	569	Needle Bar Connecting Stud.....
7641	555	" " Frame with 620c.....
33949	3473	" " " Cam and Bevel Gear (36 teeth).....
33950	—	Needle Bar Frame Cam and Bevel Gear 33949 with 15c.....
7290	551	Needle Bar Frame Cam and Bevel Gear Cover.....
190D	540	Needle Bar Frame Cam and Bevel Gear Cover Screw.....
15c	584	Needle Bar Frame Cam and Bevel Gear Screw.....
33970	3474	Needle Bar Frame Driving Bevel Pinion (18 teeth) with two 453c.....
453c	540	Needle Bar Frame Driving Bevel Pinion Set Screw.....
15767	595	Needle Bar Frame Pitman Connection (hinge stud end).....
15787	595	Needle Bar Frame Pitman Connection (regulator end).....
203F	3476	Needle Bar Frame Pitman Connection Screw.....
15768	595	Needle Bar Frame Pitman (adjustable) complete, Nos. 15767, 15787 and two 203F.....
646F	585	Needle Bar Frame Pitman Hinge Screw
7294	571	" " " " " Stud
620c	586	" " " " " "
		Stop Screw.....
15924	3430	Needle Bar Frame Regulator with 1820..
549c	585	" " " " Adjusting Screw Stud.....
7070	573	Needle Bar Frame Regulator Adjusting Screw Stud Sleeve.....
226J	585	Needle Bar Frame Regulator Adjusting Screw Stud Stop Screw (lower).....
233J	585	Needle Bar Frame Regulator Adjusting Screw Stud Stop Screw (upper).....
1589D	3468	Needle Bar Frame Regulator Adjusting Screw Stud Thumb Nut.....

NO.	PLATE	NAME
1820	586	Needle Bar Frame Regulator Roller and Stud.....
33948	3474	Needle Bar Frame Regulator Shaft.....
6533	573	" " " " " Collar with 460c.....
460c	584	Needle Bar Frame Regulator Shaft Collar Set Screw.....
7298	583	Needle Bar Frame Regulator Shaft Pin...
577c	585	" " " " " Screw Centre (lower)
1517E	586	" " " " " " " " " Nut.....
673F	585	Needle Bar Frame Screw Centre (upper)
1517D	586	" " " " " " " " " Nut.....
7349	569	Needle Bar Guide with 453c.....
453c	540	" " " " " Set Screw.....
7713	573	" " " " " Thread Guard.....
662D	540	" " " " " Screw.....
857H	586	" " " " " Set Screw.....
14031	552	Oscillating Rock Shaft with 4784.....
14856	571	" " " " " Crank with 735c..
2049	583	" " " " " Pin.....
735c	586	" " " " " Set Screw..
4784	3468	" " " " " Oil Pad.....
7317	552	" " " " " Shaft.....
7318	571	" " " " " Crank with 735c and 1813.....
2049	583	Oscillating Shaft Crank Pin.....
1813	541	" " " " " Roller and Stud..
735c	586	" " " " " Set Screw.....
7526	563	Presser Bar.....
2062	553	" " " " " Lifter.....
36c	540	" " " " " Screw.....
15925	3430	" " " " " Lifting Bell Crank.....
7695	555	" " " " " Connecting Rod.....
1514c	586	Presser Bar Lifting Bell Crank Connecting Rod Nut.....
1514c	586	Presser Bar Lifting Bell Crank Connecting Rod Lock Nut.....
25D	584	Presser Bar Lifting Bell Crank Hinge Screw.....
8399	566	Presser Bar Spring.....
7693	568	" " " " " Bracket with 740c....
740c	585	" " " " " Set Screw....
2070	573	" " " " " Washer.....
263D	541	Pressure Regulating Thumb Screw.....

NO.	PLATE	NAME
63975	3475	Pulley (loose) 2 7/8 in. diam.....
17848	3429	" " " " " Bushing.....
2269	583	" " " " " Position Pin.....
1202R	3457	" " " " " Cap Screw.....
17942	3447	" (tight) 2 7/8 in. diam., with 2269...
3012	3448	" " " " " Pin.....
17955	—	Pulleys complete, Nos. 1202R, 1206c, 17848, 17854, 17942 and 63975.....
2996	5500	Shuttle Bobbin.....
33941	—	" " " " " Case.....
15141	—	Shuttle Bobbin Case Hinge, Nos. 2973, 2974 and 15140.....
15140	5500	Shuttle Bobbin Case Latch.....
2973	5500	" " " " " Lever.....
2974	5500	" " " " " Fulcrum Pin.....
2975	5500	Shuttle Bobbin Case Latch Spring.....
592E	5500	" " " " " Stop Screw...
*7553	5500	" " " " " Position Finger.....
2523	5500	" " " " " Rivet.....
33993	3463	" " " " " Plate.....
391J	584	" " " " " Screw.....
33942	3474	Shuttle Bobbin Case complete, Nos. 591F, 592E, 2523, 2975, 7553, 15141, 15278 and 33941.....
15728	5500	Shuttle Body.....
591F	5500	" Tension Regulating Screw.....
15278	3474	" " " " " Spring.....
15729	5500	Shuttle, 1 1/4 in. diam., Nos. 2996, 15728 and 33942.....
*15730	—	Shuttle Driver.....
15731	5500	" " " " " 15730 with two 462c.....
2049	583	" " " " " Pin.....
462c	5500	" " " " " Set Screw.....
7319	551	" Pitman with 44361, 49308 and four 187D.....
*44361	—	Shuttle Pitman Cap (left).....
187D	3468	" " " " " Screw.....
*49308	—	" " " " " (right).....
187D	3468	" " " " " Screw.....
777c	541	" " " " " Connecting Ball Joint Screw.....
1519E	541	" " " " " " " " " Nut.....
7595	552	Shuttle Pitman Crank Wheel with 435c and 743c.....
743c	540	Shuttle Pitman Crank Wheel Position Screw.....

NO.	PLATE	NAME
910c	586	Smocking Rack Set Screw (left).....
453c	540	" " " " (right).....
15956	3432	" Sliding Rod.....
15957	3432	" " Bracket (left) with four 910c.....
15958	3429	Smocking Sliding Rod Bracket (right) with two 453c.....
910c	586	Smocking Sliding Rod Set Screw (left)...
453c	540	" " " " (right).....
15959	3432	" Smoothing Bar with two 2273..
106d	584	" " " Screw.....
22265	3448	" " " Spring.....
2273	583	" " " " Pin....
337d	584	" " " " Screw..
15960	3431	" " " Support.....
220d	584	" " " " Screw
15961	3432	" Support Plate.....
15962	3433	" " " Arm with 291f..
291f	3457	" " " " ThumbScrew
15963	3432	" " Plate Rod.....
15964	3433	" " " Bracketwith 291f.....
190d	540	Smocking Support Plate Rod Bracket Screw.....
291f	3457	Smocking Support Plate Rod Bracket Thumb Screw.....
405d	584	Smocking Support Plate Screw.....
17853	3429	Starting Lever.....
1262c	3457	" " Hinge Screw.....
1662c	586	" " " " Nut.....
15541	568	Stitch Ratchet Wheel with 2269 and 15512 for 18 stitches.....
33807	3459	Stitch Ratchet Wheel with two each 2269 and 15512, for 9 stitches.....
15965	3430	Stitch Ratchet Wheel with three each 2269 and 15512, for 6 stitches.....
15507	562	Stitch Ratchet Wheel Driving Cam with two 435c.....
435c	540	Stitch Ratchet Wheel Driving Cam Set Screw.....
15508	568	Stitch Ratchet Wheel Driving Pawl.....
15509	568	" " " " " Spring
207f	585	" " " " " " Spring Screw for bed.....
102d	586	Stitch Ratchet Wheel Driving Pawl Spring Screw for pawl.....

NO.	PLATE	NAME
15510	568	Stitch Ratchet Wheel Retaining Pawl
81d	586	" " " " " "
		Hinge Screw.....
15511	568	Stitch Ratchet Wheel Retaining Pawl Spring.....
226j	585	Stitch Ratchet Wheel Retaining Pawl Spring Screw.....
64d	586	Stitch Ratchet Wheel Screw.....
15748	595	" " " Tripping Lever....
15750	—	Stitch Ratchet Wheel Tripping Lever com- plete, Nos. 15748, 15749 and two 185H
584d	585	Stitch Ratchet Wheel Tripping Lever Hinge Screw.....
15514	568	Stitch Ratchet Wheel Tripping Lever Spring.....
82d	586	Stitch Ratchet Wheel Tripping Lever Spring Screw.....
15749	3401	Stitch Ratchet Wheel Tripping Lever Wearing Block.....
185H	540	Stitch Ratchet Wheel Tripping Lever Wearing Block Screw.....
15512	568	Stitch Ratchet Wheel Tripping Stud.....
2269	583	" " " " " Pin
17854	3448	Stop Cam.....
17855	3448	" " Interlocking Rod.....
39224	3447	" " " " Case.....
*33915	—	" " " " " 39224 with 15923, 17855, 17863, 17864 and three 1255d.....
15966	3429	Stop Cam Interlocking Rod Case Bracket
33809	—	Stop Cam Interlocking Rod Case Bracket complete, Nos. 963f, 1204E, 1254c, 1262c, 1508E, 1518E, 1662c, 15966, 15969, 17853, 17859, 17861, 17862, 33808, 33915 and two each 898d and 1300d.....
611d	586	Stop Cam Interlocking Rod Case Bracket Screw.....
1204E	541	Stop Cam Interlocking Rod Case Hinge Screw.....
33808	3447	Stop Cam Interlocking Rod Case Extension.....
963f	585	Stop Cam Interlocking Rod Case Extension Adjusting Screw.....
1518E	586	Stop Cam Interlocking Rod Case Extension Adjusting Screw Nut.....

NO.	PLATE	NAME
1300D	3457	Stop Cam Interlocking Rod Case Extension Screw.....
17859	3429	Stop Cam Interlocking Rod Case Socket Joint.....
898D	585	Stop Cam Interlocking Rod Case Socket Joint Cap Screw.....
15969	3433	Stop Cam Interlocking Rod Case Spring
17861	3448	" " " " " Stop Stud.....
1254C	541	Stop Cam Interlocking Rod Case Stop Stud Screw Bushing.....
1508E	3817	Stop Cam Interlocking Rod Case Stop Stud Screw Bushing Lock Nut.....
17862	3448	Stop Cam Interlocking Rod Case Stop Stud Spring.....
17863	3448	Stop Cam Interlocking Rod Spring.....
17864	3448	" " " " Stop.....
1206C	584	" " Screw.....
2102	569	Tension Disc.....
1560C	541	" Regulating Thumb Nut.....
33932	3474	" Releaser with 10136.....
106D	584	" " Hinge Screw.....
10135	3474	" " Spring.....
10136	3474	" " Hook.....
413C	586	" Screw Stud.....
33892	—	" " 413C with 1560C....
2103	569	" Spring (heavy).....
8238	592	" " (light).....
7332	569	" Thread Guard.....
7331	—	Tension complete, Nos. 2103, 7335, 7336, 33892 and two 2102.....
33899	—	Tension complete, Nos. 7335, 7336, 8238, 33892 and two 2102.....
2112	583	Thread Retaining Disc with 2113.....
2113	583	" " " Steady Pin.....
2114	583	" " Spring.....
2115	583	" " Stud.....
460C	584	" " " Set Screw.....
2111	583	Thread Retainer Guide complete, Nos. 2112, 2114 and 2115.....
*33903	—	Thread Take-up Cam.....
7562	553	" " " 33903 with 448C...
2117	583	" " " Pin.....
448C	540	" " " Set Screw.....
*7334	553	" " Lever with 1822.....
33850	—	" " " 7334 with 79C.....

NO.	PLATE	NAME
79C	540	Thread Take-up Lever Hinge Screw.....
1822	541	" " " Roller and Stud.
7335	573	" " Spring.....
7336	569	" " Regulator.....
446C	540	" " " " Set Screw
15970	3434	Throat Plate.....
50231F	3468	" " Screw.....
7542	2437	Drip Pan (power table) with five 1 in. wire nails.....

SINGER Needles should be used
in SINGER Machines.
These Needles and their Containers
are marked with the
Company's Trade Mark "SIMANCO.***" 1

Needles in Containers marked
"FOR SINGER MACHINES"
are NOT **SINGER** made needles. 2

MACHINE No. 32-54

FOR OVERSEAMING. NEEDLE THROW UP TO $\frac{1}{8}$ INCH; NEEDLE VIBRATES BOTH SIDES OF CENTRE LINE; DROP FEED.

This Machine is the same as 32-25, with the following exceptions:

NO.	PLATE	NAME
33958	3475	Face Plate with 10136, in place of 33930..
33959	—	Face Plate with Tension Releaser complete for 32-54 Machine, Nos. 106d, 10135, 33932 and 33958, in place of 33931.....
15976	3425	Feed Dog (spiked teeth) in place of 7459..
15758	3401	Needle Bar Connecting Link with 1012e, in place of 7283.....
15777	3401	Needle Bar Connecting Stud with 454c, in place of 7284.....
454c	586	Needle Bar Connecting Stud Set Screw, in place of 453c.....
33971	3473	Needle Bar Frame Cam and Bevel Gear, 36 teeth, in place of 33968.....
33972	—	Needle Bar Frame Cam and Bevel Gear, 33971 with 15c, in place of 33969.....
15984	3425	Presser Foot for 15976, in place of 7461..
15979	3402	Shuttle Body, in place of 15728.....
15980	3402	Shuttle, $1\frac{1}{8}$ in. diam., Nos. 2996, 15979 and 33942, in place of 15729.....
15887	3425	Throat Plate, large needle hole, for 15976, in place of 7463.....
15888	—	Throat Plate, small needle hole, for 15976, in place of 7464.....

MACHINE No. 32-55


ORNAMENTAL STITCH. FOR MAKING NARROW TUCKS WHICH ARE TIED AT EVERY FIFTH STITCH BY A CROSS THREAD, GIVING THE TUCKS A SCALLOPED EFFECT. THIN FABRICS SHOULD BE STITCHED ON THE DIAGONAL OR BIAS ONLY. FOR LADIES' NECKWEAR, SHIRT-WAISTS, MUSLIN UNDERWEAR, INFANTS' CAPS, ETC.

OBSOLETE

This Machine is the same as No. 32-51, with the following exceptions:

NO.	PLATE	NAME
15784	598	Feed Cam and Gear (solid) 60 teeth, in place of 15763.....
7684	561	Feed Gear (intermediate) 60 teeth, in place of 7660.....
7439	559	Feed Gear (intermediate) 7659 with 7684, in place of 7391.....
33964	—	Needle Bar Frame Bevel Gear 33963 with 7358, in place of 33988.....
7358	564	Needle Bar Frame Bevel Gear Pinion (36 teeth) in place of 7367.....
15785	598	Needle Bar Frame Cam, in place of 15765
33818	—	Needle Bar Frame Cam complete, Nos. 180f, 7360 and 15785, in place of 15766
7360	553	Needle Bar Frame Cam Gear (72 teeth) in place of 7369.....

LIST OF PARTS COMPLETE
FOR



MACHINE No. 32-56

FOR WINDOW SHADES. OVERSEAM STITCH. HAS
RECIPROCATING SLIDE UNDER PRESSER
FOOT, KNEE LIFTER AND TENSION RE-
LEASER. DROP FEED.

NO.	PLATE	NAME
*7563	—	Arm with 122D, 283D and 7257.....
2002	583	" Dowel Pin.....
123E	540	" Screw.....
7252	551	" Shaft (horizontal).....
33875	3465	" " " Gear (24 teeth) with 458c.....
2117	583	Arm Shaft (horizontal) Gear Pin.....
458c	584	" " " " Set Screw....
144D	540	" " " " Screw.....
15517	551	" " (upright).....
7599	571	" " " Collar with 462c..
2117	583	" " " " Pin.....
462c	5500	" " " " Set Screw...
33876	3465	" " " " Gear (24 teeth) with 449c.....

PARTS FOR MACHINE No. 32-56

NO.	PLATE	NAME
2117	583	Arm Shaft (upright) Gear Pin.....
449c	586	" " " " Set Screw....
15783	3423	" " " " Lower Bearing Oil Tube.....
*7257	—	Arm Side Plate.....
122D	3457	" " " " Screw.....
283D	586	" " " " Thumb Screw.....
12403	583	" Spool Pin and Thread Eyelet.....
8879	3401	" " " " Washer (cloth).....
7370	551	Balance Wheel, 2 3/4 in. pulley, with two 448c.....
2862	551	Balance Wheel, 3 in. pulley, for 3022.....
448c	540	" " " " Set Screw.....
*15804	—	Bed.....
7259	553	" Leg.....
145E	540	" " " " Screw.....
256J	554	Clamp Stop Motion Clamp Screw.....
248A	540	" " " " " Stop Screw...
2020	554	" " " " " Washer.....
*3023	—	" " " " " Flanged Bushing....
4933	554	" " " " " " 3023 with two 462c.....
2022	583	Clamp Stop Motion Flanged Bushing Pin
462c	5500	" " " " " " Set Screw.....
3022	—	Clamp Stop Motion complete, Nos. 248A, 256J, 2020 and 4933.....
7347	551	Face Plate.....
190D	540	" " " " " Screw.....
15812	595	Feed Bar.....
313c	540	" " " " " " Screw Centre.....
56813	—	" " " " " " 313c with 1519J..
1519J	541	" " " " " " Nut.....
7268	571	" " " " " " Spring.....
15813	3413	" " " " " " Dog.....
NOTE: No. 15813 is sent with this machine, unless another Feed Dog is specified on order.		
15974	3434	Feed Dog.....
231F	586	" " " " " " Screw.....
15987	3456	" " " " " " Lever.....
15988	3456	" " " " " " Cam with two 435c.....
435c	540	" " " " " " Set Screw.....
7276	571	" " " " " " Cap.....
159F	540	" " " " " " " Screw.....
15986	3423	" " " " " " Raising Cam.....
185H	540	" " " " " " " Screw.....

NO.	PLATE	NAME
8068	592	Feed Lever Raising Cam Screw Washer..
15815	597	" Regulator with 7278.....
15816	3401	" " Cap.....
183F	540	" " " Screw.....
7278	573	" " Socket Joint.....
271D	540	" " Thumb Screw.....
15805	597	" Rock Shaft.....
307C	540	" " " Screw Centre.....
56814	—	" " " " " 307c with 1513J.....
1513J	541	Feed Rock Shaft Screw Centre Nut....
25866	3461	Guide.....
286D	540	" Thumb Screw.....
7652	552	Needle Bar with 15588.....
15721	—	Needle Bar complete, Nos. 665J, 7287, 7288, 7652 and 15537.....
7283	569	Needle Bar Connecting Link with 1012E...
1012E	586	" " " " Adjusting Screw.....
380C	541	Needle Bar Connecting Link Hinge Screw
1520E	541	" " " " " "
		Nut.....
7366	569	Needle Bar Connecting Stud.....
7350	553	" " Frame with 620c.....
33949	3473	" " " Cam and Bevel Gear (36 teeth).....
33950	—	Needle Bar Frame Cam and Bevel Gear 33949 with 15c.....
7290	551	Needle Bar Frame Cam and Bevel Gear Cover.....
190D	540	Needle Bar Frame Cam and Bevel Gear Cover Screw.....
15c	584	Needle Bar Frame Cam and Bevel Gear Screw.....
33970	3474	Needle Bar Frame Driving Bevel Pinion (18 teeth) with two 453c.....
453c	540	Needle Bar Frame Driving Bevel Pinion Set Screw.....
7293	552	Needle Bar Frame Pitman.....
646F	585	" " " " Hinge Screw..
7294	571	" " " " Stud...
620c	586	" " " " " " Stop Screw.....
7295	552	Needle Bar Frame Regulator with 1820...
549c	585	" " " " Adjusting Screw Stud.....

NO.	PLATE	NAME
7070	573	Needle Bar Frame Regulator Adjusting Screw Stud Sleeve.....
226J	585	Needle Bar Frame Regulator Adjusting Screw Stud Stop Screw (lower).....
226J	585	Needle Bar Frame Regulator Adjusting Screw Stud Stop Screw (upper).....
1589D	3468	Needle Bar Frame Regulator Adjusting Screw Stud Thumb Nut.....
1820	586	Needle Bar Frame Regulator Roller and Stud.....
33948	3474	Needle Bar Frame Regulator Shaft.....
6533	573	" " " " Collar with 460c.....
460c	584	Needle Bar Frame Regulator Shaft Collar Set Screw.....
7298	583	Needle Bar Frame Regulator Shaft Pin...
577C	585	" " " Screw Centre (lower)
1517E	586	" " " " " "
		Nut.....
673F	585	Needle Bar Frame Screw Centre (upper)
1517D	586	" " " " " "
		Nut.....
15537	573	Needle Bar Gib.....
7349	569	" " Guide with 453c.....
453c	540	" " " Set Screw.....
7287	573	" Clamp with 196F.....
196F	540	" " Screw.....
7288	573	" " Thread Guide.....
665J	585	" " " " Screw.....
15588	583	" Stop Pin.....
14031	552	Oscillating Rock Shaft with 4784.....
14856	571	" " " Crank with 735c..
2049	583	" " " " Pin.....
735c	586	" " " " Set Screw..
4784	3468	" " " Oil Pad.....
7317	552	" Shaft.....
7318	571	" " Crank with 735c and 1813.....
2049	583	Oscillating Shaft Crank Pin.....
1813	541	" " " Roller and Stud..
735c	586	" " " Set Screw.....
7299	552	Presser Bar.....
20240	3449	" " Lifter.....
36c	540	" " " Screw.....
7538	557	" " Lifting Bracket with 740c....
740c	585	" " " " Set Screw....
2308	566	" " Spring.....

NO.	PLATE	NAME
2070	573	Presser Bar Spring Washer.....
7567	—	“ Foot Body.....
7568	583	“ “ Roller.....
7569	583	“ “ “ Pin.....
7570	581	Presser Foot complete, for 15813 and 15974, Nos. 7567 to 7569.....
176D	586	Presser Foot Screw.....
263E	541	Pressure Regulating Thumb Screw.....
15806	595	Reciprocating Spring Presser Blade.....
20245	3448	“ “ “ “ Holder
1099D	3457	“ “ “ “ “
		Hinge Screw.....
233J	585	Reciprocating Spring Presser Blade Screw
9804	3401	“ “ “ “ Spring
20246	3448	“ “ “ “ “
		Bracket.....
7483	573	Reciprocating Spring Presser Blade Spring Hook.....
20247	3449	Reciprocating Spring Presser Regulator Crank with 1518E, 1942 and two 190D..
190D	540	Reciprocating Spring Presser Regulator Crank Clamping Screw.....
1942	3457	Reciprocating Spring Presser Regulator Crank Roller and Screw Stud with 229J, 1904 and 12424.....
1518E	586	Reciprocating Spring Presser Regulator Crank Roller and Screw Stud Nut.....
1904	—	Reciprocating Spring Presser Regulator Crank Roller (roller only).....
229J	584	Reciprocating Spring Presser Regulator Crank Roller Cap Screw.....
12424	592	Reciprocating Spring Presser Regulator Crank Roller Cap Screw Washer.....
15807	597	Reciprocating Spring Presser Rock Shaft
15808	597	“ “ “ “ “
		Connection.....
58E	3457	Reciprocating Spring Presser Rock Shaft Connection Hinge Screw.....
307C	540	Reciprocating Spring Presser Rock Shaft Screw Centre.....
56814	—	Reciprocating Spring Presser Rock Shaft Screw Centre 307C with 1513J.....
1513J	541	Reciprocating Spring Presser Rock Shaft Screw Centre Nut.....
15809	594	Reciprocating Spring Presser Shaft.....
20249	3447	“ “ “ “ Bracket (back).....

NO.	PLATE	NAME
134D	540	Reciprocating Spring Presser Shaft Bracket (back) Screw.....
15810	594	Reciprocating Spring Presser Shaft Bracket (front).....
190D	540	Reciprocating Spring Presser Shaft Bracket (front) Screw.....
20251	3448	Reciprocating Spring Presser Shaft Collar with 456C.....
456C	584	Reciprocating Spring Presser Shaft Collar Set Screw.....
20254	3449	Reciprocating Spring Presser Shaft Crank (back) with 191F.....
2049	583	Reciprocating Spring Presser Shaft Crank (back) Pin.....
191F	585	Reciprocating Spring Presser Shaft Crank (back) Set Screw.....
20252	3448	Reciprocating Spring Presser Shaft Crank (front) with 7483 and two 453C.....
453C	540	Reciprocating Spring Presser Shaft Crank (front) Set Screw.....
15811	—	Reciprocating Spring Presser Shaft Crank (front) complete, Nos. 1099D, 9804, 15806, 20245, 20246, 20252 and two 233J
2996	5500	Shuttle Bobbin.....
33941	—	“ “ Case.....
15141	—	“ “ “ Hinge, Nos. 2973, 2974 and 15140.....
15140	5500	Shuttle Bobbin Case Latch.....
2973	5500	“ “ “ “ Lever.....
2974	5500	“ “ “ “ “ Fulcrum Pin.....
2975	5500	Shuttle Bobbin Case Latch Spring.....
592E	5500	“ “ “ “ Stop Screw...
*7553	5500	“ “ “ Position Finger.....
2523	5500	“ “ “ “ Rivet
33993	3463	“ “ “ “ Plate.....
391J	584	“ “ “ “ “ Screw
33942	3474	Shuttle Bobbin Case complete, Nos. 591F, 592E, 2523, 2975, 7553, 15141, 15278 and 33941.....
15979	3402	Shuttle Body.....
591F	5500	“ Tension Regulating Screw.....
15278	3474	“ “ Spring.....
15980	3402	Shuttle, 1 $\frac{1}{4}$ in. diam., Nos. 2996, 15979 and 33942.....
*15730	—	Shuttle Driver.....
15731	5500	“ “ 15730 with two 462C.....

NO.	PLATE	NAME
2049	583	Shuttle Driver Pin
462c	5500	" " Set Screw.....
7319	551	" Pitman with 44361, 49308 and four 187D.....
*44361	—	Shuttle Pitman Cap (left).....
187D	3468	" " " " Screw.....
*49308	—	" " " (right).....
187D	3468	" " " " Screw.....
777c	541	" " Connecting Ball Joint Screw
1519E	541	" " " " " " " "
		Nut.....
7595	552	Shuttle Pitman Crank Wheel with 435c and 743c.....
743c	540	Shuttle Pitman Crank Wheel Position Screw
435c	540	" " " " Set Screw....
14049	554	" Race Back.....
2532	583	" " " Position Pin.....
2533	554	" " " Spring.....
648D	540	" " " " Screw.....
33943	—	" " Body.....
33944	—	" " " 33943 with 7326 and two 662D.....
33945	—	Shuttle Race Body 33944 with two 2532..
33946	—	" " " 33945 with 33993 and two 391J.....
33947	3475	Shuttle Race complete, Nos. 648D, 2533, 14049 and 33946.....
7326	554	Shuttle Race Cap.....
662D	540	" " " Screw.....
145F	540	" " " Screw.....
7593	551	" " Bracket.....
7596	—	Shuttle Race Bracket complete, Nos. 7317, 7318, 7593, 14031, 14856, 15730 and three 2049.....
14051	566	Shuttle Race Bracket Adjusting Slide.....
219F	540	" " " " " Screw
14105	3424	" " " " " " Steady Pin.....
135D	585	Shuttle Race Bracket Screw.....
2102	569	Tension Disc.....
1560c	541	" " Thumb Nut.....
7575	573	" Releaser.....
2269	583	" " Hinge Pin.....
413F	586	" Screw Stud.....
33892	—	" " " 413c with 1560c....
2103	569	" Spring (heavy).....
8238	592	" " (light).....

NO.	PLATE	NAME
15623	592	Tension Thread Guard.....
7846	—	Tension complete, Nos. 7336, 7847, 8238, 33892 and two 2102.....
2112	583	Thread Retaining Disc with 2113.....
2113	583	" " " Steady Pin.....
2114	583	" " Spring.....
2115	583	" " Stud.....
460c	584	" " " Set Screw.....
2111	583	Thread Retainer Guide complete, Nos. 2112, 2114 and 2115.....
*33903	—	Thread Take-up Cam.....
7562	553	" " " 33903 with 448c...
2117	583	" " " Pin.....
448c	540	" " " Set Screw.....
*7334	553	" " " Lever with 1822.....
33850	—	" " " 7334 with 79c....
79c	540	" " " Hinge Screw.....
1822	541	" " " Roller and Stud...
7847	592	" " Spring.....
7336	569	" " " Regulator.....
446c	540	" " " " Set Screw
15817	3413	Throat Plate, large needle hole, for 15813
15818	—	" " small needle hole, for 15813

NOTE: Nos. 15817 and 15818 are sent with this machine unless other Throat Plates are specified on order.

15975	3434	Throat Plate for 15974.....
50231F	3468	" " Screw.....
7542	2437	Drip Pan (power table) with five 1 in. wire nails.....

SINGER Needles should be used
in SINGER Machines.
These Needles and their Containers
are marked with the
Company's Trade Mark "SIMANCO.**" 1

Needles in Containers marked
"FOR SINGER MACHINES"
are NOT **SINGER** made needles. 2

NO.	PLATE	NAME
7395	554	Feed Raising Bar Connection.....
7396	564	" " " " Cam with two 446c.....
446c	540	Feed Raising Bar Connection Cam Set Screw.....
7397	583	Feed Raising Bar Stud.....
7277	571	" " Cam.....
190D	540	" " " " Screw.....
7071	573	" " " " Washer.....
33819	3456	" Regulator with 233J and 7278.....
7281	569	" " Cap.....
183F	540	" " " " Screw.....
7278	573	" " Socket Joint.....
233J	585	" " Stop Screw.....
271D	540	" " Thumb Screw.....
7279	552	" Rock Shaft.....
307c	540	" " " " Screw Centre.....
56814	—	" " " " " " 307c with 1513f.....
1513J	541	Feed Rock Shaft Screw Centre Nut.....
25866	3461	Guide.....
286D	540	" Thumb Screw.....
7652	552	Needle Bar with 15588.....
15721	—	Needle Bar complete, Nos. 665J, 7287, 7288, 7652 and 15537.....
7283	569	Needle Bar Connecting Link with 1012E.....
1012E	586	" " " " Adjusting Screw.....
380c	541	Needle Bar Connecting Link Hinge Screw
1520E	541	" " " " " " " " Nut.....
7284	571	Needle Bar Connecting Stud with 453c...
453c	540	" " " " " " Set Screw...
7291	552	" " Frame with 620c.....
33963	3473	" " " " Bevel Gear (45 teeth)
33964	—	" " " " " " 33963 with 7358.....
7358	564	Needle Bar Frame Bevel Gear Pinion (36 teeth).....
15c	584	Needle Bar Frame Bevel Gear Screw.....
7359	553	" " " " Cam.....
7654	553	Needle Bar Frame Cam complete, Nos. 180F, 7359 and 7360.....
7360	553	Needle Bar Frame Cam Gear (72 teeth)...
7361	551	" " " " " " Cover.....
190D	540	" " " " " " " " Screw

NO.	PLATE	NAME
677c	584	Needle Bar Frame Cam Gear Screw.....
180F	586	" " " " " " Screw.....
33965	3474	" " " " Driving Bevel Pinion (15 teeth) with two 453c.....
453c	540	Needle Bar Frame Driving Bevel Pinion Set Screw.....
15767	595	Needle Bar Frame Pitman Connection (hinge stud end).....
15787	595	Needle Bar Frame Pitman Connection (regulator end).....
203F	3476	Needle Bar Frame Pitman Connection Screw.....
15768	595	Needle Bar Frame Pitman (adjustable) complete, Nos. 15767, 15787 and two 203F.....
646F	585	Needle Bar Frame Pitman Hinge Screw..
7294	571	" " " " " " Stud...
620c	586	" " " " " " " " Stop Screw.....
7295	552	Needle Bar Frame Regulator with 1820..
549c	585	" " " " " " Adjusting Screw Stud.....
7070	573	Needle Bar Frame Regulator Adjusting Screw Stud Sleeve.....
226J	585	Needle Bar Frame Regulator Adjusting Screw Stud Stop Screw (lower).....
226J	585	Needle Bar Frame Regulator Adjusting Screw Stud Stop Screw (upper).....
1589D	3468	Needle Bar Frame Regulator Adjusting Screw Stud Thumb Nut.....
1820	586	Needle Bar Frame Regulator Roller and Stud.....
33948	3474	Needle Bar Frame Regulator Shaft.....
6533	573	" " " " " " Collar with 460c.....
460c	584	Needle Bar Frame Regulator Shaft Collar Set Screw.....
7298	583	Needle Bar Frame Regulator Shaft Pin....
577c	585	" " " " " " Screw Centre (lower)...
1517E	586	" " " " " " " " Nut
673F	585	" " " " " " " " (upper)...
1517D	586	" " " " " " " " Nut
15537	573	" " Gib.....
7287	573	" Clamp with 196F.....
196F	540	" " " " " " Screw.....
7288	573	" " " " " " Thread Guide.....
665J	585	" " " " " " " " Screw.....

NO.	PLATE	NAME
15588	583	Needle Stop Pin.....
14031	552	Oscillating Rock Shaft with 4784.....
14856	571	" " " Crank with 735c..
2049	583	" " " " Pin.....
735c	586	" " " " Set Screw..
4784	3468	" " " Oil Pad.....
7317	552	" Shaft.....
7318	571	" " Crank with 735c and 1813.....
2049	583	Oscillating Shaft Crank Pin.....
1813	541	" " " Roller and Stud
735c	586	" " " Set Screw.....
7299	552	Presser Bar.....
2062	553	" " Lifter.....
36c	540	" " Screw.....
8399	566	" " Spring.....
7300	571	" " Bracket with 740c....
740c	585	" " " Set Screw....
2070	573	" " Washer.....
15798	3412	" Foot for 15797.....
15819	3405	" " (left) with 7311.....
15820	3405	" " (right) with 7311.....
15694	3405	" Bracket.....
7309	592	" Cap.....
220j	584	" " Screw.....
7310	592	" Hinge Connection.....
106d	584	" " Hinge Screw
7311	592	" " Pin.....
15821	—	Presser Foot (compensating) complete for 15797, Nos. 106d, 220j, 7309, 7310, 15694, 15819 and 15820.....

NOTE: When ordering the following Nos. 15819, 15820
or 15821, give the distance between the edges
of material to be joined. Presser Feet
can be made to join edges from
 $\frac{3}{8}$ in. to $\frac{1}{8}$ in.

NOTE: No. 15821 is sent with this machine, unless
another Presser Foot is specified on order.

176d	586	Presser Foot Screw.....
263E	541	Pressure Regulating Thumb Screw.....
2996	5500	Shuttle Bobbin.....
33941	—	" " Case.....
15141	—	Shuttle Bobbin Case Hinge, Nos. 2973, 2974 and 15140.....

NO.	PLATE	NAME
15140	5500	Shuttle Bobbin Case Latch.....
2973	5500	" " " " Lever.....
2974	5500	" " " " Fulcrum Pin.....
2975	5500	Shuttle Bobbin Case Latch Spring.....
592E	5500	" " " " Stop Screw...
*7553	5500	" " " Position Finger....
2523	5500	" " " " Rivet
33993	3463	" " " " Plate.....
391J	584	" " " " Screw
33942	3474	Shuttle Bobbin Case complete, Nos. 591F, 592E, 2523, 2975, 7553, 15141, 15278 and 33941.....
15728	5500	Shuttle Body.....
591F	5500	" Tension Regulating Screw.....
15278	3474	" " Spring.....
15729	5500	Shuttle, $1\frac{1}{8}$ in. diam., 2996, 15728 and 33942.....
*15730	—	Shuttle Driver.....
15731	5500	" " 15730 with two 462c.....
2049	583	" " Pin.....
462c	5500	" " Set Screw.....
7319	551	" Pitman with 44361, 49308 and four 187d.....
*44361	—	Shuttle Pitman Cap (left).....
187d	3468	" " " " Screw.....
*49308	—	" " " (right).....
187d	3468	" " " " Screw.....
777c	541	" " Connecting Ball Joint Screw.....
1519E	541	Shuttle Pitman Connecting Ball Joint Screw Nut.....
7595	552	Shuttle Pitman Crank Wheel with 435c and 743c.....
743c	540	Shuttle Pitman Crank Wheel Position Screw.....
435c	540	Shuttle Pitman Crank Wheel Set Screw..
14049	554	" Race Back.....
2532	583	" " " Position Pin.....
2533	554	" " " Spring.....
648d	540	" " " " Screw.....
33943	—	" " Body.....
33944	—	" " " 33943 with 7326 and two 662d.....
33945	—	Shuttle Race Body, 33944 with two 2532
33946	—	" " " 33945 with 33993 and two 391J.....

NO.	PLATE	NAME
33947	3475	Shuttle Race complete, Nos. 648d, 2533, 14049 and 33946.....
7326	554	Shuttle Race Cap.....
662d	540	" " " Screw.....
145f	540	" " " Screw.....
7593	551	" " " Bracket.....
7596	—	Shuttle Race Bracket complete, Nos. 7317, 7318, 7593, 14031, 14856, 15730 and three 2049.....
14051	566	Shuttle Race Bracket Adjusting Slide.....
219f	540	" " " " " Screw.....
14105	3424	" " " " " "Steady Pin.....
135d	585	Shuttle Race Bracket Screw.....
2102	569	Tension Disc.....
1560c	541	" Regulating Thumb Nut.....
33932	3474	" Releaser with 10136.....
106d	584	" " Hinge Screw.....
10135	3474	" " Spring.....
10136	3474	" " " Hook.....
413c	586	" Screw Stud.....
33892	—	" " " 413c with 1560c.....
2103	569	" Spring (heavy).....
8238	592	" " (light).....
7332	569	" Thread Guard.....
7331	—	Tension complete, Nos. 2103, 7335, 7336, 33892 and two 2102.....
33899	—	Tension complete, Nos. 7335, 7336, 8238, 33892 and two 2102.....
1089f	3457	Thread Nipper Body.....
7640	569	" " Cam with two 453c.....
453c	540	" " " Set Screw.....
15770	3401	" " Cap.....
9540	569	" " Spring.....
848f	569	" " Stud.....
9541	592	" " " Plug (fibre).....
7671	583	" " Thread Eyelet (double).....
330d	540	" " " Screw.....
15771	3401	Thread Nipper complete, Nos. 848f, 1089f, 9540, 9541 and 15770.....
2112	583	Thread Retaining Disc with 2113.....
2113	583	" " " Steady Pin.....
2114	583	" " Spring.....
2115	583	" " Stud.....
460c	584	" " " Set Screw.....
2111	583	Thread Retainer Guide complete, Nos. 2112, 2114 and 2115.....

NO.	PLATE	NAME
*33903	—	Thread Take-up Cam.....
7562	553	" " " 33903 with 448c.....
2117	583	" " " Pin.....
448c	540	" " " Set Screw.....
*7334	553	" " " Lever with 1822.....
33850	—	" " " 7334 with 79c.....
79c	540	" " " Hinge Screw.....
1822	541	" " " Roller and Stud..
7335	573	" " Spring.....
7336	569	" " " Regulator.....
446c	540	" " " " Set Screw
15800	3412	Throat Plate Centre Guide.....
15801	3412	" " " " Plate with 15800 and two 8505, for 15803.....
8505	3412	Throat Plate Centre Guide Plate Rivet....
233d	3412	" " " " Screw.....
15802	3412	" " " " Stud.....
15803	3412	" " with 15802, for 15797.....
15799	3412	" " for 15797, for general work...

NOTE: When ordering the following Nos. 15800, 15801, 15802 or 15803, give the distance between the edges of material to be joined. Throat Plates can be made to join edges from $\frac{3}{8}$ to $\frac{1}{4}$ in.

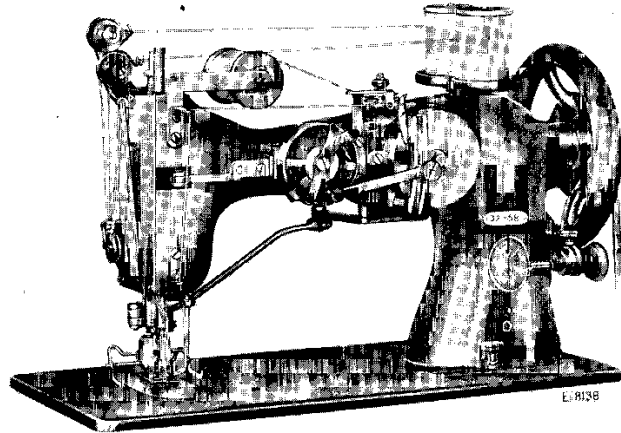
NOTE: No. 15799 and 15803 are sent with this machine, unless other Throat Plates are specified on order.

50231f	3468	Throat Plate Screw.....
7542	2437	Drip Pan (power table) with five 1 in. wire nails.....

SINGER Needles should be used
in SINGER Machines.
These Needles and their Containers
are marked with the
Company's Trade Mark "SIMANCO. **" 1

Needles in Containers marked
"FOR SINGER MACHINES"
are NOT **SINGER** made needles. 2

LIST OF PARTS COMPLETE
FOR



MACHINE No. 32-58

FOR MAKING ORNAMENTAL STITCHES Nos. 29, 30, 31, 32, 33 AND 34. HAS TWO NEEDLES, ONE SHUTTLE AND OSCILLATING GUIDE FOR FLOSS OR SILK, WHICH IS FASTENED TO THE FABRIC, FIRST BY ONE NEEDLE THREAD, THEN BY THE OTHER AND THE FINISHED PATTERN IS IN STRAIGHT LINES, SCALLOPS AND ZIGZAGS.

NO.	PLATE	NAME
*15879	—	Arm with 122b, 283b and 7257.....
2002	583	" Dowel Pin.....
123E	540	" Screw.....
7252	551	" Shaft (horizontal).....
33875	3465	" " " Gear (24 teeth) with 458c.....
2117	583	Arm Shaft (horizontal) Gear Pin.....
458c	584	" " " " Set Screw...
144D	540	" " " " Screw.....

NO.	PLATE	NAME
15517	551	Arm Shaft (upright).....
7599	571	" " " Collar with 462c...
2117	583	" " " " Pin.....
462c	5500	" " " " Set Screw...
33876	3465	" " " Gear (24 teeth) with 449c.....
2117	583	Arm Shaft (upright) Gear Pin.....
449c	586	" " " " Set Screw....
15783	3423	" " " Lower Bearing Oil Tube.....
*7257	—	Arm Side Plate.....
122D	3457	" " " Screw.....
283D	586	" " " Thumb Screw.....
15880	3418	" Spool Bracket (front of arm).....
190D	540	" " " " " " Screw
1560c	541	" " " " " " Tension Regulating Thumb Nut.....
1052D	3457	Arm Spool Bracket (front of arm) Tension Screw Stud.....
15828	3417	Arm Spool Bracket (front of arm) Tension Spring.....
8505	3412	Arm Spool Bracket (front of arm) Tension Spring Rivet.....
15829	—	Arm Spool Bracket (front of arm) com- plete, Nos. 1052b, 1560c, 15828, 15880 and two 8505.....
2415	551	Arm Spool Bracket (top of arm).....
15063	551	" " " " " " 2415 with two 12403.....
145D	540	Arm Spool Bracket (top of arm) Screw...
12403	583	" " " " " " Spool Pin and Thread Eyelet.....
11241	3455	Arm Spool Bracket (top of arm) Spool Pin Washer (cloth).....
7370	551	Balance Wheel, 2¾ in. pulley, with two 448c.....
2862	551	Balance Wheel, 3 in. pulley, for 3022.....
448c	540	" " " Set Screw.....
*7258	—	Bed.....
7259	553	" Leg.....
145E	540	" " Screw.....
256J	554	Clamp Stop Motion Clamp Screw.....
248A	540	" " " " Stop Screw...
2020	554	" " " " Washer.....
*3023	—	" " " Flanged Bushing....
4933	554	" " " " " " 3023 with two 462c.....

NO.	PLATE	NAME
2022	583	Clamp Stop Motion Flanged Bushing Pin
462c	5500	“ “ “ “ “ Set Screw.....
3022	—	Clamp Stop Motion complete, Nos. 248A, 256J, 2020 and 4933.....
15830	3417	Cord Carrier with 460c.....
15831	3417	“ “ Bell Crank with 1877.....
1877	570	“ “ “ “ Roller and Screw Stud.....
22155	3448	Cord Carrier Bell Crank Shaft.....
6533	573	“ “ “ “ “ Collar with 460c.....
460c	584	Cord Carrier Bell Crank Shaft Collar Set Screw.....
2269	583	Cord Carrier Bell Crank Shaft Pin.....
15832	3417	“ “ Bushing (eccentric) with 460c
460c	584	“ “ “ Set Screw.....
15833	3417	“ “ Collar with two 460c.....
460c	584	“ “ “ Set Screw.....
15834	3417	“ “ Finger.....
460c	584	“ “ “ Set Screw.....
15835	3417	“ “ Pitman with 7320 and two 196d.....
679c	585	Cord Carrier Pitman Ball Joint Screw....
1518E	586	“ “ “ “ “ “ Nut
*7320	—	“ “ “ Cap.....
196d	540	“ “ “ “ Screw.....
43F	585	“ “ “ Hinge Screw.....
1547J	589	“ “ “ “ Nut...
15836	3417	“ Eyelet (lower).....
219F	540	“ “ “ Screw.....
15837	3417	“ “ (upper).....
15838	3417	“ Take-up.....
15839	3417	“ “ Eyelet (double).....
15840	3417	“ “ “ Bracket.....
219F	540	“ “ “ “ Screw....
219F	540	“ “ “ “ Screw.....
233J	585	“ “ “ Screw.....
2102	569	“ Tension Disc.....
17547	3448	“ “ Guide.....
1560c	541	“ “ Regulating Thumb Nut....
13710	3424	“ “ Spring.....
637F	540	“ “ Screw Stud.....
33929	—	“ “ “ “ 637F with 1560c
7347	551	Face Plate.....
190d	540	“ “ “ Screw.....

NO.	PLATE	NAME
7267	552	Feed Bar.....
313c	540	“ “ “ Screw Centre.....
56813	—	“ “ “ “ “ 313c with 1519J..
1519J	541	“ “ “ “ Nut.....
7268	571	“ “ Spring.....
15841	3421	“ Dog.....
50231F	3468	“ “ Screw.....
7274	551	“ Lever.....
7275	552	“ “ Cam with two 435c.....
435c	540	“ “ “ Set Screw.....
7276	571	“ “ Cap.....
159F	540	“ “ “ Screw.....
7277	571	“ “ Raising Cam.....
190d	540	“ “ “ “ Screw.....
7071	573	“ “ “ “ “ Washer...
7280	551	“ Regulator with 7278.....
7281	569	“ “ Cap.....
183F	540	“ “ “ Screw.....
7278	573	“ “ Socket Joint.....
271d	540	“ “ Thumb Screw.....
7279	552	“ Rock Shaft.....
307c	540	“ “ “ Screw Centre.....
56814	—	“ “ “ “ “ “ 307c with 1513J.....
1513J	541	Feed Rock Shaft Screw Centre Nut.....
25866	3461	Guide.....
286d	540	“ Thumb Screw.....
*15842	—	Needle Bar (left hand).....
*15843	—	“ “ (right hand).....
226J	585	“ “ “ “ “ Screw.....
15844	3422	“ “ “ “ “ Spring.....
889d	586	“ “ “ “ “ “ Stop Screw
15845	3422	“ “ “ “ “ “ Stop Stud.....
240d	585	“ “ “ “ “ “ “ Screw
15846	3426	Needle Bar complete, Nos. 226J, 889d, 15842 to 15844 and two 230F.....
7283	569	Needle Bar Connecting Link with 1012E...
1012E	586	“ “ “ “ “ “ Adjusting Screw.....
380c	541	Needle Bar Connecting Link Hinge Screw
1520E	541	“ “ “ “ “ “ “ Nut.....
15847	3422	Needle Bar Connecting Stud.....
15848	3418	“ “ “ Frame with 240d, 620c and 15845.....
15849	3418	Needle Bar Frame Cam.....

NO.	PLATE	NAME
33974	—	Needle Bar Frame Cam complete, Nos. 15849, 33973 and two 127F.....
33973	3473	Needle Bar Frame Cam Bevel Gear (36 teeth)
1260c	584	" " " " " " Screw...
15851	3418	" " " " " " Cover.....
219F	540	" " " " " " Screw.....
127F	585	" " " " " " Screw.....
15853	3419	" " " " " (intermediate) for Ornamental Stitch No. 29.....
15882	3419	Needle Bar Frame Cam (intermediate) for Ornamental Stitch No. 30.....
15852	3419	Needle Bar Frame Cam (intermediate) for Ornamental Stitch No. 31.....
15883	3420	Needle Bar Frame Cam (intermediate) for Ornamental Stitch No. 32.....
15884	3420	Needle Bar Frame Cam (intermediate) for Ornamental Stitch No. 33.....
15885	3420	Needle Bar Frame Cam (intermediate) for Ornamental Stitch No. 34.....
15854	3422	Needle Bar Frame Cam (intermediate) Driver.....
15855	3422	Needle Bar Frame Cam (intermediate) Driver Arm.....
15856	3422	Needle Bar Frame Cam (intermediate) Driver Arm Washer.....
15857	3422	Needle Bar Frame Cam (intermediate) Driver Spring.....
15858	3422	Needle Bar Frame Cam (intermediate) Friction Spring.....
212c	585	Needle Bar Frame Cam (intermediate) Friction Spring Screw.....
15859	3422	Needle Bar Frame Cam (intermediate) Stud.....
435c	540	Needle Bar Frame Cam (intermediate) Stud Set Screw.....
15860	3422	Needle Bar Frame Connection.....
15861	—	Needle Bar Frame Connection complete, Nos. 15860, 15862 and two 193F.....
646F	585	Needle Bar Frame Connection Hinge Screw
7294	571	" " " " " " Stud
620c	586	" " " " " " " " Stop Screw.....
193F	585	Needle Bar Frame Connection Screw.....
15862	3422	" " " " " Slide with 1819.....

NO.	PLATE	NAME
15863	3418	Needle Bar Frame Connection Slide Bracket with 435c.....
172c	3457	Needle Bar Frame Connection Slide Bracket Screw.....
15864	3418	Needle Bar Frame Connection Slide Cap
219F	540	" " " " " " " " Screw.....
1819	541	Needle Bar Frame Connection Slide Roller and Screw Stud.....
33970	3474	Needle Bar Frame Driving Bevel Pinion (18 teeth) with two 453c.....
453c	540	Needle Bar Frame Driving Bevel Pinion Set Screw.....
15977	3423	Needle Bar Frame Regulator with 1820..
549c	585	" " " " " Adjusting Screw Stud.....
7070	573	Needle Bar Frame Regulator Adjusting Screw Stud Sleeve.....
226J	585	Needle Bar Frame Regulator Adjusting Screw Stud Stop Screw (lower).....
233J	585	Needle Bar Frame Regulator Adjusting Screw Stud Stop Screw (upper).....
1589D	3468	Needle Bar Frame Regulator Adjusting Screw Stud Thumb Nut.....
15866	3423	Needle Bar Frame Regulator Pitman.....
66F	584	" " " " " " Hinge Screw.....
1820	586	Needle Bar Frame Regulator Roller and Stud.....
15978	3423	Needle Bar Frame Regulator Shaft.....
6533	573	" " " " " " Collar with 460c.....
460c	584	Needle Bar Frame Regulator Shaft Collar Set Screw.....
7298	583	Needle Bar Frame Regulator Shaft Pin....
577c	585	" " " " " " Screw Centre (lower)
1517E	586	" " " " " " " " Nut.....
673F	585	Needle Bar Frame Screw Centre (upper)
1517D	586	" " " " " " " " Nut.....
15868	3422	Needle Bar Guide with 453c.....
453c	540	" " " " " Set Screw.....
230F	585	" " " " " Set Screw.....
14031	552	Oscillating Rock Shaft with 4784.....

NO.	PLATE	NAME
14856	571	Oscillating Rock Shaft Crank with 735c
2049	583	" " " " Pin.....
735c	586	" " " " Set Screw..
4784	3468	" " " " Oil Pad.....
7317	552	" Shaft.....
7318	571	" " Crank with 735c and 1813
2049	583	" " " " Pin
1813	541	" " " " Roller and Stud..
735c	586	" " " " Set Screw.....
7299	552	Presser Bar.....
2062	553	" " Lifter.....
36c	540	" " " " Screw.....
8399	566	" " Spring.....
7300	571	" " " " Bracket with 740c....
740c	585	" " " " Set Screw....
2070	573	" " " " Washer.....
15869	3424	" Foot (left).....
15870	3424	" " (right).....
15871	3424	" " Bracket.....
15872	3424	" " Guide (left).....
15873	3424	" " " (right).....
287D	3424	" " " " Thumb Screw.....
3146	3424	" " " " Washer.....
7807	3424	" " Hinge Pin.....
15874	3424	" " Shank (left).....
15875	3424	" " " (right).....
15876	3424	" " " " Cap with 2113.....
190D	3424	" " " " Screw.....
2113	3424	" " " " Steady Pin.....
22167	3424	" " " " Hinge Connection.....
15877	—	Presser Foot (hinged) complete for 15841, Nos. 190D, 287D, 3146, 15869 to 15876, 22167 and two 7807.....
190D	540	Presser Foot Screw.....
263E	541	Pressure Regulating Thumb Screw.....
2996	5500	Shuttle Bobbin.....
33941	—	" " Case.....
15141	—	" " " " Hinge, Nos. 2973, 2974 and 15140.....
15140	5500	Shuttle Bobbin Case Latch.....
2973	5500	" " " " Lever.....
2974	5500	" " " " Fulcrum Pin.....
2975	5500	Shuttle Bobbin Case Latch Spring.....
592E	5500	" " " " Stop Screw...
*7553	5500	" " " " Position Finger.....
2523	5500	" " " " Rivet

NO.	PLATE	NAME
33993	3463	Shuttle Bobbin Case Position Plate.....
391J	584	" " " " " " Screw
33942	3474	Shuttle Bobbin Case complete, Nos. 591F, 592E, 2523, 2975, 7553, 15141, 15278 and 33941.....
15728	5500	Shuttle Body.....
591F	5500	" Tension Regulating Screw.....
15278	3474	" " Spring.....
15729	5500	Shuttle, 1½ in. diam., Nos. 2996, 15728 and 33942.....
*15730	—	Shuttle Driver.....
15731	5500	" " 15730 with two 462c.....
2049	583	" " Pin.....
462c	5500	" " Set Screw.....
7319	551	" Pitman with 44361, 49308 and four 187D.....
*44361	—	Shuttle Pitman Cap (left).....
187D	3468	" " " " Screw.....
*49308	—	" " " (right).....
187D	3468	" " " " Screw.....
777C	541	" " Connecting Ball Joint Screw
1519E	541	" " " " " " " " " " " "
		Nut.....
7595	552	Shuttle Pitman Crank Wheel with 435c and 743c.....
743c	540	Shuttle Pitman Crank Wheel Position Screw.....
435c	540	Shuttle Pitman Crank Wheel Set Screw..
14049	554	" Race Back.....
2532	583	" " " " Position Pin.....
2533	554	" " " " Spring.....
648D	540	" " " " Screw.....
33943	—	" " Body.....
33944	—	" " " " 33943 with 7326 and two 662D.....
33945	—	Shuttle Race Body 33944 with two 2532..
33946	—	" " " " 33945 with 33993 and two 391J.....
33947	3475	Shuttle Race complete, Nos. 648D, 2533, 14049 and 33946.....
7326	554	Shuttle Race Cap.....
662D	540	" " " " Screw.....
145F	540	" " " " Screw.....
7593	551	" " Bracket.....
7596	—	Shuttle Race Bracket complete, Nos. 7317, 7318, 7593, 14031, 14856, 15730 and three 2049.....

NO.	PLATE	NAME
14051	566	Shuttle Race Bracket Adjusting Slide.....
219F	540	" " " " " Screw
14105	3424	" " " " " Steady Pin.....
135D	585	Shuttle Race Bracket Screw.....
22090	3456	Tension Bracket with 7480.....
29229	—	Tension Bracket complete, Nos. 330D, 10309, 14955, 22090, 29166, two each 82D, 8238, 33929 and four 2102.....
159F	540	Tension Bracket Screw.....
14955	3448	" " Thread Eyelet (double)
330D	540	" " " " Screw
2102	569	" Disc.....
1560C	541	" Regulating Thumb Nut.....
29166	3459	" Releaser with 236F and 29304....
29304	3459	" " Adjusting Piece.....
236F	540	" " " " Screw
82D	586	" " Screw.....
10309	583	" " Spring.....
7480	586	" " " Hook.....
637F	540	" Screw Stud.....
33929	—	" " " 637F with 1560C....
2103	569	" Spring (heavy).....
8238	592	" (light).....
19159	3424	Thread Guide Body.....
19161	3424	" " Cap.....
19160	3424	" " Roller.....
905D	3424	" " Screw.....
19162	—	Thread Guide (roller) complete, Nos. 905D and 19159 to 19161.....
*33903	—	Thread Take-up Cam.....
7562	553	" " " 33903 with 448C...
2117	583	" " " Pin.....
448C	540	" " " Set Screw.....
22095	3449	" " Lever with 1822.....
29310	—	" " " 22095 with 79C....
79C	540	" " " Hinge Screw.....
1822	541	" " " Roller and Stud ..
22178	3474	" " Spring.....
7336	569	" " " Regulator.....
446C	540	" " " " Set Screw
7332	569	" " " Thread Guard....
15878	3421	Throat Plate for 15841.....
50231F	3468	" " " Screw.....
7542	2437	Drip Pan (power table) with five 1 in. wire nails.....

MACHINE No. 32-59

FOR HEEL SEAMS OF SHOES. CAN BE INSTANTLY
CHANGED BY FOOT PRESSURE FROM ZIG-
ZAG TO STRAIGHT STITCHING. HAS TEN-
SION RELEASER AND DROP FEED.

This Machine is the same as No. 32-24,
with the following exceptions:

NO.	PLATE	NAME
*33839	—	Bed, in place of 7258.....
7444	3439	Feed Dog, in place of 7445.....
35012	3414	Guide, in place of 25866.....
NOTE: No. 35012 is sent with this machine, unless another Guide is specified on order.		
35746	3439	Guide for closing heel seams of shoes
33821	3449	Needle Bar Frame Pitman, in place of 7293
33822	3449	" " " " Connection
8734	3401	" " " " " "
		Spring.....
233J	585	Needle Bar Frame Regulator Adjusting Screw Stud Stop Screw (upper) in place of 226J.....
2206	3427	Roller Arm Bracket, in place of 7555.....
2205	3427	" " Lock Spring, in place of 7556
15898	3439	Roller Presser complete, 1½ in. coarse roller, Nos. 176F, 440F, 1549J, 1886, 2205, 2206, 7554, two 316F and three 1547J, in place of 7450, 7451, 7452 or 7558.....

NOTE: Throat Plates Nos. 7453 and 7454 are sent
with this machine, unless other Throat Plates
are specified on order.

MACHINE No. 32-60

OVERSEAMING WITH MECHANISM OPERATED
BY HAND LEVER, FOR CHANGING FROM ZIG-
ZAG TO STRAIGHT STITCHING. FOR HEEL
SEAMS OF SHOES.

OBSOLETE

This Machine is the same as No. 32-24,
with the following exceptions:

NO.	PLATE	NAME
*15889	—	Arm with 122D, 283D and 7257, in place of 7251.....
7444	578	Feed Dog, in place of 7445.....
35012	3414	Guide, in place of 25866.....
33949	3473	Needle Bar Frame Cam and Bevel Gear (36 teeth) in place of 33966.....
33950	—	Needle Bar Frame Cam and Bevel Gear 33949 with 15c, in place of 33967.....
15890	3426	Needle Bar Frame Pitman, in place of 7293
15891	3427	“ “ “ “ Disengaging Lever.....
15892	3427	Needle Bar Frame Pitman Disengaging Lever Connection.....
76F	585	Needle Bar Frame Pitman Disengaging Lever Connection Hinge Screw.....
15893	3427	Needle Bar Frame Pitman Disengaging Lever Connection Hinge Stud.....
76F	585	Needle Bar Frame Pitman Disengaging Lever Hinge Screw.....
15894	3427	Needle Bar Frame Pitman Disengaging Lever Link.....
766F	584	Needle Bar Frame Pitman Disengaging Lever Link Hinge Screw.....
9804	3401	Needle Bar Frame Pitman Disengaging Lever Spring.....
5564	573	Needle Bar Frame Pitman Disengaging Lever Spring Hook.....
15895	3427	Needle Bar Frame Pitman Lock Spring
226J	585	“ “ “ “ “ “ “ “ Screw.....
15896	3427	Needle Bar Frame Regulator with 226J, 1877 and 15895, in place of 7295.....
15897	3427	Needle Bar Frame Regulator Adjusting Screw Stud Sleeve, in place of 7070....

NO.	PLATE	NAME
233J	585	Needle Bar Frame Regulator Adjusting Screw Stud Stop Screw (upper) in place of 226J.....
1877	570	Needle Bar Frame Regulator Roller and Screw Stud, in place of 1820.....
2206	3427	Roller Arm Bracket, in place of 7555.....
2205	3427	“ “ Lock Spring, in place of 7556
15898	3427	Roller Presser complete, 1¼ in. coarse roller, Nos. 176F, 440F, 1549J, 1886, 2205, 2206, 7554, two 316F and three 1547J, in place of 7450, 7451, 7452 or 7558.....

NOTE: Throat Plates Nos. 7453 and 7454 are sent with this machine, unless other Throat Plates are specified on order.

LIST OF PARTS COMPLETE

FOR

MACHINE No. 32-61

FOR CORDING AND OVEREDGING FABRICS OR
LEATHER. MAKES ORNAMENTAL STITCH No.
11 AND LAYS A CORD UNDER THE EDGE.
DROP FEED.

NO.	PLATE	NAME
*15551	—	Arm with 122D, 283D and 7670.....
2002	583	" Dowel Pin.....
123E	540	" Screw.....
7669	3447	" Shaft (horizontal).....
33875	3465	" " " Gear (24 teeth) with 458c.....
2117	583	Arm Shaft (horizontal) Gear Pin.....
458c	584	" " " " Set Screw....
144D	540	" " " " Screw.....
7254	551	" " " (upright).....
7599	571	" " " " Collar with 462c...
2117	583	" " " " Pin.....
462c	5500	" " " " Set Screw....
33876	3465	" " " " Gear (24 teeth) with 449c.....
2117	583	Arm Shaft (upright) Gear Pin.....
449c	586	" " " " Set Screw....
15783	3423	" " " " Lower Bearing Oil Tube.....
7387	564	Arm Shaft (upright) Pinion (20 teeth) with two 456c.....
456c	584	Arm Shaft (upright) Pinion Set Screw....
*7670	—	" Side Plate.....
122D	3457	" " " " Screw.....
283D	586	" " " " Thumb Screw.....
7559	566	" Spool Pin (horizontal).....
15901	3426	" " " Spindle for cord.....
15902	3426	" " " " Bracket with 460c....
193F	585	" " " " " Screw.....
8064	—	" " " " Cone.....
8039	592	" " " " " 8064 with 759F
759F	3457	" " " " " Thumb Screw....
460c	584	" " " " Set Screw.....
15903	—	Arm Spool Spindle Bracket complete, Nos. 15901, 15902 and four 8039.....

NO.	PLATE	NAME
7370	551	Balance Wheel, 2¼ in. pulley, with two 448c.....
2862	551	Balance Wheel, 3 in. pulley, for 3022.....
448c	540	" " " Set Screw.....
*7258	—	Bed.....
7259	553	" Leg.....
145E	540	" " " Screw.....
256J	554	Clamp Stop Motion Clamp Screw.....
248A	540	" " " " " Stop Screw...
2020	554	" " " " " Washer.....
*3023	—	" " " " Flanged Bushing...
4933	554	" " " " " " 3023 with two 462c.....
2022	583	Clamp Stop Motion Flanged Bushing Pin
462c	5500	" " " " " " Set Screw.....
3022	—	Clamp Stop Motion complete, Nos. 248A, 256J, 2020 and 4933.....
15905	3426	Face Plate.....
190D	540	" " " " " Screw.....
22176	3416	" " " " " Thread Guard.....
578F	584	" " " " " " Screw.....
7267	552	Feed Bar.....
313c	540	" " " " " " Screw Centre.....
56813	—	" " " " " " 313c with 1519J...
1519J	541	" " " " " " Nut.....
7268	571	" " " " " " Spring.....
15757	3431	" Bell Crank with 1906 and 7278.....
1887	—	" " " " " " Roller and Screw Stud
1906	3457	" " " " " " " " " " " " " "
		1887 with 1520E and 14017.....
1520E	541	Feed Bell Crank Roller and Screw Stud Nut.....
14017	3424	Feed Bell Crank Roller and Screw Stud Nut Washer.....
674D	584	Feed Bell Crank Screw.....
7278	573	" " " " " " Socket Joint.....
15600	3450	" Cam Gear, 60 teeth.....
675D	584	" " " " " " Screw.....
15906	3428	" Dog, for general work.....

NOTE: No. 15906 is sent with this machine, unless
another Feed Dog is specified on order.

15907	3428	Feed Dog, for overedging scallops.....
50231F	3468	" " " " " " Screw.....
7394	554	" Raising Bar with 7397.....
7276	571	" " " " " " Cap.....

NO.	PLATE	NAME
7288	573	Needle Clamp Thread Guide.....
665J	585	" " " " Screw.....
15588	583	" Stop Pin.....
14031	552	Oscillating Rock Shaft with 4784.....
14856	571	" " " Crank with 735c..
2049	583	" " " " Pin.....
735c	586	" " " " Set Screw..
4784	3468	" " " Oil Pad.....
7317	552	" Shaft.....
7318	571	" " Crank with 735c and 1813.....
2049	583	Oscillating Shaft Crank Pin.....
1813	541	" " " Roller and Stud..
735c	586	" " " Set Screw.....
7299	552	Presser Bar.....
2062	553	" " Lifter.....
36c	540	" " " Screw.....
8399	566	" " Spring.....
7300	571	" " " Bracket with 740c....
740c	585	" " " " Set Screw....
2070	573	" " " Washer.....
15912	3406	" Foot for 15906, for top and edge cording.....
15913	3406	Presser Foot for 15907, for overedging scallop.....
15914	3406	Presser Foot for 15906, for stitching into the cord.....
15915	3406	Presser Foot with cord guide and groove, for chenille, for 15906.....
NOTE: No. 15915 is sent with this machine, unless another Presser Foot is specified on order.		
15916	3406	Presser Foot with cord tube for laying cord in curves on lace, for 15906.....
176D	586	Presser Foot Screw.....
263E	541	Pressure Regulating Thumb Screw.....
2996	5500	Shuttle Bobbin.....
15141	—	Shuttle Bobbin Case Hinge, Nos. 2973, 2974 and 15140.....
15140	5500	Shuttle Bobbin Case Latch.....
2973	5500	" " " " Lever.....
2974	5500	" " " " " Fulcrum Pin.....
2975	5500	Shuttle Bobbin Case Latch Spring.....
592E	5500	" " " " Stop Screw...
*7553	5500	" " " Position Finger.....
2523	5500	" " " " " Rivet

NO.	PLATE	NAME
33993	3463	Shuttle Bobbin Case Position Plate.....
391J	584	" " " " " Screw
23007	3458	Shuttle Bobbin Case complete, Nos. 591F, 592E, 2523, 2975, 7553, 14953 and 15141
15728	5500	Shuttle Body.....
591F	5500	" Tension Regulating Screw.....
14953	3458	" Spring.....
14948	3458	Shuttle, 1 $\frac{1}{8}$ in. diam., Nos. 2996, 15728 and 23007.....
*15730	—	Shuttle Driver.....
15731	5500	" " 15730 with two 462c.....
2049	583	" " Pin.....
462c	5500	" " Set Screw.....
7319	551	" Pitman with 44361, 49308 and four 187D.....
*44361	—	Shuttle Pitman Cap (left).....
187D	3468	" " " " Screw.....
*49308	—	" " " (right).....
187D	3468	" " " " Screw.....
777c	541	" " Connecting Ball Joint Screw
1519E	541	" " " " " " "
Nut.....		
7595	552	Shuttle Pitman Crank Wheel with 435c and 743c.....
743c	540	Shuttle Pitman Crank Wheel Position Screw.....
435c	540	Shuttle Pitman Crank Wheel Set Screw..
14049	554	" Race Back.....
2532	583	" " " Position Pin.....
2533	554	" " " Spring.....
648D	540	" " " " Screw.....
33943	—	" " Body.....
33944	—	" " " 33943 with 7326 and two 662D.....
33945	—	Shuttle Race Body 33944 with two 2532..
33946	—	" " " 33945 with 33993 and two 391J.....
33947	3475	Shuttle Race complete, Nos. 648D, 2533, 14049 and 33946.....
7326	554	Shuttle Race Cap.....
662D	540	" " " Screw.....
145F	540	" " " Screw.....
7593	551	" " Bracket.....
7596	—	Shuttle Race Bracket complete, Nos. 7317, 7318, 7593, 14031, 14856, 15730 and three 2049.....
14051	566	Shuttle Race Bracket Adjusting Slide....

NO.	PLATE	NAME
219F	540	Shuttle Race Bracket Adjusting Slide Screw.....
14105	3424	Shuttle Race Bracket Adjusting Slide Steady Pin.....
135D	585	Shuttle Race Bracket Screw.....
33823	3449	Spool Pin (horizontal).....
33824	3449	" " " 33823 with 33825 and two wood screws 3/4 in. No. 9 R. H. B., for under cord.....
33825	3449	Spool Pin Plate.....
2102	569	Tension Disc.....
1560c	541	" Regulating Thumb Nut.....
413c	586	" Screw Stud.....
33892	—	" " " 413c with 1560c.....
2103	569	" Spring (heavy).....
8238	592	" (light).....
7332	569	" Thread Guard.....
7331	—	Tension complete, Nos. 2103, 7335, 7336, 33892 and two 2102.....
33899	—	Tension complete, Nos. 7335, 7336, 8238, 33892 and two 2102.....
1089F	3457	Thread Nipper Body.....
7640	569	" " Cam with two 453c.....
453c	540	" " " Set Screw.....
15770	3401	" " Cap.....
9540	569	" " Spring.....
848F	569	" " Stud.....
9541	592	" " " Plug (fibre).....
7671	583	" " Thread Eyelet (double)...
330D	540	" " " " Screw.....
15771	3401	Thread Nipper complete, Nos. 848F, 1089F, 9540, 9541 and 15770.....
2112	583	Thread Retaining Disc with 2113.....
2113	583	" " " Steady Pin.....
2114	583	" " " Spring.....
2115	583	" " " Stud.....
460c	584	" " " Set Screw.....
2111	583	Thread Retainer Guide complete, Nos. 2112, 2114 and 2115.....
*33903	—	Thread Take-up Cam.....
7562	553	" " " 33903 with 448c....
2117	583	" " " Pin.....
448c	540	" " " Set Screw.....
*7334	553	" " " Lever with 1822.....
33850	—	" " " 7334 with 79c....
79c	540	" " " Hinge Screw.....
1822	541	" " " Roller and Stud...

NO.	PLATE	NAME
7335	573	Thread Take-up Spring.....
7336	569	" " " Regulator.....
446c	540	" " " " Set Screw
*15917	3428	Throat Plate for 15906, grooved for guiding the cord on the bottom of the material.....

NOTE: No. 15917 is sent with this machine, unless another Throat Plate is specified on order.

15918	3428	Throat Plate with 240D and 15919, for 15907, for cording top and bottom of scallops.....
15919	3428	Throat Plate Cord Guide for cording top and bottom of scallops.....
240D	3428	Throat Plate Cord Guide Screw.....
50231F	3468	" " Screw.....
7542	2437	Drip Pan (power table) with five 1 in. wire nails.....

SINGER Needles should be used
in SINGER Machines.
These Needles and their Containers
are marked with the
Company's Trade Mark "SIMANCO.**" 1

Needles in Containers marked
"FOR SINGER MACHINES"
are NOT **SINGER** made needles. 2

LIST OF PARTS COMPLETE

FOR

MACHINE No. 32-62

FOR EDGES OF HAT SWEATS. HAS $\frac{1}{8}$ INCH NEEDLE THROW, NEEDLE VIBRATES TO THE LEFT OF LINE. MAKES ORNAMENTAL STITCH No. 11 AND HAS ATTACHMENT FOR FOLDING AND GUIDING A BIAS SATEEN STRIP, AT THE SAME TIME INSERTING REED OR A COPPER WIRE, AND STITCHING ALL TO THE HAT SWEAT; HAS ALSO GUIDE FOR BIAS STRIP WITH WIRE, PREPARED FOR STITCHING ON; DROP FEED.

NO.	PLATE	NAME
*15551	—	Arm with 122d, 283d and 7670.....
2002	583	" Dowel Pin.....
123e	540	" Screw.....
7669	3447	" Shaft (horizontal).....
33875	3465	" " " Gear (24teeth) with 458c.....
2117	583	Arm Shaft (horizontal) Gear Pin.....
458c	584	" " " " Set Screw....
144d	540	" " " " Screw.....
7254	551	" " (upright).....
7599	571	" " " Collar with 462c...
2117	583	" " " " Pin.....
462c	5500	" " " " Set Screw....
33876	3465	" " " " Gear (24 teeth) with 449c.....
2117	583	Arm Shaft (upright) Gear Pin.....
449c	586	" " " " Set Screw....
15783	3423	" " " " Lower Bearing Oil Tube.....
7387	564	Arm Shaft (upright) Pinion (20 teeth) with two 456c.....
456c	584	Arm Shaft (upright) Pinion Set Screw....
*7670	—	" Side Plate.....
122d	3457	" " " " Screw.....
283d	586	" " " " Thumb Screw.....
7559	566	" Spool Pin (horizontal).....
7370	551	Balance Wheel, $2\frac{3}{4}$ in. pulley, with two 448c.....

NO.	PLATE	NAME
2862	551	Balance Wheel, 3 in. pulley, for 3022....
448c	540	" " " " Set Screw.....
*7258	—	Bed.....
7259	553	" Leg.....
145e	540	" " " " Screw.....
256j	554	Clamp Stop Motion Clamp Screw.....
248A	540	" " " " " Stop Screw...
2020	554	" " " " " Washer.....
*3023	—	" " " " " Flanged Bushing....
4933	554	" " " " " " 3023 with two 462c.....
2022	583	Clamp Stop Motion Flanged Bushing Pin
462c	5500	" " " " " " Set Screw.....
3022	—	Clamp Stop Motion complete, Nos. 248A, 256j, 2020 and 4933.....
33930	3475	Face Plate with 10136.....
33931	—	Face Plate with Tension Releaser complete, Nos. 106d, 10135, 33930 and 33932.....
190d	540	Face Plate Screw.....
7267	552	Feed Bar.....
313c	540	" " " " " Screw Centre.....
56813	—	" " " " " " 313c with 1519j..
1519j	541	" " " " " " Nut.....
7268	571	" " " " " " Spring.....
15757	3431	" Bell Crank with 1906 and 7278.....
1887	—	" " " " " " Roller and Screw Stud
1906	3457	" " " " " " " " " 1887 with 1520E and 14017.....
1520E	541	Feed Bell Crank Roller and Screw Stud Nut.....
14017	3424	Feed Bell Crank Roller and Screw Stud Nut Washer.....
674d	584	Feed Bell Crank Screw.....
7278	573	" " " " " " Socket Joint.....
15600	3450	" " " " " " Cam Gear, 60 teeth.....
675d	584	" " " " " " Screw.....
7459	3463	" Dog.....
50231f	3468	" " " " " " Screw.....
7394	554	" Raising Bar with 7397.....
7276	571	" " " " " " Cap.....
159f	540	" " " " " " Screw.....
7395	554	" " " " " " Connection.....
7396	564	" " " " " " " Cam with two 446c.....

NO.	PLATE	NAME
446c	540	Feed Raising Bar Connection Cam Set Screw.....
7397	583	Feed Raising Bar Stud.....
7277	571	" " Cam.....
190D	540	" " " Screw.....
7071	573	" " " Washer.....
7836	3456	" Regulator with 7278.....
7281	569	" " Cap.....
183F	540	" " " Screw.....
7278	573	" " Socket Joint.....
271D	540	" " Thumb Screw.....
7279	552	" Rock Shaft.....
307c	540	" " " Screw Centre.....
56814	—	" " " " " 307c with 1513J.....
1513J	541	Feed Rock Shaft Screw Centre Nut.....
36147	3466	Hat Sweat Attachment Band Guide.....
1443B	3463	" " " " " Screw
658B	3463	" " " " " Thumb Screw.....
36148	3466	Hat Sweat Attachment Edge Guide.....
1423B	3463	" " " " " Screw
658B	3463	" " " " " Thumb Screw.....
120007	3466	Hat Sweat Attachment Frame.....
36150	3463	" " " Guide (wire) for leather sweat.....
36155	3466	Hat Sweat Attachment Guide (tube) for ready folded facings.....
1423B	3463	Hat Sweat Attachment Guide Screw.....
36151	3466	" " " Reed and Wire Guide.....
120008	3466	Hat Sweat Attachment Reed and Wire Guide Arm.....
36006	3463	Hat Sweat Attachment Reed and Wire Guide Arm Friction Washer.....
96B	3463	Hat Sweat Attachment Reed and Wire Guide Arm Hinge Screw.....
1443B	3463	Hat Sweat Attachment Reed and Wire Guide Screw.....
36153	3466	Hat Sweat Attachment Strip Folder.....
1423B	3463	" " " " " Screw
36154	3466	" " " " " Guide.....
1443B	3463	" " " " " Screw
658B	3463	" " " " " Thumb Screw.....

NO.	PLATE	NAME
120009	3466	Hat Sweat Attachment complete, Nos. 96B, 36006, 36147, 36148, 36150, 36151, 36153 to 36155, 120007, 120008, three each 658B, 1423B and four 1443B.....
190B	3463	Hat Sweat Attachment Screw.....
7071	3463	" " " " Washer....
286D	3463	" " " Thumb Screw....
7652	552	Needle Bar with 15588.....
15721	—	Needle Bar complete, Nos. 665J, 7287, 7288, 7652 and 15537.....
7283	569	Needle Bar Connecting Link with 1012E
1012E	586	" " " Adjusting Screw.....
380c	541	Needle Bar Connecting Link Hinge Screw
1520E	541	" " " " " Nut.....
7284	571	Needle Bar Connecting Stud with 453c...
453c	540	" " " " Set Screw...
7291	552	" " Frame with 620c.....
33977	3473	" " " Cam and Bevel Gear (45 teeth).....
33978	—	Needle Bar Frame Cam and Bevel Gear 33977 with 15c.....
7290	551	Needle Bar Frame Cam and Bevel Gear Cover.....
190D	540	Needle Bar Frame Cam and Bevel Gear Cover Screw.....
15c	584	Needle Bar Frame Cam and Bevel Gear Screw.....
33965	3474	Needle Bar Frame Driving Bevel Pinion (15 teeth) with two 453c.....
453c	540	Needle Bar Frame Driving Bevel Pinion Set Screw.....
15767	595	Needle Bar Frame Pitman Connection (hinge stud end).....
15787	595	Needle Bar Frame Pitman Connection (regulator end).....
203F	3476	Needle Bar Frame Pitman Connection Screw.....
15768	595	Needle Bar Frame Pitman (adjustable) complete, Nos. 15767, 15787 and two 203F.....
646F	585	Needle Bar Frame Pitman Hinge Screw
7294	571	" " " " " Stud
620c	586	" " " " " Stop Screw.....

NO.	PLATE	NAME
7295	552	Needle Bar Frame Regulator with 1820..
549c	585	" " " " Adjusting Screw Stud.....
7070	573	Needle Bar Frame Regulator Adjusting Screw Stud Sleeve.....
226j	585	Needle Bar Frame Regulator Adjusting Screw Stud Stop Screw (lower).....
226j	585	Needle Bar Frame Regulator Adjusting Screw Stud Stop Screw (upper).....
1589d	3468	Needle Bar Frame Regulator Adjusting Screw Stud Thumb Nut.....
1820	586	Needle Bar Frame Regulator Roller and Stud.....
33948	3474	Needle Bar Frame Regulator Shaft.....
6533	573	" " " " " Collar with 460c.....
460c	584	Needle Bar Frame Regulator Shaft Collar Set Screw.....
7298	583	Needle Bar Frame Regulator Shaft Pin...
577c	585	" " " " Screw Centre (lower)
1517E	586	" " " " " " " Nut.....
673F	585	Needle Bar Frame Screw Centre (upper)
1517D	586	" " " " " " " Nut.....
15537	573	Needle Bar Gib.....
7287	573	" Clamp with 196F.....
196F	540	" " " Screw.....
7288	573	" " " Thread Guide.....
665J	585	" " " " " Screw.....
15588	583	" Stop Pin.....
14031	552	Oscillating Rock Shaft with 4784.....
14856	571	" " " " Crank with 735c..
2049	583	" " " " " Pin.....
735c	586	" " " " " Set Screw..
4784	3468	" " " " Oil Pad.....
7317	552	" Shaft.....
7318	571	" " Crank with 735c and 1813.....
2049	583	Oscillating Shaft Crank Pin.....
1813	541	" " " " Roller and Stud..
735c	586	" " " " " Set Screw.....
7299	552	Presser Bar.....
2062	553	" " " Lifter.....
36c	540	" " " " Screw.....
8399	566	" " " Spring.....

NO.	PLATE	NAME
7300	571	Presser Bar Spring Bracket with 740c....
740c	585	" " " " " Set Screw....
2070	573	" " " " " Washer.....
36157	3463	" Foot for 7459.....
176D	586	" " " Screw.....
263E	541	Pressure Regulating Thumb Screw.....
2996	5500	Shuttle Bobbin.....
33941	—	" " " Case.....
15141	—	" " " " Hinge, Nos. 2973, 2974 and 15140.....
15140	5500	Shuttle Bobbin Case Latch.....
2973	5500	" " " " " Lever.....
2974	5500	" " " " " Fulcrum Pin.....
2975	5500	Shuttle Bobbin Case Latch Spring.....
592E	5500	" " " " " Stop Screw...
*7553	5500	" " " " " Position Finger.....
2523	5500	" " " " " Rivet
33993	3463	" " " " " Plate.....
391J	584	" " " " " Screw
33942	3474	Shuttle Bobbin Case complete, Nos. 591F, 592E, 2523, 2975, 7553, 15141, 15278 and 33941.....
15728	5500	Shuttle Body.....
591F	5500	" Tension Regulating Screw.....
15278	3474	" " " Spring.....
15729	5500	Shuttle, 1½ in. diam., Nos. 2996, 15728 and 33942.....
*15730	—	Shuttle Driver.....
15731	5500	" " " 15730 with two 462c.....
2049	583	" " " Pin.....
462c	5500	" " " Set Screw.....
7319	551	" Pitman with 44361, 49308 and four 187D.....
*44361	—	Shuttle Pitman Cap (left).....
187D	3468	" " " " " Screw.....
*49308	—	" " " " (right).....
187D	3468	" " " " " Screw.....
777c	541	" " " " " Connecting Ball Joint Screw
1519E	541	" " " " " " " Nut.....
7595	552	Shuttle Pitman Crank Wheel with 435c and 743c.....
743c	540	Shuttle Pitman Crank Wheel Position Screw.....
435c	540	Shuttle Pitman Crank Wheel Set Screw..

NO.	PLATE	NAME
14049	554	Shuttle Race Back.....
2532	583	" " " Position Pin.....
2533	554	" " " Spring.....
648d	540	" " " Screw.....
33943	—	" " Body.....
33944	—	" " " 33943 with 7326 and two 662d.....
33945	—	Shuttle Race Body 33944 with two 2532..
33946	—	" " " 33945 with 33993 and two 391j.....
33947	3475	Shuttle Race complete, Nos. 648d, 2533, 14049 and 33946.....
7326	554	Shuttle Race Cap.....
662d	540	" " " Screw.....
145f	540	" " " Screw.....
7593	551	" " " Bracket.....
7596	—	Shuttle Race Bracket complete, Nos. 7317, 7318, 7593, 14031, 14856, 15730 and three 2049.....
14051	566	Shuttle Race Bracket Adjusting Slide
219f	540	" " " " " "
		Screw.....
14105	3424	Shuttle Race Bracket Adjusting Slide Steady Pin.....
135d	585	Shuttle Race Bracket Screw.....
2102	569	Tension Disc.....
1560c	541	" Regulating Thumb Nut.....
33932	3474	" Releaser with 10136.....
106d	584	" " Hinge Screw.....
10135	3474	" " Spring.....
10136	3474	" " " Hook.....
413c	586	" Screw Stud.....
33892	—	" " " 413c with 1560c.....
2103	569	" Spring (heavy).....
8238	592	" " (light).....
7332	569	" Thread Guard.....
7331	—	Tension complete, Nos. 2103, 7335, 7336, 33892 and two 2102.....
33899	—	Tension complete, Nos. 7335, 7336, 8238, 33892 and two 2102.....
1089f	3457	Thread Nipper Body.....
7640	569	" " Cam with two 453c.....
453c	540	" " " Set Screw.....
15770	3401	" " Cap.....
9540	569	" " Spring.....
848f	569	" " Stud.....
9541	592	" " " Plug (fibre).....

NO.	PLATE	NAME
7671	583	Thread Nipper Thread Eyelet (double) ..
330d	540	" " " " " Screw.....
15771	3401	Thread Nipper complete, Nos. 848f, 1089f, 9540, 9541 and 15770.....
2112	583	Thread Retaining Disc with 2113.....
2113	583	" " " Steady Pin.....
2114	583	" " " Spring.....
2115	583	" " " Stud.....
460c	584	" " " Set Screw.....
2111	583	Thread Retainer Guide complete, Nos. 2112, 2114 and 2115.....
*33903	—	Thread Take-up Cam.....
7562	553	" " " 33903 with 448c...
2117	583	" " " Pin.....
448c	540	" " " Set Screw.....
*7334	553	" " " Lever with 1822.....
33850	—	" " " 7334 with 79c....
79c	540	" " " Hinge Screw.....
1822	541	" " " Roller and Stud...
7335	573	" " " Spring.....
7336	569	" " " Regulator.....
446c	540	" " " " Set Screw
36158	3463	Throat Plate for 7459.....
50231f	3468	" " " Screw (back).....
50156d	3468	" " " (front).....
7542	2437	Drip Pan (power table) with five 1 in. wire nails.....

SINGER Needles should be used
in SINGER Machines.
These Needles and their Containers
are marked with the
Company's Trade Mark "SIMANCO.***" 1

Needles in Containers marked
"FOR SINGER MACHINES"
are NOT **SINGER** made needles. 2

HAT SWEAT ATTACHMENT

FOR 32-62 MACHINE

NO.	PLATE	NAME
36790	3466	Strip Folder on Shank, with tube for wire, with 36791, 36792 and four 233r.....
1136D	3463	Strip Folder Thumb Screw.....
36791	3467	Sweat Guide.....
233r	3463	" " Screw.....
36792	3467	Wire Guide.....
233r	3463	" " Screw.....
36794	—	Hat Sweat Attachment complete, Nos. 36788 to 36790, 36793 and two 1136D..
36788	3467	Feed Dog.....
36789	3467	Presser Foot.....
36793	3467	Throat Plate for 36788.....

LIST OF SPECIAL PARTS

FOR FASTENING DEVICE FOR MAKING A LINE OF PLAIN STITCHES AROUND OUTSIDE OF EYELET.

FOR 32-29, 32-41 AND 32-42 MACHINES

NO.	PLATE	NAME
15591	557	Needle Bar Frame Cam Gear Cover.....
15592	—	Needle Bar Frame Cam Gear Cover complete, Nos. 15591 and two 15593.....
33913	—	Needle Bar Frame Cam Gear Cover 15592 with 15543 and two 190D.....
15593	574	Needle Bar Frame Cam Gear Cover Stud
15526	557	" " " Pitman.....
15527	586	" " " Regulator Adjusting Screw Sleeve Bushing.....
41544	583	Needle Bar Frame Regulator Adjusting Screw Washer.....
15528	557	Needle Bar Frame Regulating Lever....
856c	586	" " " " " Hinge Screw.....
15543	557	Needle Bar Frame Pitman Stop.....
190D	540	" " " " " Screw....
15530	557	" " " Spring.....
79D	540	" " " " " Screw.....

IRON BASE

NO.	PLATE	NAME
11118	3401	Bed Frame Cushion (leather).....
7263	553	" " Hinge Connection for 14007..
14098	3459	" " " " " 14097..
14008	3459	" " " " " Pin.....
14009	3459	" " " " " Plate.....
14010	3459	" " " " " Rivet.....
14007	—	Bed Frame Hinge (back) complete, Nos. 7263, 14008 and 14009.....
14097	—	Bed Frame Hinge (front) complete, Nos. 14008, 14009 and 14098.....
14006	642	Bed Frame with 14007, 14097, four each 11118, 14010 and five wood screws 1¼ in. No. 12, for all machines except 32-53 Machine.....
15971	3435	Bed Frame with 14007, 14097, four each 11118, 14010 and five wood screws 1¼ in. No. 12, for 32-53 Machine.....

MACHINE HINGES

NO.	PLATE	NAME
14098	3459	Machine Hinge Connection (left) for 33888 and 33890.....
7263	553	Machine Hinge Connection (right) for 33889 and 33891.....
2809	586	Machine Hinge Connection Hinge Pin....
33887	3468	" " " Plate.....
51075R	3476	" " " Bolt with 51581E, for 33890 and 33891.....
51581E	3476	Machine Hinge Plate Bolt Nut.....
6055	3468	" " " " " Washer for 33890 and 33891.....
33888	—	Machine Hinge (left) complete (power table) Nos. 2809, 14098, 33887 and merlized wood screw 1¼ in. No. 14.....
33889	—	Machine Hinge (right) complete (power table) Nos. 2809, 7263, 33887 and merlized wood screw 1¼ in. No. 14.....
33890	—	Machine Hinge (left) complete (stand and bench stand) Nos. 2809, 6055, 14098, 33887 and 51075R.....
33891	—	Machine Hinge (right) complete (stand and bench stand) Nos. 2809, 6055, 7263, 33887 and 51075R.....

ACCESSORIES

NO.	PLATE	NAME
27055	3460	Machine Button with wood screws 1 $\frac{3}{4}$ in. No. 14 R. H. B.....
12248	599	Machine Rest with 27130 and two wood screws 1 in. No. 12, for bench stand...
27130	3459	Machine Rest (leather).....
120342	7341	Oiler (copper plated) with 120343.....
120343	7341	" Spout, 3 $\frac{1}{2}$ in. long.....
26026	3460	Screw Driver (machine).....
26485	3460	" " (shuttle tension).....
120341	7341	Tweezers (curved).....
4822	3460	Wrench for 1528, 1547 and 1549.....
8908	3460	" " 1519, 1520 and 1620.....
8909	3460	" " 1513, 1514, 1517 and 1518....
23766	3460	" " 1508.....

BINDERS**BINDER (English)****FOR 32-1 MACHINE**

NO.	PLATE	NAME
7272	3442	Feed Dog.....
25721	3441	Folder.....
207F	3441	" Screw.....
7071	3441	" " Washer.....
7461	3442	Presser Foot.....
26614	3441	Ribbon Tension Pin (bent).....
26615	3441	" " " (straight).....
26616	3441	" " Plate.....
25722	3441	Ribbon Tension complete, Nos. 26614, 26616 and four 26615.....
190D	3441	Ribbon Tension Screw.....
7071	3441	" " " Washer.....
35780	3442	Throat Plate for 7272.....
35781	—	Binder complete, Nos. 190D, 207F, 7272, 7461, 25721, 25722, 35780 and two 7071

BINDER (English)**FOR 32-1 MACHINE**

**This Binder is the same as No. 35781,
with the following exceptions:**

NO.	PLATE	NAME
7270	3443	Feed Dog, 13 teeth (15 teeth to the inch) in place of 7272.....
35782	3443	Throat Plate for 7270, in place of 35780...
35783	—	Binder complete, Nos. 190D, 207F, 7270, 7461, 25721, 25722, 35782 and two 7071

BINDER (English)**FOR 32-24 MACHINE**

**This Binder is the same as No. 35781,
with the following exceptions:**

NO.	PLATE	NAME
7444	3441	Feed Dog, in place of 7272.....
7452	3441	Presser Foot, in place of 7461.....
35752	3441	Throat Plate for 7444, in place of 35780...
35753	—	Binder complete, Nos. 190D, 207F, 7444, 7452, 25721, 25722, 35752 and two 7071

BINDER (English)**FOR 32-25 MACHINE**

**This Binder is the same as No. 35781,
with the following exceptions:**

NO.	PLATE	NAME
7459	3444	Feed Dog, in place of 7272.....
35805	3444	Throat Plate for 7459, in place of 35780..
35806	—	Binder complete, Nos. 190D, 207F, 7459, 7461, 25721, 25722, 35805 and two 7071

BINDER (English)**FOR 32-26 MACHINE**

**This Binder is the same as No. 35781,
with the following exceptions:**

NO.	PLATE	NAME
15653	3442	Feed Dog, in place of 7272.....
15654	3442	Presser Foot, in place of 7461.....
35778	3442	Throat Plate for 15653, in place of 35780
35779	—	Binder complete, Nos. 190D, 207F, 15653, 15654, 25721, 25722, 35778 and two 7071

BINDER (English)**FOR 32-49 MACHINE**

**This Binder is the same as No. 35781,
with the following exceptions:**

NO.	PLATE	NAME
15621	3443	Feed (lower) Dog, in place of 7272.....
15698	3443	" (upper) Dog.....
15559	3443	Presser Foot, in place of 7461.....
35784	3443	Throat Plate for 15621, in place of 35780
35785	—	Binder complete, Nos. 190D, 207F, 15559, 15621, 15698, 25721, 25722, 35784 and two 7071.....

BINDER ON SHANK**FOR 32-1 MACHINE**

NO.	PLATE	NAME
7270	3438	Feed Dog, 13 teeth (15 teeth to the inch)
7303	3438	Presser Foot.....
7339	577	Throat Plate, large needle hole, for 7270..
7340	3438	" " small needle hole, for 7270.
35744	3438	Binder on Shank, for ingrain carpets.....
	190D	3441 " Screw.....
	7071	3441 " " Washer.....
	286D	540 " Thumb Screw.....

BINDER ON SHANK**FOR 32-56 MACHINE**

NO.	PLATE	NAME
15813	3437	Feed Dog.....
35743	3437	Presser Foot.....
15817	3437	Throat Plate, large needle hole, for 15813
15818	—	" " small needle hole, for 15813
35742	3437	Binder on Shank, for awnings.....
	190D	3441 " Screw.....
	7071	3441 " " Washer.....
	286D	540 " Thumb Screw.....

EDGE GUIDE**FOR 32-1 MACHINE**

NO.	PLATE	NAME
35689	3436	Edge Guide (double) on Shank, right guide lower, left guide upper, for stitch- ing two strips of lace.....
	190D	3441 Edge Guide Screw.....
	7071	3441 " " " Washer.....
	286D	540 " " Thumb Screw.....

FELLER (Foot)**FOR 32-26 MACHINE**

NO.	PLATE	NAME
15653	3436	Feed Dog.....
15655	3436	Throat Plate, large needle hole, for 15653
15656	3407	" " small needle hole, for 15653
35745	3436	Feller (foot) for bunting flags, for 15653 .

GAUGE FOR HAT SWEATS**FOR 32-25 MACHINE**

NO.	PLATE	NAME
25854	3464	Binding Guide with 25855.....
25855	3464	" " Screw Stud.....
	1577D	3464 " " " " Thumb Nut...
25853	3464	Body.....

NO.	PLATE	NAME
25856	3464	Reed Guide.....
25857	3464	" " Cap.....
5944	3464	" " " Rivet.....
5944	3464	" " Rivet.....
25858	3464	Sweat Band Guide.....
207F	3464	" " " Screw.....
25859	3464	Gauge complete, Nos. 207F, 1577D, 25853, 25854, 25856 to 25858 and eight 5944..
25980	3464	Presser Foot.....

NOTE: Presser Foot No. 25980 used with,
but not included in, No. 25859.

HEMMERS

NO.	PLATE	NAME
28721	3415	Hemmer on Shank, for 1¼ in. to 2 in. hem, for 32-1 Machine.....
35091	3415	Presser Foot for 28721.....
35858	3445	Hemmer on Shank, for canvas work, for 32-1 Machine.....
7270	3445	Feed Dog for 35858.....
35743	3445	Presser Foot for 35858.....
7339	3445	Throat Plate, large needle hole, for 7270..
7340	3438	" " small needle hole, for 7270.
28984	3414	Hemmer on Shank, for shade work, for 32-56 Machine.....
190D	3441	Hemmer Screw.....
7071	3441	" " Washer.....
286D	540	" Thumb Screw.....

PARTS FOR JOINING TWO EDGES OF PLUSH

FOR 32-54 MACHINE

NO.	PLATE	NAME
15886	3440	Feed Dog.....
35747	3440	Presser Foot with 35748 and two 1053D..
35748	3440	" " Needle Hole Strip.....
1053D	3440	" " " Screw....
35749	3440	Throat Plate with 3108, for 15886.....
35750	3440	" " 35749 with 621D and 35751
35751	3440	" " Guide.....
3108	3440	" " Pin.....
621D	3440	" " " Screw.....

TUCKER (Long Arm)

FOR 32-51 AND 32-55 MACHINES

NO.	PLATE	NAME
26568	3460	Edge Guide.....
26569	3460	" " Slide.....
287D	541	" " " Thumb Screw.....
7071	3441	" " " " Washer
939D	3457	" " " Thumb Screw.....
26597	—	Edge Guide complete, Nos. 287D, 7071, 26568 and 26569.....
26570	3446	Tuck Guide Plate.....
26571	3446	" " " Arm with 5944.....
58D	3457	" " " " Hinge Screw....
26572	3446	" " " Bracket.....
732D	585	" " " " Thumb Screw
5944	3424	" " " Guide Pin.....
287D	541	" " " Thumb Screw.....
7071	3441	" " " " " Washer
26598	—	Tuck Guide Plate complete, Nos. 58D, 287D, 732D, 7071, 26570 to 26572 and two wood screws 1 in. No. 12.....
26573	—	Tucker complete, Nos. 939D, 26597 and 26598.....

NOTE: Bed Frame No. 14006 is used with,
but not included in No. 26573.

CUTTING PUNCHES

FOR 32-29, 32-41 TO 32-44 AND 32-46 MACHINES

NO.	PLATE	NAME
234464	—	Cutting Punch (hand) for ¼ in. eyelet...
234471	—	" " " " ⅛ in. eyelet...
234465	—	" " " " ⅜ in. eyelet...
234472	—	" " " " ½ in. eyelet...
234474	—	" " " " ¾ in. eyelet...
15648	3418	" " " " ⅜ in. eyelet...
33868	—	" " " " ¼ in. eyelet...
33869	—	" " " " ⅜ in. eyelet...

BOBBIN WINDERS**BOBBIN WINDER (Eccentric)**

FOR 7370

FOR 32-1 TO 32-26, 32-29 TO 32-32, 32-34, 32-36 TO
32-39, 32-41 TO 32-44, 32-46 TO 32-48, 32-51, 32-52
AND 32-54 TO 32-62 MACHINES.

NO.	PLATE	NAME
2466	553	Eccentric.....
286D	540	" Thumb Screw.....
2467	553	Frame.....
2460	557	Friction Ring (rubber).....
2461	553	Pulley.....
2693	553	Spindle.....
2694	—	" 2693 with 2461.....
2692	553	Bobbin Winder complete, Nos. 286D, 2460, 2466, 2467 and 2694..
161D	540	Bobbin Winder Screw.....

BOBBIN WINDER (Eccentric)

FOR 2862

FOR 32-1 TO 32-26, 32-29 TO 32-32, 32-34, 32-36 TO
32-39, 32-41 TO 32-44, 32-46 TO 32-48, 32-51, 32-52,
32-54 TO 32-62 MACHINES AND FOR 7706 FOR
32-45 AND 32-49 MACHINES.

NO.	PLATE	NAME
2466	553	Eccentric.....
286D	540	" Thumb Screw.....
7532	557	Frame.....
2460	557	Friction Ring (rubber).....
2461	553	Pulley.....
2693	553	Spindle.....
2694	—	" 2693 with 2461.....
7531	557	Bobbin Winder complete, Nos. 286D, 2460, 2466, 2694 and 7532.....
161D	540	Bobbin Winder Screw.....

BOBBIN WINDER

(SWINGING AUTOMATIC, RIGHT HAND)

NO.	PLATE	NAME
27540	2445	Base.....
15072	3424	Bobbin Position Pin.....
27302	2445	Frame.....

NO.	PLATE	NAME
50356D	3468	Frame Hinge Screw.....
1620J	3468	" " " Nut.....
27303	3448	" Spring.....
27541	2445	Pulley.....
*27849	—	Spindle.....
27538	2445	" 27849 with 15072, 27850 and 41828
*27850	—	" Collar.....
*41828	—	" " Pin.....
27306	2445	Spool Pin.....
27307	2445	" Stand.....
27308	2445	Spool Stand complete, Nos. 418E, 1562J, 2106, 10141, 11241, 27306, 27307 and two each 2455 and wood screws 1 in. No. 10.....
11241	3455	Spool Washer (cloth).....
27312	2445	Stop Latch.....
35D	584	" " Hinge Screw.....
2455	583	Tension Disc.....
1562J	3457	" Regulating Thumb Nut.....
418E	3457	" Screw Stud.....
10141	583	" Spring.....
2106	583	" Thread Guide.....
27647	2445	Bobbin Winder, Nos. 35D, 1620J, 27302, 27303, 27312, 27538, 27540, 27541, 50356D and two wood screws 1 in. No. 7
27544	—	Bobbin Winder (swinging automatic, right hand) complete, Nos. 27308 and 27647

BOBBIN WINDER

SWINGING AUTOMATIC (RIGHT HAND)

FOR POWER TABLE

NO.	PLATE	NAME
225433	3469	Bobbin Winder and Tension Bracket Base
225453	3470	Frame with 202277 and 225438.....
225454	3471	" Hinge Pin.....
202277	3471	" Oil Packing (wick).....
225438	3471	" " Well Cap.....
225455	3471	" Spring.....
225456	3471	" " Plunger.....
202473	3470	Pulley with 200380c.....
200380c	3471	" Set Screw.....
225381	3470	Spindle.....
225444	3471	Stop Latch.....
200056E	3471	" " Screw.....
225458	3471	" " Thumb Lever.....

NO.	PLATE	NAME
225459	3471	Stop Latch Thumb Hinge Stud...
225460	3471	" " " " Joint Stud....
202478	3471	" " Trip Lever.....
200299H	3471	" " " " Hinge Screw.....
225461	3471	Tension Bracket with 201499B.....
200082D	3471	" " Screw.....
228026	—	" " " Washer.....
2102	3471	" Disc.....
202407	3471	" Spring.....
201499B	3471	" Stud.....
201572B	3471	" " Thumb Nut.....
225462	—	Tension Bracket complete, Nos. 201572B, 202407, 225461 and two 2102.....
225382	3469	Bobbin Winder complete, Nos. 200056E, 200082D, 200299H, 202473, 202478, 225381, 225433, 225444, 225453 to 225456, 225458 to 225460, 225462, 228026 and two wood screws ¼ in. No. 13 R. H. M. F. O. and A.....

BOBBIN WINDER

(SWINGING AUTOMATIC, RIGHT HAND)

This Bobbin Winder is the same as No. 27544,
with the following exceptions:

NO.	PLATE	NAME
27610	2445	Spindle with 15072, in place of 27538....
2846	2445	" for Spool.....
27611	—	" 27610 with 2846.....
27656	2445	Bobbin Winder, Nos. 35D, 1620J, 27302, 27303, 27312, 27540, 27541, 27611, 50356D and two wood screws 1 in. No. 7, in place of 27647.....
27612	—	Bobbin Winder (swinging automatic, right hand) complete, Nos. 27308 and 27656

DRIVING ATTACHMENT

NO.	PLATE	NAME
16592	3446	Balance Wheel (friction) with 7958, 16524 and two 435c.....
16524	—	Balance Wheel Friction Ring (leather)...
7958	3468	" " " " Stop Pin....
435c	540	" " Set Screw.....
15072	3424	Bobbin Position Pin.....
16514	3455	" Winder Frame.....
32D	584	" " " Hinge Screw.....

NO.	PLATE	NAME
16515	3455	Bobbin Winder Frame complete, Nos. 333D, 5960, 5961, 5963, 15077 and 16514
5960	3455	Bobbin Winder Friction Wheel (leather)..
5961	3455	" " " " Washer
333D	584	" " " " "
		Screw.....
15077	3455	Bobbin Winder Spindle with 15072.....
5963	3455	" " " Flange.....
27306	2445	" " Spool Pin.....
27307	2445	" " " Stand.....
27308	2445	Bobbin Winder Spool Stand complete, Nos. 418E, 1562J, 2106, 10141, 11241, 27306, 27307 and two each 2455 and wood screws 1 in. No. 10.....
2455	583	Bobbin Winder Spool Stand Tension Disc
1562J	3457	" " " " " Regu- lating Thumb Nut.....
418E	3457	Bobbin Winder Spool Stand Tension Screw Stud.....
10141	583	Bobbin Winder Spool Stand Tension Spring.....
2106	583	Bobbin Winder Spool Stand Tension Thread Guide.....
11241	3455	Bobbin Winder Spool Washer (cloth)....
15078	3455	" " Spring.....
180F	586	" " " Screw.....
16516	3455	" " Stop Latch with 152F and 1550H.....
152F	585	Bobbin Winder Stop Latch Adjusting Screw
1550H	586	" " " " " "
		Nut.....
75D	3457	Bobbin Winder Stop Latch Hinge Screw
27303	3448	" " " " Spring.....
7958	3468	" " " " Stop Pin....
15080	3446	Bracket.....
15705	597	" Packing.....
138E	585	" " Screw.....
692D	541	" Screw.....
15081	3446	Driving Arm with 2928, 7958 and two 15132.....
2928	597	Driving Arm Brake (leather).....
15132	3459	" " " Rivet.....
12178	3468	" " Friction Plug (wood).....
427E	3468	" " " " Adjusting Screw.....

DRIVING ATTACHMENT

NO.	PLATE	NAME
1508E	3817	Driving Arm Friction Plug Adjusting Screw Nut.....
2929	597	Driving Arm Hinge Pin.....
435c	540	" " " " Set Screw.....
15706	594	" " Pitman.....
2931	597	" " " Crank.....
2022	583	" " " Pin.....
2933	597	" " " Spring.....
65D	3457	" " " Hinge Screw.....
15083	—	Driving Arm complete, Nos. 32D, 75D, 180F, 427E, 435C, 1508E, 2929, 12178, 15078, 15080, 15081, 16515, 16516 and 27303.....
16594	3446	Driving Friction Pulley, 2 $\frac{1}{8}$ in. diam., with 861D and 10236.....
10236	591	Driving Friction Pulley Centre Bearing...
861D	584	" " " Oil Hole Stop Screw.....
12188	3455	Oil Cover.....
397D	584	" " Screw.....
27070	363	Shaft Driving Pulley (sectional grooved) 10 in. diam., 1 $\frac{1}{8}$ in. bore, with two 597C
597C	3468	Shaft Driving Pulley Set Screw.....
12189	555	Starting Crank.....
2022	583	" " Pin.....
2932	597	" " Shaft.....
15707	596	" " " Bracket.....
138E	585	" " " Screw.....
15708	—	Starting Crank Shaft Bracket complete, Nos. 2931, 2932, 12189, 15707 and two 2022.....
126036	3477	Treadle.....
126205	3475	" Bracket (left).....
126207	3476	" " " Hook.....
23258	3476	" " " Friction Washer.....
126208	3476	Treadle Bracket (left) Hook Rivet.....
126206	—	Treadle Bracket (left) complete, Nos. 23258, 126205, 126207, 126208 and two wood screws 1 in. No. 14.....
46681	3475	Treadle Bracket (right).....
60502	—	" " " 46681 with two wood screws 1 in. No. 14.....
27637	—	Treadle Pitman Rod (lower).....
27638	3468	" " " Spring.....
6055	3468	" " " " Washer.....
27639	—	" " " (upper).....

DRIVING ATTACHMENT

NO.	PLATE	NAME
9079	542	Treadle Pitman Rod Clamp with 354c...
354c	3468	" " " " Screw.....
27640	—	Treadle Pitman complete, Nos. 2762, 6055, 9079 and 27637 to 27639.....
2762	3468	Treadle Stop Collar with 362F.....
362F	3468	" " " Set Screw.....
126209	—	Treadle complete, Nos. 60502, 126036 and 126206.....
126210	—	Treadle and Pitman complete, Nos. 27640 and 126209.....
15709	—	Driving Attachment complete, Nos. 397D, 692D, 2933, 12188, 15083, 15705, 15706, 15708, 16592, 16594, 27070, 27308, 126210, two 65D and four 138E.....

KNEE LIFTER PARTS

NO.	PLATE	NAME
7535	542	Lifting Lever for 7533, 7543, 15981, 33827 to 33829, 33831, 33832, 33879 and 33882
7536	542	Lifting Lever for 7534, 7544, 15982, 33833 and 33880.....
15642	599	Lifting Lever for 15650, 15651, 15983, 33834 and 33881.....
802D	540	Lifting Lever Hinge Screw.....
7537	542	" " Sliding Block for 7534, 7544, 15982, 33833 and 33880.....
76D	585	Lifting Lever Sliding Block Screw.....
15773	3431	" " Spring.....
7538	557	Presser Bar Lifting Bracket with 740c for 7533, 7534, 7543, 7544, 15981, 15982, 33831, 33833, 33879 and 33880.....
7597	557	Presser Bar Lifting Bracket with 453c for 33827 to 33829, 33832 and 33882.....
740c	585	Presser Bar Lifting Bracket Set Screw for 7538.....
453c	540	Presser Bar Lifting Bracket Set Screw for 7597.....
2763	542	Rock Shaft for 2777, 12250, 15715 and 33860.....
33877	3465	Rock Shaft for 33878.....
20091	600	" " " 33830.....
7539	542	" " Hanger with two wood screws 1 in. No. 10, for 7541, 12250, 15715 and 33860.....

NO.	PLATE	NAME
2764	3465	Rock Shaft Hanger with two wood screws 1 in. No. 10, for 33878
7539	542	Rock Shaft Hanger (back) with two wood screws 1 in. No. 10, for 33830
12242	542	Rock Shaft Hanger with two wood screws 1 in. No. 10, for 2777
20093	600	Rock Shaft Hanger (front) with two wood screws 1 in. No. 10, for 33830
2765	542	Rock Shaft Knee Arm for 2768
15713	594	" " " " 15714
2766	542	" " " " Hub with 356c, for 2768 and 15714
356c	541	Rock Shaft Knee Arm Hub Set Screw
2768	—	Rock Shaft Knee Arm complete for 2777, 12250, 33830 and 33860, Nos. 2765 to 2767
15714	—	Rock Shaft Knee Arm complete for 15715 and 33878, Nos. 2766, 2767 and 15713 ..
2767	542	Rock Shaft Knee Plate with 356c
356c	541	" " " " Set Screw
6337	542	" " " " Lifting Bracket with two 356c ..
2778	542	" " " " Hook for 2777, 12250, 15715, 33830 and 33878
33859	3465	Rock Shaft Lifting Bracket Hook for 33860
356c	541	Rock Shaft Lifting Bracket Hook Set Screw
356c	541	Rock Shaft Lifting Bracket Set Screw
2770	542	" " " " Stop Dog with 356c
356c	541	" " " " Set Screw
12250	—	Rock Shaft complete for 7543, 7544 and 33828, Nos. 2763, 2768, 2778, 6337 and two each 2770 and 7539
2777	542	Rock Shaft complete for 7533, 7534, 15650 and 33827, Nos. 2763, 2768, 2770, 2778, 6337 and two 12242
15715	—	Rock Shaft complete for 15981 to 15983 and 33829, Nos. 2763, 2778, 6337, 15714 and two each 2770 and 7539
33830	—	Rock Shaft complete for 33831 to 33834, Nos. 2768, 2778, 6337, 7539, 20091, 20093 and two 2770
33860	—	Rock Shaft complete for 15651, Nos. 2763, 2768, 2770, 6337, 33859 and two 7539 ..
33878	—	Rock Shaft complete for 33879 to 33882, Nos. 2778, 6337, 15714, 33877 and two each 2764 and 2770

NO.	PLATE	NAME
7533	—	Knee Lifter complete (power table) for 32-1, 32-3, 32-5, 32-8, 32-9, 32-11, 32-17, 32-20, 32-24 to 32-26, 32-29, 32-34, 32-36 to 32-39, 32-41 to 32-44, 32-46 to 32-48, 32-52, 32-54 and 32-56 to 32-62 Machines, Nos. 802d, 2777, 7535, 7538 and 15773
7534	—	Knee Lifter complete (power table) for 32-10, 32-12 to 32-16, 32-18, 32-19, 32-21 to 32-23, 32-30, 32-51 and 32-55 Machines, Nos. 76d, 802d, 2777, 7536 to 7538 and 15773
15650	—	Knee Lifter complete (power table) for 32-45 and 32-49 Machines, Nos. 802d, 2777, 15642 and 15773
33827	—	Knee Lifter complete (power table) for 32-2, 32-4, 32-6, 32-7 and 32-31 Machines, Nos. 802d, 2777, 7535, 7597 and 15773 ..
7543	—	Knee Lifter complete (Stand No. 25288) for 32-1, 32-3, 32-5, 32-8, 32-9, 32-11, 32-17, 32-20, 32-24 to 32-26, 32-29, 32-34, 32-36 to 32-39, 32-41 to 32-44, 32-46 to 32-48, 32-52, 32-54 and 32-56 to 32-62 Machines, Nos. 802d, 7535, 7538, 12250 and 15773
7544	—	Knee Lifter complete (Stand No. 25288) for 32-10, 32-12 to 32-16, 32-18, 32-19, 32-21 to 32-23, 32-30, 32-51 and 32-55 Machines, Nos. 76d, 802d, 7536 to 7538, 12250 and 15773
15651	—	Knee Lifter complete (Stand No. 25288) for 32-45 and 32-49 Machines, Nos. 802d, 15642, 15773 and 33860
33828	—	Knee Lifter complete (Stand No. 25288) for 32-2, 32-4, 32-6, 32-7 and 32-31 Machines, Nos. 802d, 7535, 7597, 12250 and 15773
33831	—	Knee Lifter complete (Stand No. 25255) for 32-1, 32-3, 32-5, 32-8, 32-9, 32-11, 32-17, 32-20, 32-24 to 32-26, 32-29, 32-34, 32-36 to 32-39, 32-41 to 32-44, 32-46 to 32-48, 32-52, 32-54 and 32-56 to 32-62 Machines, Nos. 802d, 7535, 7538, 15773 and 33830
33832	—	Knee Lifter complete (Stand No. 25255) for 32-2, 32-4, 32-6, 32-7 and 32-31 Machines, Nos. 802d, 7535, 7597, 15773 and 33830

NO.	PLATE	NAME
33833	—	Knee Lifter complete (Stand No. 25255) for 32-10, 32-12 to 32-16, 32-18, 32-19, 32-21 to 32-23, 32-30, 32-51 and 32-55 Machines, Nos. 76d, 802d, 7536 to 7538, 15773 and 33830.....
33834	—	Knee Lifter complete (Stand No. 25255) for 32-45 and 32-49 Machines, Nos. 802d, 15642, 15773 and 33830.....
15981	—	Knee Lifter complete (bench stand) for 32-1, 32-3, 32-5, 32-8, 32-9, 32-11, 32-17, 32-20, 32-24 to 32-26, 32-29, 32-34, 32-36 to 32-39, 32-41 to 32-44, 32-46 to 32-48, 32-52, 32-54 and 32-56 to 32-62 Machines, Nos. 802d, 7535, 7538, 15715 and 15773.....
15982	—	Knee Lifter complete (bench stand) for 32-10, 32-12 to 32-16, 32-18, 32-19, 32-21 to 32-23, 32-30, 32-51 and 32-55 Machines, Nos. 76d, 802d, 7536 to 7538, 15715 and 15773.....
15983	—	Knee Lifter complete (bench stand) for 32-45 and 32-49 Machines, Nos. 802d, 15642, 15715 and 15773.....
33829	—	Knee Lifter complete (bench stand) for 32-2, 32-4, 32-6, 32-7 and 32-31 Machines, Nos. 802d, 7535, 7597, 15715 and 15773.....
33879	—	Knee Lifter complete for 14006, for 32-1, 32-3, 32-5, 32-8, 32-9, 32-11, 32-17, 32-20, 32-24 to 32-26, 32-29, 32-34, 32-36 to 32-39, 32-41 to 32-44, 32-46 to 32-48, 32-52, 32-54 and 32-56 to 32-62 Machines, Nos. 802d, 7535, 7538, 15773 and 33878.....
33880	—	Knee Lifter complete for 14006, for 32-10, 32-12 to 32-16, 32-18, 32-19, 32-21 to 32-23, 32-30, 32-51 and 32-55 Machines, Nos. 76d, 802d, 7536 to 7538, 15773 and 33878.....
33881	—	Knee Lifter complete for 14006, for 32-45 and 32-49 Machines, Nos. 802d, 15642, 15773 and 33878.....
33882	—	Knee Lifter complete for 14006, for 32-2, 32-4, 32-6, 32-7 and 32-31 Machines, Nos. 802d, 7535, 7597, 15773 and 33878.....

STAND (ROCKING TREADLE)

NO.	PLATE	NAME
25124	2438	Band Wheel, 12½ in. diam., with 2117 and 25010.....
25010	2438	Band Wheel Crank.....
2117	583	" " " Pin.....
297c	541	" " " Screw Centre.....
46629	—	" " " " " 297c with 1507r.....
1507r	541	Band Wheel Crank Screw Centre Nut.....
25015	—	Belt, size ¾ in., length 61½ in., with 25027.....
25027	3448	" Hook.....
46667	—	Brace.....
82985	5216	" 46667 with three 46629.....
46528	—	" Section (left) with 46629.....
46663	—	" " (right) with two 46629.....
880r	3476	" " Screw.....
46662	—	Brace (sectional) complete, Nos. 46528, 46663 and three 880r.....
748r	3476	Brace Screw.....
82973	5216	Leg.....
25123	—	Pitman Adjusting Block.....
558r	541	" " Screw.....
1570r	541	" " " Nut.....
25075	3416	" " " Washer.....
25074	2438	Pitman (adjustable) complete, with two each 558r, 1570r, 25075 and 25123....
7958	3468	Pitman Pin.....
11742	3416	" Washer.....
25082	2438	Treadle.....
297c	541	" Screw Centre.....
46629	—	" " " 297c with 1507r....
1507r	541	" " " Nut.....
25086	2438	Wrench for 1507.....
25288	—	Stand (iron work) complete, Nos. 7958, 11742, 25074, 25082, 25086, 25124, 82985, two 82973 and four 748r.....

STAND (HIGH SPEED)

NO.	PLATE	NAME
25329	3813	Band Wheel, 16 in. diam., with 1312c.....
1312c	3817	" " Set Screw.....
25421	3814	" " Shaft.....

NO.	PLATE	NAME
25422	3815	Band Wheel Shaft Driver (left).....
25423	3815	" " " " " Clutch (left).....
25424	3815	Band Wheel Shaft Driver (left) Clutch (right) with 5564.....
25425	3817	Band Wheel Shaft Driver (left) Clutch Spring.....
5564	3817	Band Wheel Shaft Driver (left) Clutch Spring Hook.....
25426	3815	Band Wheel Shaft Driver (right).....
25427	3815	" " " " " Clutch (left).....
25428	3815	Band Wheel Shaft Driver (right) Clutch (right) with 5564.....
25425	3817	Band Wheel Shaft Driver (right) Clutch Spring.....
5564	3817	Band Wheel Shaft Driver (right) Clutch Spring Hook.....
25429	3815	Band Wheel Shaft Driving Flange with 356c.....
*46604	—	Band Wheel Shaft Driving Flange (left) complete, Nos. 25422 to 25425, 25429 and 25434.....
*46605	—	Band Wheel Shaft Driving Flange (right) complete, Nos. 25425 to 25429 and 25434.....
356c	3817	Band Wheel Shaft Driving Flange Set Screw.....
25370	—	Belt, size ¼ in., length 67½ in., with 25127
25127	3817	" Hook.....
25430	3814	Brace.....
748R	3817	" Screw.....
25431	3813	Driving Arm (left) with 435c and 25435..
25432	3813	" " (right) with 435c and 25435
25433	3816	" " Hinge Pin.....
435c	3817	" " " " Set Screw.....
25434	3815	" Pinion.....
25345	3813	" Segment (rack).....
534R	3817	" " Bolt with 1510R.....
1510R	3817	" " " Nut.....
25446	3817	" " " " Washer.....
25349	3813	Foot Rest.....
25350	3817	" " Cotter Pin.....
25435	3816	" " Hinge Pin.....
25436	3813	Leg (left).....
25437	3813	" (right).....
25438	3814	" Stay Rod.....

NO.	PLATE	NAME
1508R	3817	Leg Stay Rod Nut.....
25086	3813	Wrench for 1510.....
25255	—	Stand (iron work) complete, Nos. 25086, 25329, 25421, 25430 to 25432, 25436 to 25438, 46604, 46605, two each 25345, 25349, 25350, 25433 and four each 534R, 748R, 1508R and 25446.....
7545	2437	Drip Pan with five 1 in. wire nails.....

STARTING TREADLE PARTS

FOR 32-27, 32-28 AND 32-53 MACHINES

NO.	PLATE	NAME
6439	—	Chain, length 36 in. to 45 in., with 56864 and 56865.....

NOTE: When ordering No. 6439, give length required.

56864	3476	Chain Hook (large).....
56865	3476	" " (small).....
14209	3477	Treadle.....
7585	3426	" Shaft.....
14357	3477	" Stand.....
14358	3477	Treadle complete, Nos. 7585, 14209, 14357 and four wood screws 1¼ in. No. 12....

TREADLE PARTS

FOR NEEDLE BAR FRAME PITMAN CONNECTION

FOR 32-59 MACHINE

NO.	PLATE	NAME
6439	—	Chain, length 36 in. to 45 in., with 56864 and 56865.....

NOTE: When ordering No. 6439, give length required.

56864	3476	Chain Hook (large).....
56865	3476	" " (small).....
4879	3455	" Connecting Link.....
4881	599	Treadle.....
4882	3455	" Shaft.....
4883	3455	" Spring.....
4884	599	" Stand.....
4885	599	Treadle complete, Nos. 4879, 4881 to 4884 and two wood screws 1 in. No. 16.....

TABLE BELT GUIDE

FOR 32-27, 32-28 AND 32-53 MACHINES

NO.	PLATE	NAME
14229	642	Bracket with 448c.....
14230	642	Pulley.....
126928	—	“ Shaft.....
14231	3426	“ “ 126928 with 858c.....
858c	586	“ “ Plug Screw.....
448c	540	“ “ Set Screw.....
14232	642	Table Belt Guide complete, Nos. 14229 to 14231 and four wood screws 1¼ in. No. 10 R. H. B.....

THREAD UNWINDER

FOR ONE SPOOL

NO.	PLATE	NAME
225389	8523	Spool Rest with 201018c.....
225388	8523	“ “ Rod.....
200383c	3476	“ “ “ Set Screw.....
201018c	3476	“ “ “ Set Screw.....
202490	8523	“ Stand with 200383c.....
225391	8523	Thread Guide.....
201696j	3476	“ “ Lock Nut.....
225392	8523	“ “ Rod with 208e and 225393.....
208e	540	“ “ “ Screw.....
225393	3476	“ “ “ Washer.....
225394	8523	Thread Unwinder complete, Nos. 201696j, 202490, 225388, 225389, 225391, 225392 and three wood screws ⅞ in. No. 12....
27739	7234	Thread Cone (wood) for large cones.....
225390	7234	“ “ Holder, for inverted cones....

NOTE: Nos. 27739 and 225390 are used with, but not included in 225394.

THREAD UNWINDER

FOR TWO SPOOLS

NO.	PLATE	NAME
225395	7233	Spool Rest with 201018c.....
225388	7233	“ “ Rod.....
200383c	3476	“ “ “ Set Screw.....
201018c	3476	“ “ “ Set Screw.....
202490	7233	“ Stand with 200383c.....

THREAD UNWINDER

NO.	PLATE	NAME
225391	7233	Thread Guide.....
201696j	3476	“ “ Lock Nut.....
225392	7233	“ “ Rod with 208e and 225393.....
208e	540	“ “ “ Screw.....
225393	3476	“ “ “ Washer.....
225396	7233	Thread Unwinder complete, Nos. 201696j, 202490, 225388, 225392, 225395, two 225391 and three wood screws ⅞ in. No. 12.....
27739	7234	Thread Cone (wood) for large cones.....
225390	7234	“ “ Holder, for inverted cones....

NOTE: Nos. 27739 and 225390 are used with, but not included in 225396.

OBSOLETE PARTS

NO.	PLATE	NAME
*15552	—	Arm for 32-27 Machine.....
*15553	—	“ for 32-28 Machine.....
*15550	—	“ with 122b, 283d and 7670, for 32-57 Machine.....
15576	594	Arm Shaft (horizontal) for 32-27 and 32-28 Machines.....
7253	552	Arm Shaft (horizontal) Gear (24 teeth) with 458c.....
7503	551	Arm Shaft (upright) for 32-27 and 32-28 Machines.....
7256	552	Arm Shaft (upright) Gear (24 teeth) with 449c.....
*15557	—	Bed for 32-27 and 32-28 Machines.....
*15922	—	“ “ 32-53 Machine.....
327d	540	“ Leg Screw.....
15732	599	Drip Pan for 32-1 to 32-9, 32-11, 32-17, 32-20, 32-24 to 32-26, 32-29, 32-31, 32-34, 32-36 to 32-39, 32-41 to 32-44 and 32-46 to 32-48 Machines on Stand No. 25241.....
15735	600	Drip Pan for 32-10, 32-12 to 32-16, 32-18, 32-19, 32-21 to 32-23, 32-30 and 32-51 Machines on Stand No. 25241.....
7347	551	Face Plate for 32-45 and 32-49 Machines.....
15775	596	“ “ “ 32-54 Machine.....
7389	558	Feed Cam Gear (60 teeth) for 32-10 Machine.....
7407	558	Feed Cam Gear (60 teeth) for 32-11 Machine.....

NO.	PLATE	NAME
7409	558	Feed Cam Gear (60 teeth) for 32-12 Machine.....
7410	562	Feed Cam Gear (60 teeth) for 32-13 to 32-16 Machines.....
7412	562	Feed Cam Gear (60 teeth) for 32-17 Machine.....
7414	561	Feed Cam Gear (60 teeth) for 32-18 Machine.....
7424	560	Feed Cam Gear (60 teeth) for 32-19 Machine.....
7428	560	Feed Cam Gear (60 teeth) for 32-20 Machine.....
7430	561	Feed Cam Gear (60 teeth) for 32-21 Machine.....
7443	560	Feed Cam Gear (60 teeth) for 32-23 Machine.....
7499	563	Feed Cam Gear (60 teeth) for 32-30 Machine.....
7686	3450	Feed Cam Gear (60 teeth) for 5 stitches, for 32-22 Machine.....
7437	559	Feed Cam Gear (60 teeth) for 6 stitches, for 32-22 Machine.....
7687	563	Feed Cam Gear (60 teeth) for 7 stitches, for 32-22 Machine.....
7438	559	Feed Cam Gear (60 teeth) for 10 stitches, for 32-22 Machine.....
7269	575	Feed Dog for 32-6 Machine.....
15822	3413	" " (four rows of spiked teeth) for 32-9 to 32-21, 32-23, 32-30 and 32-34 Machines.....
7273	578	Feed Dog, for tacking clothing, for 32-38 Machine.....
7390	579	Feed Dog for 7322, for 32-10, 32-12 to 32-21, 32-23 and 32-30 Machines.....
15652	3421	Feed Dog for 32-1 Machine.....
15776	3411	" " " 32-54 Machine.....
15788	3411	" " " 32-54 Machine.....
15760	3410	" " " 32-38 Machine.....
33907	3410	" " " (spiked teeth) for 32-38 Machine.....
219F	540	Feed Dog Screw for 32-1 to 32-26, 32-30, 32-31, 32-34, 32-36 to 32-39, 32-47, 32-51, 32-52, 32-54, 32-55 and 32-57 to 32-62 Machines.....
219F	540	Feed (lower) Dog Screw for 32-45 and 32-49 Machines.....
15814	594	Feed Lever for 7275, for 32-56 Machine..

NO.	PLATE	NAME
7275	552	Feed Lever Cam with two 435c, for 32-56 Machine.....
15753	3403	Feed Ring, for leather work, for 32-29 Machine.....
15690	596	Feed Wheel Shaft Frame Bracket with 462c, for 15752.....
15570	556	Guide Bar Lifting Bracket for 32-45 Machine.....
7282	552	Needle Bar with 15588, for 32-1, 32-3, 32-5, 32-8 and 32-30 Machines.....
7357	558	Needle Bar Frame Bevel Gear (45 teeth) for 7653, 7655, 7657, 7662, 7678 and 7680.....
7655	562	Needle Bar Frame Bevel Gear 7357 with 7363, for 32-5, 32-6 and 32-22 (10 stitch) Machines.....
7657	562	Needle Bar Frame Bevel Gear 7357 with 7367, for 32-7, 32-9, 32-10, 32-12 to 32-23 and 32-51 Machines.....
7678	598	Needle Bar Frame Bevel Gear 7357 with 7679, for 5 stitches, for 32-22 Machines.....
7680	563	Needle Bar Frame Bevel Gear 7357 with 7681, for 7 stitches, for 32-22 Machine..
7653	558	Needle Bar Frame Bevel Gear 7357 with 7358, for 32-3, 32-4, 32-20, 32-22 (6 stitch) 32-28, 32-31, 32-34, 32-47, 32-55 and 32-57 Machines.....
7662	560	Needle Bar Frame Bevel Gear 7357 with 7425, for 32-19 Machine.....
7289	552	Needle Bar Frame Cam and Bevel Gear (36 teeth) for 33902.....
7460	559	Needle Bar Frame Cam and Bevel Gear (36 teeth) for 32-25, 32-41, 32-42 and 32-46 Machines.....
33902	—	Needle Bar Frame Cam and Bevel Gear 7289 with 15c, for 32-1, 32-2, 32-26, 32-29, 32-32, 32-36 to 32-39, 32-43 to 32-45, 32-48 and 32-49 Machines.....
15778	598	Needle Bar Frame Cam and Bevel Gear for 32-54 Machine.....
7408	554	Needle Bar Frame Cam and Bevel Gear (45 teeth) for 32-11, 32-17 and 32-61 Machines.....
7449	560	Needle Bar Frame Cam and Bevel Gear (36 teeth) for 33922.....

NO.	PLATE	NAME
33922	—	Needle Bar Frame Cam and Bevel Gear 7449 with 15c, for 32-24 and 32-59 Machines.....
33844	3465	Needle Bar Frame Cam and Bevel Gear (36 teeth) for 32-25, 32-41, 32-42 and 32-46 Machines.....
15973	3451	Needle Bar Frame Cam and Bevel Gear (36 teeth) for 33910.....
33910	—	Needle Bar Frame Cam and Bevel Gear 15973 with 15c, for 32-54 Machine.....
15972	3426	Needle Bar Frame Cam and Bevel Gear (36 teeth) for 33898.....
33898	—	Needle Bar Frame Cam and Bevel Gear 15972 with 15c, for 32-1, 32-2, 32-26, 32-29, 32-32, 32-36 to 32-39, 32-43 to 32-45, 32-48, 32-49, 32-53, 32-56 and 32-60 Machines.....
15850	3418	Needle Bar Frame Bevel Gear for 33820..
33820	—	Needle Bar Frame Cam complete for 32-58 Machine, Nos. 15849, 15850 and two 127E.....
33826	3451	Needle Bar Frame Cam and Bevel Gear (45 teeth) for 32-62 Machine.....
7292	552	Needle Bar Frame Driving Bevel Pinion (18 teeth) with two 453c, for 32-1, 32-2, 32-8, 32-24 to 32-26, 32-29 to 32-32, 32-36 to 32-39, 32-41 to 32-46, 32-48, 32-49, 32-53, 32-54, 32-56 and 32-58 to 32-60 Machines.....
7362	565	Needle Bar Frame Driving Bevel Pinion (15 teeth) with two 453c, for 32-3 to 32-7, 32-9 to 32-17, 32-19, 32-20, 32-22, 32-23, 32-27, 32-28, 32-31, 32-34, 32-47, 32-51, 32-55, 32-57, 32-61 and 32-62 Machines.....
15664	596	Needle Bar Frame Cam Gear Cover for 15665.....
15665	—	Needle Bar Frame Cam Gear Cover complete for 32-41, 32-42 and 32-46 Machines, Nos. 15664 and two 15593.....
15865	3423	Needle Bar Frame Regulator with 1820, for 32-58 Machine.....
1538D	586	Needle Bar Frame Regulator Adjusting Screw Thumb Nut, for all machines except 32-8.....
7382	570	Needle Bar Frame Regulator Ratchet Wheel Pitman for 32-8 Machine.....

NO.	PLATE	NAME
15867	3423	Needle Bar Frame Regulator Shaft for 15865.....
7577	583	Needle Bar Frame Regulator Shaft for all machines except 32-58.....
7383	570	Needle Bar Frame Regulator Sliding Block for 7382.....
7488	555	Needle Bar Frame Pitman for 32-29 and 32-44 Machines.....
7285	586	Needle Bar Gib for 7282.....
14808	—	Needle Clamp complete for $\frac{3}{8}$ in. and $\frac{1}{2}$ in. gauges, Nos. 196F, 7353 and 14804..
7353	573	Needle Clamp Gib, $\frac{3}{8}$ in. and $\frac{1}{2}$ in. gauges, for 14808.....
7327	3418	Oscillating Rock Shaft for 7329.....
7329	571	“ “ Fork for 7327.....
7694	568	Presser Bar Lifting Bell Crank for 32-27 and 32-28 Machines.....
15754	3403	Presser Foot for 15753.....
7401	573	“ “ Hinge Pin for 7393 and 7399
7402	—	“ “ Plate for 7398.....
7403	—	“ “ “ “ 7399.....
7400	—	“ “ Shank for 7398 and 7399....
7398	579	Presser Foot (large needle hole) hinged, complete for 7390, for 32-10, 32-12 to 32-21, 32-23 and 32-30 Machines, Nos. 7400 to 7402.....
7399	579	Presser Foot (small needle hole) hinged, complete for 7390, for 32-10, 32-12 to 32-21, 32-23 and 32-30 Machines, Nos. 7400, 7401 and 7403.....
15663	3403	Presser Foot (double toe) long shank, large needle hole, for 7465, for 32-24 Machine.....
15669	3403	Presser Foot (single toe) long shank, large needle hole, for 7444, for 32-24 Machine
15779	3411	Presser Foot for 32-54 Machine.....
7643	551	Pulley (loose) for 32-27 and 32-28 Machines
14044	573	“ “ Washer for 32-27 and 32-28 Machines.....
2269	583	Pulley (loose) Washer Dowel Pin.....
7580	551	“ (tight) for 32-27 and 32-28 Machines.....
12591	583	Pulley (tight) Pin.....
437C	586	“ “ Set Screw.....
7589	—	“ “ for 32-27 and 32-28 Machines.....

NO.	PLATE	NAME
14122	566	Starting Escapement Crank complete for 32-27 and 32-28 Machines, Nos. 14055 to 14058.....
2022	583	Starting Escapement Crank Pin.....
15503	551	" Lever for 32-27 and 32-28 Machines.....
963F	585	Starting Lever Adjusting Screw.....
1518E	586	" " " " Nut.....
15505	555	" " Belt Shifter for 32-27 and 32-28 Machines.....
363c	586	Starting Lever Belt Shifter Set Screw.....
15504	551	" " Bracket for 32-27 and 32-28 Machines.....
611D	586	Starting Lever Bracket Screw.....
14061	3459	" " Cushion (rawhide) for 32-27 and 32-28 Machines.....
190D	540	Starting Lever Cushion Screw.....
7581	563	" " Spring for 32-27 and 32-28 Machines.....
524c	586	Starting Lever Cushion Spring Screw.....
816D	585	" " Hinge Screw.....
1579c	586	" " " " Nut.....
7588	568	" " Spring for 32-27 and 32-28 Machines.....
14064	555	Starting Rod for 32-27 and 32-28 Machines
14065	557	" " Collar with 832c and 1517E, for 32-27 and 32-28 Machines.....
832c	584	Starting Rod Collar Set Screw.....
1517E	586	" " " " Lock Nut
14066	566	" " Spring for 32-27 and 32-28 Machines.....
82D	586	Stitch Ratchet Wheel Driving Pawl Spring Screw.....
39202	3447	Stop Cam Interlocking Rod Case for 15967
15968	3430	" " " " " " Extension for 1255, for 15967.....
1255D	3457	Stop Cam Interlocking Rod Case Extension Screw.....
15967	—	Stop Cam Interlocking Rod Case Bracket complete for 32-53 Machine, Nos. 963F, 1254c, 1262c, 1508E, 1518E, 1662c, 15923, 15966, 15968, 15969, 17853, 17855, 17859, 17861 to 17864, 39202, two 898D and four 1255D.....
847F	569	Thread Nipper Body for 9850.....
9539	569	" " Cap for 9850.....

NO.	PLATE	NAME
9850	569	Thread Nipper complete, Nos. 847F, 848F and 9539 to 9541.....
7337	575	Throat Plate, large needle hole, for 7269..
7338	—	" " small needle hole, for 7269..
7345	—	" " large needle hole, for 7273, for 32-38 Machine.....
7346	578	Throat Plate, small needle hole, for 7273, for 32-38 Machine.....
7404	579	Throat Plate, large needle hole, for 7390, for 32-10, 32-12 to 32-21, 32-23 and 32-30 Machines.....
7405	—	Throat Plate, small needle hole, for 7390, for 32-10, 32-12 to 32-21, 32-23 and 32-30 Machines.....
15780	3411	Throat Plate, large needle hole, for 15776, for 32-54 Machine.....
15781	—	Throat Plate, small needle hole, for 15776, for 32-54 Machine.....
15789	3411	Throat Plate, large needle hole, for 15788, for 32-54 Machine.....
15790	—	Throat Plate, small needle hole, for 15788, for 32-54 Machine.....
15542	3421	Throat Plate for 15652, for 32-1 Machine
15596	593	" " " Nos. 7 and 8 needles (needle slot only) for 32-1 Machine....
15825	3413	Throat Plate for 15822, for 32-9 to 32-21, 32-23, 32-30 and 32-34 Machines.....
15761	—	Throat Plate, large needle hole, for 15760 and 33907.....
15760	3410	Throat Plate, small needle hole, for 15760 and 33907.....
219F	540	Throat Plate Screw for 32-1 to 32-28, 32-30 to 32-32, 32-34, 32-36 to 32-39, 32-45, 32-47 to 32-49 and 32-51 to 32-61 Machines.....
233D	585	Throat Plate Screw for 32-29, 32-41 to 32-44 and 32-46 Machines.....
219D	540	Throat Plate Screw (back) for 32-62 Machine.....
401D	584	Throat Plate Screw (front) for 32-62 Machine.....
7583	542	Treadle for 7586.....
7586	542	Treadle complete, Nos. 7583 to 7585.....
7587	542	Treadle Pitman complete for 32-27 and 32-28 Machines, Nos. 9079 and two 2877
7584	542	Treadle Stand for 7586.....
2877	542	" Pitman Rod.....

NUMERICAL LIST OF PARTS

NO. PLATE	NAME
14d 584	Feed Gear (intermediate) Screw for 32-10, 32-12 to 32-16, 32-18, 32-19, 32-21 to 32-23, 32-30, 32-51 and 32-55 Machines
15c 584	Needle Bar Frame Bevel Gear Screw for 32-3 to 32-7, 32-9, 32-10, 32-12 to 32-16, 32-19, 32-20, 32-22, 32-23, 32-28, 32-31, 32-34, 32-47, 32-51, 32-55 and 32-57 Machines.....
15c 584	Needle Bar Frame Cam and Bevel Gear Screw for 33898, 33902, 33910, 33922, 33950, 33967, 33968, 33972 and 33976..
15c 584	Needle Bar Frame Driving Ratchet Wheel Screw for 32-18, 32-21, 32-30 and 32-52 Machines.....
21d 584	Needle Bar Frame Driving Cam Lever Hinge Screw for 32-18, 32-21, 32-30 and 32-52 Machines.....
21d 584	Needle Bar Frame Driving Ratchet Wheel Stop Hinge Screw for 32-18, 32-21, 32-30 and 32-52 Machines.....
25d 584	Presser Bar Lifting Bell Crank Hinge Screw for 32-27, 32-28 and 32-53 Machines, obsolete.....
32d 584	Driving Attachment Bobbin Winder Frame Hinge Screw for 15033.....
33d 585	Feed Ratchet Pawl Hinge Screw for 15752
33d 585	" " Retaining Pawl Hinge Screw for 15752.....
35d 584	Bobbin Winder Stop Latch Hinge Screw for 27647 and 27656.....
36c 540	Presser Bar Lifter Screw for all machines except 32-32.....
43r 585	Cord Carrier Pitman Hinge Screw for 32-58 Machine.....
48d 570	Needle Bar Frame Regulator Ratchet Wheel Pitman Hinge Screw for 32-8 Machine, obsolete.....
58m 3457	Reciprocating Spring Presser Rock Shaft Connection Hinge Screw for 32-56 Machine.....
58d 3457	Tucker Tuck Guide Plate Arm Hinge Screw for 26598.....

NO.	PLATE	NAME
64D	586	Stitch Ratchet Wheel Screw for 32-27, 32-28 and 32-53 Machines, obsolete....
65D	3457	Driving Attachment Driving Arm Pitman Hinge Screw for 15709.....
66F	584	Needle Bar Frame Regulator Pitman Hinge Screw for 32-58 Machine.....
75D	3457	Driving Attachment Bobbin Winder Stop Latch Hinge Screw for 15083.....
76D	585	Lifting Lever Sliding Block Screw for 7534, 7544, 15982, 33833 and 33880.....
76F	585	Needle Bar Frame Pitman Disengaging Lever Connection Hinge Screw for 32-60 Machine, obsolete.....
76F	585	Needle Bar Frame Pitman Disengaging Lever Hinge Screw for 32-60 Machine, obsolete.....
79D	540	Needle Bar Frame Pressure Spring Screw for 32-43 Machine.....
79D	540	Needle Bar Frame Spring Screw, for fastening device for making a line of plain stitches around outside of eyelet, for 32-29, 32-41 and 32-42 Machines.....
79C	540	Thread Take-up Lever Hinge Screw for 29310, 33850 and 33851.....
81D	586	Feed (upper) Bar Connecting Screw for 32-45 and 32-49 Machines.....
81D	586	Stitch Ratchet Wheel Retaining Pawl Hinge Screw for 32-27, 32-28 and 32-53 Machines, obsolete.....
82D	586	Stitch Ratchet Wheel Driving Pawl Spring Screw, obsolete.....
82D	586	Stitch Ratchet Wheel Tripping Lever Spring Screw for 32-27, 32-28 and 32-53 Machines, obsolete.....
82D	586	Tension Releaser Screw for 29229.....
86D	540	Thread Guiding Roller Screw for 33900...
89F	584	Feed Friction Wheel Driver Link Hinge Screw for 32-29, 32-41 to 32-44 and 32-46 Machines.....
93F	584	Feed Eccentric Connection Hinge Screw for 7527, obsolete.....
93F	584	Feed Ratchet Pawl Hinge Screw for 7527, obsolete.....
96D	586	Feed (upper) Guide Bar Lifting Bell Crank Hinge Screw for 32-45 and 32-49 Machines.....

NO.	PLATE	NAME
96D	586	Feed (upper) Lifting Bar Hinge Screw for 32-45 and 32-49 Machines.....
96E	3463	Hat Sweat Attachment Reed and Wire Guide Arm Hinge Screw for 120009....
100D	570	Needle Bar Frame Regulator Ratchet Pawl Hinge Screw for 32-8 Machine, obsolete
102D	586	Stitch Ratchet Wheel Driving Pawl Spring Screw, for pawl, for 32-27, 32-28 and 32-53 Machines, obsolete.....
106D	584	Presser Foot Hinge Connection Hinge Screw for 15697, 15712, 15793 and 15821
106D	584	Smocking Smoothing Bar Screw for 32-53 Machine, obsolete.....
106D	584	Tension Releaser Hinge Screw for 33931 and 33959.....
107D	586	Smocking Rack Latch Lever Hinge Screw for 32-53 Machine, obsolete.....
122D	3457	Arm Side Plate Screw for 7251, 7356, 7413, 7563, 15548 to 15551, 15554 to 15556, 15670, 15879, 15889, 15900 and 33883.....
123E	540	Arm Screw.....
126D	3457	Smocking Frame Screw (left) for 32-53 Machine, obsolete.....
127F	585	Needle Bar Frame Cam Screw for 33820 and 33974.....
134D	540	Reciprocating Spring Presser Shaft Bracket (back) Screw for 32-56 Machine.....
135D	585	Shuttle Race Bracket Screw.....
138E	585	Driving Attachment Bracket Packing Screw for 15709.....
138E	585	Driving Attachment Starting Crank Shaft Bracket Screw for 15709.....
144D	540	Arm Shaft (horizontal) Screw for 32-1 to 32-26, 32-29 to 32-32, 32-34, 32-36 to 32-39, 32-41 to 32-49, 32-51, 32-52 and 32-54 to 32-62 Machines.....
145D	540	Arm Spool Bracket Screw for 32-2, 32-4, 32-6, 32-7, 32-31, 32-38 and 32-44 Machines.....
145D	540	Arm Spool Bracket (top of arm) Screw for 32-58 Machine.....
145E	540	Bed Leg Screw.....
145F	540	Shuttle Race Screw.....
152F	585	Driving Attachment Bobbin Winder Stop Latch Adjusting Screw for 16516.....

NO.	PLATE	NAME
159F	540	Carpet Guide Plate Screw (left) for 32-32 and 32-48 Machines.....
159F	540	Feed Lever Cap Screw for 32-1 to 32-9, 32-24 to 32-26, 32-31, 32-36 to 32-39, 32-54, 32-56 and 32-58 to 32-60 Machines.....
159F	540	Feed (lower) Lever Cap Screw for 32-45 and 32-49 Machines.....
159F	540	Feed Raising Bar Cap Screw for 32-10 to 32-23, 32-30, 32-34, 32-47, 32-51, 32-52, 32-55, 32-57, 32-61 and 32-62 Machines.....
159F	540	Tension Bracket Screw for 32-58 Machine.....
161D	540	Bobbin Winder Screw for 2692 and 7531..
161D	540	Feed Wheel Shaft Frame Bracket Screw for 32-48 Machine.....
172F	3457	Feed (upper) Dog Screw for 32-49 Machine.....
172C	3457	Needle Bar Frame Connection Slide Bracket Screw for 32-58 Machine.....
175F	585	Carpet Guide (right) Adjusting Screw for 7527, 15675 and 15745.....
175D	585	Feed Eccentric Connection Strap Adjusting Screw for 7511, obsolete.....
175D	585	Feed (upper) Guide Bar Bracket Clamping Screw for 15568.....
175F	589	Roller Needle Guard Set Screw for 7558 and 7590.....
176F	586	Guide Screw for 32-36 Machine, obsolete.....
176D	586	Presser Foot Screw for 32-1 to 32-31, 32-34, 32-36 to 32-39, 32-41 to 32-44, 32-46, 32-47, 32-51, 32-52, 32-54 to 32-57, 32-61 and 32-62 Machines.....
176F	589	Roller Arm Lock Spring Screw for 7558, 7590 and 15898.....
176D	589	Roller Presser Screw for 32-3, 32-24, 32-59 and 32-60 Machines.....
180F	586	Driving Attachment Bobbin Winder Spring Screw for 15083.....
180F	586	Needle Bar Frame Cam Screw for 7654, 7656, 7658, 7663, 7672, 7673, 7676, 15544 to 15547, 15574, 15575, 15578, 15766, 33801, 33802, 33811, 33815 and 33818..
183F	540	Feed Regulator Cap Screw for 32-1 to 32-26, 32-29 to 32-31, 32-34, 32-36 to 32-39, 32-41 to 32-44, 32-46, 32-47, 32-51, 32-52 and 32-54 to 32-62 Machines.....
183F	540	Feed (lower) Regulator Cap Screw for 32-45 and 32-49 Machines.....

NO.	PLATE	NAME
185H	540	Feed (upper) Guide Bar Bracket Screw for 32-45 and 32-49 Machines.....
185H	540	Feed Lever Raising Cam Screw for 32-56 Machine.....
185H	540	Stitch Ratchet Wheel Tripping Lever Wearing Block Screw for 15750, obsolete.....
187D	3468	Shuttle Pitman Cap (left) Screw for 7319.....
187D	3468	" " " (right) Screw for 7319.....
190D	540	Arm Spool Bracket (front of arm) Screw for 32-58 Machine.....
190D	3441	Binder Ribbon Tension Screw for 35753, 35779, 35781, 35783, 35785 and 35806..
190D	3441	Binder Screw for 35742 and 35744.....
190D	540	Carpet Guide Plate Screw (right) for 32-32 and 32-48 Machines.....
190D	3441	Edge Guide Screw for 35689.....
190D	540	Face Plate Screw.....
190D	540	Feed Lever Raising Cam Screw for 32-1 to 32-9, 32-24 to 32-26, 32-31, 32-36 to 32-39, 32-54 and 32-58 to 32-60 Machines..
190D	540	Feed (lower) Lever Raising Cam Screw for 32-45 and 32-49 Machines.....
190D	540	Feed Raising Cam Screw for 32-10 to 32-23, 32-30, 32-34, 32-47, 32-51, 32-52, 32-55, 32-57, 32-61 and 32-62 Machines.....
190D	540	Guide Screw for 32-45 and 32-49 Machines.....
190D	3463	Hat Sweat Attachment Screw for 36156 and 120009.....
190D	3441	Hemmer Screw for 28721, 28984 and 35858.....
190D	540	Needle Bar Frame Cam and Bevel Gear Cover Screw for 32-1, 32-2, 32-8, 32-11, 32-17, 32-24 to 32-27, 32-29, 32-32, 32-36 to 32-39, 32-41 to 32-46, 32-48, 32-49, 32-53, 32-54, 32-56 and 32-59 to 32-62 Machines.....
190D	540	Needle Bar Frame Cam Cover Screw for 32-18, 32-21, 32-30 and 32-52 Machines.....
190D	540	Needle Bar Frame Cam Gear Cover Screw for 32-3 to 32-7, 32-9, 32-10, 32-12 to 32-16, 32-19, 32-20, 32-22, 32-23, 32-28, 32-31, 32-34, 32-47, 32-51, 32-55 and 32-57 Machines.....
190D	540	Needle Bar Frame Pitman Stop Screw for 33913.....
190D	3424	Presser Foot Shank Cap Screw for 15877.....
190D	540	" " Screw for 32-45, 32-49 and 32-58 Machines.....

NO.	PLATE	NAME
190D	540	Reciprocating Presser Blade Arm Screw for 32-39 Machine, obsolete.....
190D	540	Reciprocating Spring Presser Regulator Crank Clamping Screw for 20247.....
190D	540	Reciprocating Spring Presser Shaft Bracket (front) Screw for 32-56 Machine.....
190D	540	Smocking Support Plate Rod Bracket Screw for 32-53 Machine, obsolete.....
190D	540	Starting Lever Cushion Screw, obsolete...
191F	585	Reciprocating Spring Presser Shaft Crank (back) Set Screw for 20254.....
193F	585	Arm Spool Spindle Bracket Screw for 32-61 Machine.....
193F	585	Feed (upper) Dog Screw for 32-45 Machine
193F	585	Needle Bar Frame Connection Screw for 15861.....
193F	585	Tension Bracket Screw for 32-2, 32-4, 32-6, 32-7, 32-31 and 32-44 Machines.....
193F	585	Tension Releaser Screw for 32-2, 32-4, 32-6, 32-7, 32-31 and 32-44 Machines.....
196F	540	Cord Carrier Pitman Cap Screw for 15835
196F	540	Needle Clamp Screw for 7287, 7524, 14807, 14808 and 15531.....
196D	540	Shuttle Pitman Cap Screw for 7494.....
198D	585	Smocking Blade Cap Screw for 15926, obsolete.....
203F	3476	Needle Bar Frame Pitman Connection Screw for 15580, 15768 and 15910.....
206F	585	Needle Set Screw for 7651.....
207F	3441	Binder Folder Screw for 35753, 35779, 35781, 35783, 35785 and 35806.....
207F	585	Carpet Guide (right) Clamp Screw for 7527, 15675 and 15745.....
207F	585	Carpet Guide (right) Set Screw for 7527, 15675 and 15745.....
207F	585	Edge Folder Screw for 15538, obsolete....
207F	3464	Gauge Sweat Band Guide Screw for 25859
207F	585	Stitch Ratchet Wheel Driving Pawl Spring Screw, for bed, for 32-27, 32-28 and 32-53 Machines, obsolete.....
208E	540	Thread Unwinder Thread Guide Screw for 225392.....
212D	585	Feed Regulator Cap Screw for 7527, obsolete.....
212D	570	Needle Bar Frame Pitman Stud Cap Screw for 32-8 Machine, obsolete.....

NO.	PLATE	NAME
212C	585	Needle Bar Frame Cam (intermediate) Friction Spring Screw for 32-58 Machine
217F	585	Reciprocating Presser Blade Screw for 32-39 Machine, obsolete.....
217D	585	Throat Plate Guide Screw for 7632 and 15720.....
219F	540	Cloth Plate Screw for 32-29, 32-41 to 32-44 and 32-46 Machines.....
219F	540	Cord Eyelet (lower) Screw for 32-58 Machine.....
219F	540	Cord Take-up Eyelet Bracket Screw for 32-58 Machine.....
219F	540	Cord Take-up Eyelet Screw for 32-58 Machine.....
219F	540	Feed Dog Screw for 32-1 to 32-26, 32-30, 32-31, 32-34, 32-36 to 32-39, 32-47, 32-51, 32-52, 32-54, 32-55 and 32-57 to 32-62 Machines, obsolete.....
219F	540	Feed (lower) Dog Screw for 32-45 and 32-49 Machines, obsolete.....
219F	540	Guide Spring Screw for 15659.....
219F	540	Needle Bar Frame Cam Cover Screw for 32-58 Machine.....
219F	540	Needle Bar Frame Connection Slide Cap Screw for 32-58 Machine.....
219F	540	Needle Bar Frame Regulator Ratchet Pawl Bracket Screw for 32-8 Machine, obsolete.....
219F	540	Needle Bar Frame Stop Washer Screw for 32-43 Machine.....
219F	540	Shuttle Race Bracket Adjusting Slide Screw
219F	540	Throat Plate Screw for 32-1 to 32-28, 32-30 to 32-32, 32-34, 32-36 to 32-39, 32-45, 32-47 to 32-49 and 32-51 to 32-61 Machines, obsolete.....
219D	540	Throat Plate Screw (back) for 32-62 Machine, obsolete.....
220J	584	Presser Foot Cap Screw for 15697, 15712, 15793 and 15821.....
220J	584	Smocking Smoothing Bar Support Screw for 32-53 Machine, obsolete.....
226J	585	Needle Bar Frame Pitman Lock Spring Screw for 15896, obsolete.....
226J	585	Needle Bar Frame Regulator Adjusting Screw Stud Stop Screw (lower) for all machines except 32-8.....

NO.	PLATE	NAME
226J	585	Needle Bar Frame Regulator Adjusting Screw Stud Stop Screw (upper) for 32-1, 32-3, 32-5, 32-9 to 32-30, 32-32, 32-34, 32-36 to 32-39, 32-41 to 32-43, 32-45 to 32-49, 32-51, 32-52, 32-54 to 32-57 and 32-62 Machines.....
226J	585	Needle Bar (right hand) Screw for 15846..
226J	585	Stitch Ratchet Wheel Retaining Pawl Spring Screw for 32-27, 32-28 and 32-53 Machines, obsolete.....
229J	584	Reciprocating Spring Presser Regulator Crank Roller Cap Screw for 1942.....
229D	584	Throat Plate Screw for 32-29, 32-41, 32-42, 32-44 and 32-46 Machines.....
230F	585	Needle Set Screw for 15846.....
231F	586	Feed Dog Screw for 32-56 Machine.....
233J	585	Cord Take-up Screw for 32-58 Machine..
233J	585	Feed Regulator Stop Screw for 15908 and 33819.....
233J	3463	Hat Sweat Attachment Sweat Guide Screw for 36790.....
233J	3463	Hat Sweat Attachment Wire Guide Screw for 36790.....
233J	585	Needle Bar Frame Regulator Adjusting Screw Stud Stop Screw (upper) for 32-1, 32-2, 32-4, 32-6, 32-7, 32-31, 32-44, 32-53 and 32-58 to 32-61 Machines.....
233J	585	Reciprocating Spring Presser Blade Screw for 15811.....
233D	3412	Throat Plate Centre Guide Screw for 32-57 Machine.....
233D	585	Throat Plate Screw for 32-29, 32-41 to 32-44 and 32-46 Machines, obsolete....
236F	540	Tension Releaser Adjusting Piece Screw for 29166.....
237F	584	Smocking Blade Spring Screw for 32-53 Machine, obsolete.....
237F	584	Smocking Rack Latch Bracket Screw for 32-53 Machine, obsolete.....
240D	585	Feed Ratchet Pawl Spring Screw for 7527, obsolete.....
240D	585	Feed Ratchet Retaining Spring Screw for 7527, obsolete.....
240D	585	Needle Bar (right hand) Stop Stud Screw for 15848.....
240D	585	Needle Bar Thread Guard Screw for 32-52 Machine.....

NO.	PLATE	NAME
240D	585	Needle Clamp Position Screw for 14807..
240D	585	Smocking Rack Latch Spring Screw for 32-53 Machine, obsolete.....
240D	3428	Throat Plate Cord Guide Screw for 15918
248A	540	Clamp Stop Motion Clamp Stop Screw for 3022.....
256J	554	Clamp Stop Motion Clamp Screw for 3022
263E	541	Needle Bar Connecting Stud Guide Bar Screw Bushing for 32-32 Machine, obsolete.....
263E	541	Pressure Regulating Thumb Screw for all machines except 32-32.....
271D	540	Feed Regulator Thumb Screw for 32-1 to 32-26, 32-29 to 32-31, 32-34, 32-36 to 32-39, 32-41 to 32-44, 32-46, 32-47, 32-51, 32-52 and 32-54 to 32-62 Machines
271D	540	Feed (lower) Regulator Thumb Screw for 32-45 and 32-49 Machines.....
283D	586	Arm Side Plate Thumb Screw for 7251, 7356, 7413, 7501, 7563, 15548 to 15551, 15554 to 15556, 15670, 15879, 15889, 15900, 15920, 33805 and 33883.....
284D	540	Edge Folder Thumb Screw for 32-37 Machine, obsolete.....
284D	540	Guide Thumb Screw for 15539, 25879, 25880 and 36159.....
286D	540	Binder Thumb Screw for 35742 and 35744
286D	540	Bobbin Winder Eccentric Thumb Screw for 2692 and 7531.....
286D	540	Edge Guide Thumb Screw for 35689.....
286D	540	Guide Thumb Screw for 32-1 to 32-28, 32-30, 32-31, 32-34, 32-39, 32-47, 32-52, 32-54 and 32-56 to 32-61 Machines.....
286D	3463	Hat Sweat Attachment Thumb Screw for 36156 and 120009.....
286D	540	Hemmer Thumb Screw for 28721, 28984 and 35858.....
287D	541	Guide Thumb Screw for 32-38 Machine..
287D	3424	Presser Foot Guide Thumb Screw for 15877.....
287D	541	Tucker Edge Guide Slide Thumb Screw for 26597.....
287D	541	Tucker Tuck Guide Plate Thumb Screw for 26598.....
291F	3457	Smocking Support Plate Arm Thumb Screw for 15962, obsolete.....

NO.	PLATE	NAME
291f	3457	Smocking Support Plate Rod Bracket Thumb Screw for 15964, obsolete.....
297c	541	Band Wheel Crank Screw Centre for 46629
297c	541	Treadle Screw Centre for 46629.....
307c	540	Feed Rock Shaft Screw Centre for 56814..
307c	540	" (lower and upper) Rock Shaft Screw Centre for 56814.....
307c	540	Reciprocating Spring Presser Rock Shaft Screw Centre for 56814.....
313c	540	Feed Bar Screw Centre for 56813.....
313c	540	" (lower) Bar Screw Centre for 56813
313c	540	Reciprocating Presser Blade Carrier Screw Centre for 56813, obsolete.....
316f	589	Roller Arm Bracket Screw Centre for 7558, 7590 and 15898.....
327d	540	Bed Leg Screw, obsolete.....
330d	540	Arm Cord Eyelet Screw for 32-38 Machine
330d	540	Tension Bracket Thread Eyelet Screw for 7354 and 29229.....
330d	540	Thread Nipper Thread Eyelet Screw for 32-9 to 32-21, 32-23, 32-30, 32-34, 32-47, 32-51, 32-52, 32-55, 32-57, 32-61 and 32-62 Machines.....
333d	584	Driving Attachment Bobbin Winder Fric- tion Wheel Washer Screw for 16515....
335d	584	Shuttle Race Cap Screw for 7638 and 15823.....
337d	584	Feed Friction Wheel Driver Spring Screw for 32-29, 32-41 to 32-44 and 32-46 Ma- chines.....
337d	541	Needle Clamp Thread Eyelet Screw for 15722.....
337d	584	Needle Clamp Thread Guide Screw for 33812, 33981 and 33982.....
337d	584	Smocking Smoothing Bar Spring Screw for 32-53 Machine, obsolete.....
354c	3468	Driving Attachment Treadle Pitman Rod Clamp Screw for 9079.....
356c	3817	Band Wheel Shaft Driving Flange Set Screw for 25429.....
356c	541	Rock Shaft Brake Arm Set Screw for 20092, obsolete.....
356c	541	Rock Shaft Knee Arm Set Screw for 2766 and 20094.....
356c	541	Rock Shaft Knee Plate Set Screw for 2767
356c	541	" " Lifting Bracket Hook Set Screw for 6337.....

NO.	PLATE	NAME
356c	541	Rock Shaft Lifting Bracket Set Screw for 6337.....
356c	541	Rock Shaft Stop Dog Set Screw for 2770..
362f	3468	Driving Attachment Treadle Stop Collar Set Screw for 2762.....
363c	586	Starting Lever Belt Shifter Set Screw, obsolete.....
380c	541	Needle Bar Connecting Link Hinge Screw
386d	589	Roller Screw for 1886.....
389f	584	Carpet Guide (left) Screw for 7527, 15675 and 15745.....
389f	584	Feed Wheel Shaft Bracket Screw for 7527, obsolete.....
389f	584	Feed Wheel Shaft Bracket Spring Plate Screw for 7527, obsolete.....
389f	584	Feed Wheel Shaft Bracket Spring Plate Block Screw for 7527, obsolete.....
391j	584	Shuttle Bobbin Case Position Plate Screw for 15631 and 33946.....
397d	584	Driving Attachment Oil Cover Screw for 15709.....
398d	540	Shuttle Bobbin Case Position Plate Screw, obsolete.....
401e	584	Needle Hole Strip Screw for 7527, 15675 and 15745.....
401d	584	Throat Plate Screw (front) for 32-62 Ma- chine, obsolete.....
404d	584	Thread Pull-off Screw for 15637 and 33838
405d	584	Smocking Clamping Blade (upper) Position Pin Clamp Screw for 32-53 Machine, obsolete.....
405d	584	Smocking Support Plate Screw for 32-53 Machine, obsolete.....
413c	586	Tension Screw Stud for 33892.....
418e	3457	Bobbin Winder Tension Screw Stud for 27308.....
418e	3457	Driving Attachment Bobbin Winder Spool Stand Tension Screw Stud for 27308...
427e	3468	Driving Attachment Driver Arm Friction Plug Adjusting Screw for 15083.....
428c	585	Feed Pressure Steady Screw Post for 7527, obsolete.....
428c	585	Feed Wheel Shaft Frame Connection Hinge Screw for 15752.....
435c	3817	Driving Arm Hinge Pin Set Screw for 25431 and 25432.....

NO.	PLATE	NAME
435c	540	Driving Attachment Balance Wheel Set Screw for 16592.....
435c	540	Driving Attachment Driving Arm Hinge Pin Set Screw for 15083.....
435c	540	Feed Lever Cam Set Screw for 7275 and 15988.....
435c	540	Feed (lower) Lever Cam Set Screw for 7275.....
435c	540	Needle Bar Frame Cam (intermediate) Stud Set Screw for 15863.....
435c	540	Shuttle Pitman Crank Wheel and Feed Cam Set Screw for 15590.....
435c	540	Shuttle Pitman Crank Wheel Set Screw for 7595 and 14832.....
435c	540	Stitch Ratchet Wheel Driving Cam Set Screw for 15507, obsolete.....
437c	586	Pulley (tight) Set Screw, obsolete.....
440f	589	Roller Arm Adjusting Screw for 7558, 7590 and 15898.....
442c	584	Needle Bar Connecting Stud Guide Bar Set Screw for 32-32 Machine, obsolete..
442c	584	Smocking Gear Set Screw for 15946, obsolete.....
446c	540	Feed Raising Bar Connection Cam Set Screw for 7396.....
446c	540	Thread Take-up Spring Regulator Set Screw.....
448c	540	Balance Wheel Set Screw for 7370 and 7706
448c	540	Feed Eccentric Collar Set Screw for 15677
448c	540	" " Set Screw for 15676.....
448c	540	" (upper) Cam Set Screw for 15561...
448c	540	Needle Bar Frame Driving Cam Set Screw for 7416.....
448c	540	Table Belt Guide Pulley Shaft Set Screw for 14229.....
448c	540	Thread Take-up Cam Set Screw for 7562 and 15703.....
449c	586	Arm Shaft (upright) Gear Set Screw for 7256 and 33876.....
453c	540	Feed Eccentric Set Screw for 7509, obsolete.....
453c	540	Feed (upper) Shaft Crank (back) Set Screw for 14821.....
453c	540	Needle Bar Connecting Stud Set Screw for 7284.....
453c	540	Needle Bar Frame Driving Bevel Pinion Set Screw for 7292, 7362, 33965 and 33970.....

NO.	PLATE	NAME
453c	540	Needle Bar Guide Set Screw for 7349 and 15868.....
453c	540	Presser Bar Lifting Bracket Set Screw for 7597.....
453c	540	Reciprocating Spring Presser Shaft Crank (front) Set Screw for 20252.....
453c	540	Smocking Rack Set Screw (right) for 15958, obsolete.....
453c	540	Smocking Sliding Rod Set Screw (right) for 15958, obsolete.....
453c	540	Thread Nipper Cam Set Screw for 7640..
454c	586	Needle Bar Connecting Stud Set Screw for 15777.....
456c	584	Arm Shaft (upright) Pinion Set Screw for 7387.....
456c	584	Reciprocating Spring Presser Shaft Collar Set Screw for 20251.....
458c	584	Arm Shaft (horizontal) Gear Set Screw for 7253 and 33875.....
460c	584	Arm Spool Spindle Set Screw for 15902, obsolete.....
460c	584	Cord Carrier Bell Crank Shaft Collar Set Screw for 6533.....
460c	584	Cord Carrier Bushing Set Screw for 15832
460c	584	" " Collar Set Screw for 15833..
460c	584	" " Finger Set Screw for 15830..
460c	584	Needle Bar Frame Regulator Shaft Collar Set Screw for 6533.....
460c	584	Thread Retaining Stud Set Screw for 32-1, 32-3, 32-5, 32-8 to 32-30, 32-32, 32-34, 32-36 to 32-39, 32-41 to 32-43, 32-46 to 32-48, 32-51 to 32-57 and 32-59 to 32-62 Machines.....
462c	5500	Arm Shaft (upright) Collar Set Screw for 7599.....
462c	5500	Clamp Stop Motion Flanged Bushing Set Screw for 4933.....
462c	5500	Feed Wheel Shaft Frame Hinge Pin Set Screw for 15690 and 33992.....
462c	5500	Shuttle Driver Set Screw for 7406, 15731 and 33838.....
506e	541	Brace Section Bolt with 1510E, for 25181
524c	586	Starting Lever Cushion Spring Screw, obsolete.....
534R	3817	Driving Segment Bolt with 1510R, for 25255.....

NO.	PLATE	NAME
549c	585	Feed Regulator Adjusting Screw Stud for 7527, obsolete.....
549c	585	Needle Bar Frame Regulator Adjusting Screw Stud for all machines except 32-8
558R	541	Pitman Adjusting Screw for 25074.....
575D	3457	Smocking Frame Screw (right) for 32-53 Machine, obsolete.....
577c	585	Needle Bar Frame Screw Centre (lower)..
578F	584	Face Plate Thread Guard Screw for 32-61 Machine.....
584D	585	Stitch Ratchet Wheel Tripping Lever Hinge Screw for 32-27, 32-28 and 32-53 Machines, obsolete.....
590D	584	Throat Plate Spur Screw for 7497, 7609 to 7618, 15597, 15598, 15635 and 15756...
591F	5500	Shuttle Tension Regulating Screw for 7313, 15741, 15747, 15751, 23007 and 33942.....
591D	5500	Thread Cutter Screw for 33810, obsolete..
592E	5500	Shuttle Bobbin Case Latch Stop Screw for 7313, 15741, 15747, 15751, 23007 and 33942.....
597c	3468	Driving Attachment Shaft Driving Pulley Set Screw for 27070.....
611D	586	Starting Lever Bracket Screw, obsolete...
611D	586	Stop Cam Interlocking Rod Case Bracket Screw for 32-27, 32-28 and 32-53 Machines, obsolete.....
620c	586	Needle Bar Frame Connection Hinge Stud Stop Screw for 15848.....
620c	586	Needle Bar Frame Pitman Hinge Stud Stop Screw for 7291, 7350, 7641, 15525 and 15589.....
621D	3440	Throat Plate Guide Screw for 35750.....
637F	540	Cord Tension Screw Stud for 33929.....
637F	540	Tension Screw Stud for 33929.....
646c	585	Feed (upper) Guide Bar Lifting Bracket Screw Stud for 15700.....
646F	585	Needle Bar Frame Connection Hinge Screw for 32-58 Machine.....
646F	585	Needle Bar Frame Pitman Hinge Screw for all machines except 32-58.....
646F	585	Presser Bar Lifter Lifting Bracket Set Screw for 15700.....
648D	540	Shuttle Race Back Spring Screw for 7638, 15631, 15823 and 33947.....

NO.	PLATE	NAME
649E	586	Starting Crank Shaft Bracket Screw, obsolete.....
351D	584	Needle Clamp Thread Guide Screw for 7524.....
658B	3463	Hat Sweat Attachment Band Guide Thumb Screw for 36156 and 120009.....
658B	3463	Hat Sweat Attachment Edge Guide Thumb Screw for 120009.....
658B	3463	Hat Sweat Attachment Strip Guide Thumb Screw for 36156 and 120009.....
662D	540	Needle Bar Frame Regulator Ratchet Pawl Spring Screw for 32-8 Machine, obsolete
662D	540	Needle Bar Thread Guard Screw for 32-27, 32-28 and 32-53 Machines, obsolete....
662D	540	Needle Clamp Position Screw for 14807 and 15531.....
662D	540	Presser Foot Ring Gib Screw for 7490 and 7603 to 7605.....
662D	540	Shuttle Race Cap Screw for 15631 and 33944.....
665J	585	Needle Clamp Thread Guide Screw for 15721.....
669E	572	Feed Pressure Screw Stud for 7527, obsolete.....
673F	585	Needle Bar Frame Screw Centre (upper)
674D	584	Feed Bell Crank Screw for 32-10 to 32-23, 32-30, 32-34, 32-47, 32-51, 32-52, 32-55, 32-57, 32-61 and 32-62 Machines.....
675D	584	Feed Cam Gear Screw for 32-10 to 32-23, 32-30, 32-34, 32-47, 32-51, 32-52, 32-55, 32-57, 32-61 and 32-62 Machines.....
676D	585	Feed Gear (intermediate) Bracket Screw for 32-10, 32-12 to 32-16, 32-18, 32-19, 32-21 to 32-23, 32-30, 32-51 and 32-55 Machines.....
677c	584	Needle Bar Frame Cam Gear Screw for 32-3 to 32-7, 32-9, 32-10, 32-12 to 32-16, 32-19, 32-20, 32-22, 32-23, 32-28, 32-31, 32-34, 32-47, 32-51, 32-55 and 32-57 Machines.....
679c	585	Cord Carrier Pitman Ball Joint Screw for 32-58 Machine.....
679c	585	Shuttle Pitman Connecting Ball Joint Screw, obsolete.....
691F	584	Smocking Blade Base Plate Screw for 32-53 Machine, obsolete.....

NO.	PLATE	NAME
691F	584	Smocking Clamping Blade (lower) Screw for 32-53 Machine, obsolete.....
692D	541	Driving Attachment Bracket Screw for 15709.....
698E	540	Thread Guiding Roller Screw Stud for 33900.....
704F	585	Smocking Hand Wheel Screw for 32-53 Machine, obsolete.....
732D	585	Feed Pressure Steady Thumb Screw for 7527, obsolete.....
732D	585	Tucker Tuck Guide Plate Bracket Thumb Screw for 26598.....
735C	586	Oscillating Rock Shaft Crank Set Screw for 14856.....
735C	586	Oscillating Shaft Crank Set Screw for 7318
737F	585	Needle Bar Frame Regulator Slide Block Set Screw for 32-8 Machine, obsolete...
740C	585	Presser Bar Lifting Bracket Set Screw for 7538.....
740C	585	Presser Bar Spring Bracket Set Screw for 7300 and 7693.....
743C	540	Shuttle Pitman Crank Wheel and Feed Cam Position Screw for 15590.....
743C	540	Shuttle Pitman Crank Wheel Position Screw for 7595 and 14832.....
745D	584	Feed Driving Gear Screw for 32-29, 32-41 to 32-44 and 32-46 Machines.....
746D	585	Feed Pinion (intermediate) Screw for 32-29, 32-41 to 32-44 and 32-46 Machines.....
748R	3476	Brace Screw for 25255 and 25288.....
759F	3457	Arm Spool Spindle Cone Thumb Screw for 8039.....
766F	584	Needle Bar Frame Pitman Disengaging Lever Link Hinge Screw for 32-60 Machine, obsolete.....
777C	541	Shuttle Pitman Connecting Ball Joint Screw.....
793D	585	Needle Bar Frame Regulator Ratchet Wheel Pitman Clamping Thumb Screw for 15999, obsolete.....
802D	540	Lifting Lever Hinge Screw for 7533, 7534, 7543, 7544, 15650, 15651, 15981 to 15983, 33827 to 33829, 33831 to 33834 and 33879 to 33882.....
807D	570	Needle Bar Frame Regulator Ratchet Wheel Screw for 32-8 Machine, obsolete.....

NO.	PLATE	NAME
816D	585	Starting Lever Hinge Screw, obsolete.....
832C	584	" Rod Collar Set Screw for 14065, obsolete.....
836C	584	Needle Bar Frame Driving Ratchet Wheel Shifter Hinge Screw for 32-18, 32-21, 32-30 and 32-52 Machines.....
837D	3457	Smocking Blade Stop Thumb Screw for 32-53 Machine, obsolete.....
847F	569	Thread Nipper Body for 9850, obsolete...
848F	569	" " Stud for 9850 and 15771..
856C	586	Needle Bar Frame Pitman Regulating Lever Hinge Screw for 32-43 Machine and for fastening device for making a line of plain stitches around outside of eyelet, for 32-29, 32-41 and 32-42 Machines...
857H	586	Needle Set Screw for 7712, 14272 and 15723
858C	586	Table Belt Guide Pulley Shaft Plug Screw for 14231.....
861D	584	Driving Attachment Driving Friction Pulley Oil Hole Stop Screw for 16594.....
880R	3476	Brace Section Screw for 46662.....
886D	586	Presser Foot Hinge Screw for 7667.....
889D	586	Needle Bar (right hand) Spring Stop Screw for 15846.....
898D	585	Stop Cam Interlocking Rod Case Socket Joint Cap Screw for 15967 and 33809, obsolete.....
905D	3424	Thread Guide Screw for 19162.....
907D	584	Needle Bar Frame Driving Cam Connecting Link Screw (slide end) for 32-18, 32-21, 32-30 and 32-52 Machines.....
910C	586	Smocking Rack Set Screw (left) for 15957, obsolete.....
910C	586	Smocking Sliding Rod Set Screw (left) for 15957, obsolete.....
922D	3457	Smocking Blade Lever Thumb Screw for 15931, obsolete.....
939D	3457	Guide Thumb Screw for 32-45 and 32-49 Machines.....
939D	3457	Tucker Edge Guide Thumb Screw for 26573.....
963F	585	Starting Lever Adjusting Screw, obsolete
963F	585	Stop Cam Interlocking Rod Case Extension Adjusting Screw for 15967 and 33809, obsolete.....
986C	3457	Feed Regulator Adjusting Screw for 15752

NO.	PLATE	NAME
1012E	586	Feed Eccentric Connection Adjusting Screw for 15678.....
1012E	586	Needle Bar Connecting Link Adjusting Screw for 7283, 15701 and 15758.....
1019c	586	Smocking Clamping Blade (upper) Arm Set Screw for 15935, obsolete.....
1019c	586	Smocking Clamping Blade (upper) Regulating Crank Set Screw for 15940, obsolete.....
1051D	586	Smocking Blade Lever Hinge Screw for 32-53 Machine, obsolete.....
1051D	586	Smocking Blade Screw for 32-53 Machine
1052D	3457	Arm Spool Bracket (front of arm) Tension Screw Stud for 15829.....
1053D	3440	Presser Foot Needle Hole Strip Screw for 35747.....
1089F	3457	Thread Nipper Body for 15771.....
1099D	3457	Reciprocating Spring Presser Blade Holder Hinge Screw for 15811.....
1136D	3463	Hat Sweat Attachment Strip Folder Thumb Screw for 36794.....
1202R	3457	Pulley (loose) Cap Screw for 17955, obsolete.....
1204E	541	Stop Cam Interlocking Rod Case Hinge Screw for 33809, obsolete.....
1206c	584	Stop Cam Screw for 17955, obsolete.....
1254c	541	“ “ Interlocking Rod Case Stop Stud Screw Bushing for 15967 and 33809, obsolete.....
1255D	3457	Belt Shifter Screw for 33915, obsolete.....
1255D	3457	Stop Cam Interlocking Rod Case Extension Screw for 15967, obsolete.....
1260c	584	Needle Bar Frame Cam Bevel Gear Screw for 32-58 Machine.....
1262c	3457	Starting Lever Hinge Screw for 15967 and 33809, obsolete.....
1300D	3457	Stop Cam Interlocking Rod Case Extension Screw for 33809, obsolete.....
1312c	3817	Band Wheel Set Screw for 25329.....
1314D	585	Smocking Clamping Blade (upper) Regulating Thumb Screw for 32-53 Machine, obsolete.....
1423B	3463	Hat Sweat Attachment Edge Guide Screw for 36156 and 120009.....
1423B	3463	Hat Sweat Attachment Guide Screw for 36156 and 120009.....

NO.	PLATE	NAME
1423B	3463	Hat Sweat Attachment Strip Folder Screw for 36156 and 120009.....
1443B	3463	Hat Sweat Attachment Band Guide Screw for 120009.....
1443B	3463	Hat Sweat Attachment Reed and Wire Guide Screw for 120009.....
1443B	3463	Hat Sweat Attachment Strip Guide Screw for 120009.....
1507R	541	Band Wheel Crank Screw Centre Nut for 46629.....
1507R	541	Treadle Screw Centre Nut for 46629.....
1508E	3817	Driving Attachment Driving Arm Friction Plug Adjusting Screw Nut for 15083.....
1508E	3817	Leg Stay Rod Nut for 25255.....
1508E	3817	Stop Cam Interlocking Rod Case Stop Stud Screw Bushing Lock Nut for 15967 and 33809, obsolete.....
1510R	541	Brace Bolt Nut for 506.....
1510R	541	“ Section Bolt Nut for 506.....
1510R	3817	Driving Segment Bolt Nut for 534.....
1513r	541	Feed Rock Shaft Screw Centre Nut for 56814.....
1513r	541	Feed (lower and upper) Rock Shaft Screw Centre Nut for 56814.....
1513r	541	Reciprocating Spring Presser Rock Shaft Screw Centre Nut for 56814.....
1514c	586	Presser Bar Lifting Bell Crank Connecting Rod Nut for 32-27, 32-28 and 32-53 Machines, obsolete.....
1514c	586	Presser Bar Lifting Bell Crank Connecting Rod Lock Nut for 32-27, 32-28 and 32-53 Machines, obsolete.....
1517E	586	Needle Bar Frame Screw Centre (lower) Nut.....
1517D	586	Needle Bar Frame Screw Centre (upper) Nut.....
1517E	586	Starting Rod Collar Set Screw Lock Nut for 14065, obsolete.....
1518E	586	Cord Carrier Pitman Ball Joint Screw Nut for 32-58 Machine.....
1518E	586	Reciprocating Spring Presser Regulator Crank Roller and Screw Stud Nut for 20247.....
1518E	586	Starting Lever Adjusting Screw Nut, obsolete.....

NO.	PLATE	NAME
1518E	586	Stop Cam Interlocking Rod Case Extension Adjusting Screw Nut for 15967 and 33809, obsolete.....
1519J	541	Feed Bar Screw Centre Nut for 56813....
1519J	541	" (lower) Bar Screw Centre Nut for 56813.....
1519E	541	Feed (upper) Bar Hinge Pin Nut for 32-45 and 32-49 Machines.....
1519J	541	Reciprocating Presser Blade Carrier Screw Centre Nut for 56813, obsolete.....
1519E	541	Shuttle Pitman Connecting Ball Joint Screw Nut.....
1520E	541	Feed Bell Crank Roller and Screw Stud Nut for 1906.....
1520E	541	Needle Bar Connecting Link Hinge Screw Nut.....
1520E	541	Shuttle Pitman Connecting Ball Joint Screw Nut, obsolete.....
1528J	589	Roller Screw Nut for 1886.....
1538D	586	Feed Pressure Screw Stud Thumb Nut for 7527, obsolete.....
1538D	586	Feed Regulator Adjusting Screw Stud Thumb Nut for 7527, obsolete.....
1538D	586	Feed Regulator Adjusting Screw Thumb Nut for 15752.....
1538D	586	Needle Bar Frame Regulator Adjusting Screw Thumb Nut for all machines except 32-8, obsolete.....
1547J	589	Cord Carrier Pitman Hinge Screw Nut for 32-58 Machine.....
1547J	589	Roller Arm Adjusting Screw Nut for 7558, 7590 and 15898.....
1547J	589	Roller Arm Bracket Screw Centre Nut for 7558, 7590 and 15898.....
1549J	589	Roller Arm Lock Spring Screw Nut for 7558, 7590 and 15898.....
1550E	586	Driving Attachment Bobbin Winder Stop Latch Adjusting Screw Nut for 16516..
1560C	541	Arm Spool Bracket (front of arm) Tension Regulating Thumb Nut for 15829.....
1560C	541	Cord Tension Regulating Thumb Nut for 33929.....
1560C	541	Tension Regulating Thumb Nut for 7354, 29229, 33892 and 33929.....
1562J	3457	Bobbin Winder Tension Regulating Thumb Nut for 27308.....

NO.	PLATE	NAME
1562J	3457	Driving Attachment Bobbin Winder Spool Stand Tension Regulating Thumb Nut for 27308.....
1570R	541	Pitman Adjusting Screw Nut for 25074...
1577D	3464	Gauge Binding Guide Screw Stud Thumb Nut for 25859.....
1579C	586	Starting Lever Hinge Screw Nut, obsolete
1589D	3468	Needle Bar Frame Regulator Adjusting Screw Stud Thumb Nut for all machines except 32-8.....
1620J	3468	Bobbin Winder Frame Hinge Screw Nut for 27647 and 27656.....
1662C	586	Starting Lever Hinge Screw Nut for 15967 and 33809, obsolete.....
1674D	3457	Smocking Clamping Blade (upper) Pressure Regulating Thumb Nut for 32-53 Machine, obsolete.....
1675D	3457	Smocking Blade Stop Thumb Screw Lock Nut for 32-53 Machine, obsolete.....
1813	541	Oscillating Shaft Crank Roller and Stud for 7318.....
1819	541	Feed (upper) Shaft Crank (back) Roller and Stud for 14821.....
1819	541	Feed (upper) Shaft Crank (front) Roller and Stud for 15564.....
1819	541	Needle Bar Frame Connection Slide Roller and Screw Stud for 15862.....
1819	541	Needle Bar Frame Driving Cam Lever Roller and Stud for 7417.....
1820	586	Needle Bar Frame Regulator Roller and Stud for 7295, 7351, 15865, 15924, 15977, 15990 and 15991.....
1822	541	Thread Take-up Lever Roller and Stud for 7334, 7530, 15704 and 22095.....
1877	570	Cord Carrier Bell Crank Roller and Screw Stud for 15831.....
1877	570	Needle Bar Frame Regulator Roller and Screw Stud for 7375 and 15896.....
1877	570	Needle Bar Frame Regulator Roller and Stud for 7489 and 15911.....
1886	589	Roller, 1¼ in. diam., with 386D and 1528J, for 7558, 7590 and 15898.....
1887	—	Feed Bell Crank Roller and Screw Stud for 1906.....
1904	—	Reciprocating Spring Presser Regulator Crank Roller (roller only) for 1942.....

NUMERICAL LIST OF PARTS

NO.	PLATE	NAME
1906	3457	Feed Bell Crank Roller and Screw Stud 1887 with 1520e and 14017, for 15757..
1942	3457	Reciprocating Spring Presser Regulator Crank Roller and Screw Stud with 229J, 1904 and 12424, for 20247.....
1963	586	Needle Bar Frame Driving Ratchet Wheel Shifter Roller and Stud for 7422 and 15640.....
2002	583	Arm Dowel Pin.....
2020	554	Clamp Stop Motion Clamp Washer for 3022.....
2022	583	Clamp Stop Motion Flanged Bushing Pin for 32-1 to 32-26, 32-29 to 32-32, 32-34, 32-36 to 32-39, 32-41 to 32-44, 32-46 to 32-48, 32-51, 32-52 and 32-54 to 32-62 Machines.....
2022	583	Driving Attachment Driving Arm Pitman Crank Pin for 15708.....
2022	583	Driving Attachment Starting Crank Pin for 15708.....
2022	583	Starting Crank Pin, obsolete.....
2022	583	" Escapement Crank Pin, obsolete
2049	583	Feed (upper) Shaft Crank (back) Pin for 32-45 and 32-49 Machines.....
2049	583	Feed (upper) Shaft Crank (front) Pin for 32-45 and 32-49 Machines.....
2049	583	Oscillating Rock Shaft Crank Pin for 7596 and 33814.....
2049	583	Oscillating Shaft Crank Pin for 7596 and 33814.....
2049	583	Reciprocating Spring Presser Shaft Crank (back) Pin for 32-56 Machine.....
2049	583	Shuttle Driver Pin for 7596 and 33814... ..
2062	553	Presser Bar Lifter for all machines except 32-32 and 32-56.....
2063	586	Feed Friction Wheel Retaining Clutch Stop Pin for 32-29, 32-41 to 32-44 and 32-46 Machines.....
2070	573	Presser Bar Spring Washer for all machines except 32-32.....
2080	3402	Shuttle Bobbin Case Thread Guide Rivet for 15628.....
2102	3471	Bobbin Winder Tension Disc for 225462..
2102	569	Cord Tension Disc for 32-58 Machine....
2102	569	Tension Disc for 7331, 7354, 7846, 29229 and 33899.....

NUMERICAL LIST OF PARTS

NO.	PLATE	NAME
2103	569	Tension Spring (heavy) for 7331, 7354 and 32-45, 32-56 and 32-58 Machines.....
2106	583	Bobbin Winder Tension Thread Guide for 27308.....
2106	583	Driving Attachment Bobbin Winder Spool Stand Tension Thread Guide for 27308
2111	583	Thread Retainer Guide complete for 32-1, 32-3, 32-5, 32-8 to 32-30, 32-32, 32-34, 32-36 to 32-39, 32-41 to 32-43, 32-46 to 32-48, 32-51 to 32-57 and 32-59 to 32-62 Machines, Nos. 2112, 2114 and 2115... ..
2112	583	Thread Retaining Disc with 2113, for 2111
2113	3424	Presser Foot Shank Cap Steady Pin for 15876.....
2113	583	Thread Retaining Disc Steady Pin for 2112.....
2114	583	Thread Retaining Spring for 2111.....
2115	583	" " Stud for 2111.....
2117	583	Arm Shaft (horizontal) Gear Pin.....
2117	583	" " (upright) Collar Pin.....
2117	583	" " " Gear Pin.....
2117	583	Band Wheel Crank Pin for 25124.....
2117	583	Starting Crank Shaft Bracket Dowel Pin, obsolete.....
2117	583	Thread Take-up Cam Pin.....
2205	3427	Roller Arm Lock Spring for 15898.....
2206	3427	" " Bracket for 15898.....
2269	583	Cord Carrier Bell Crank Shaft Pin for 32-58 Machine.....
2269	583	Feed Wheel Shaft Frame Connection Pin for 32-48 Machine.....
2269	583	Pulley (loose) Bushing Position Pin for 17942, obsolete.....
2269	583	Pulley (loose) Washer Dowel Pin, obsolete
2269	583	Stitch Ratchet Wheel Tripping Stud Pin for 15541, 15965 and 33807.....
2269	583	Tension Releaser Hinge Pin for 32-39, 32-45, 32-49 and 32-56 Machines.....
2273	583	Feed Ratchet Wheel Pin for 7527, obsolete
2273	583	Needle Clamp Pin for 7650, 15722, 33981 and 33982.....
2273	583	Needle Stop Pin for 7348.....
2273	583	Smocking Smoothing Bar Spring Pin for 15959, obsolete.....
2308	566	Presser Bar Spring for 32-38, 32-39, 32-45, 32-48, 32-49 and 32-56 Machines.....
2410	569	Thread Guiding Roller for 33900.....

NO.	PLATE	NAME
2413	571	Tension Bracket Thread Eyelet (double) for 7354.....
2415	551	Arm Spool Bracket for 15063.....
2415	551	" " " (top of arm) for 15063.....
2455	583	Bobbin Winder Tension Disc for 27308...
2455	583	Driving Attachment Bobbin Winder Spool Stand Tension Disc for 27308.....
2460	557	Bobbin Winder Friction Ring (rubber) for 2692 and 7531.....
2461	553	Bobbin Winder Pulley for 2694.....
2466	553	" " Eccentric for 2692 and 7531.....
2467	553	Bobbin Winder Frame for 2692.....
2523	5500	Shuttle Bobbin Case Position Finger Rivet for 15741, 15747, 15751, 23007 and 33942.....
2532	583	Shuttle Race Back Position Pin for 7638, 15631, 15823 and 33945.....
2532	583	Smocking Rack Latch Lever Stop Pin for 15950, obsolete.....
2532	583	Throat Plate Guide Pin for 7632 and 15720.....
2533	554	Shuttle Race Back Spring for 7638, 15631, 15823 and 33947.....
2692	553	Bobbin Winder (eccentric) complete for 7370, for 32-1 to 32-26, 32-29 to 32-32, 32-34, 32-36 to 32-39, 32-41 to 32-44, 32-46 to 32-48, 32-51, 32-52 and 32-54 to 32-62 Machines, Nos. 286D, 2460, 2466, 2467 and 2694.....
2693	553	Bobbin Winder Spindle for 2694.....
2694	—	" " " 2693 with 2461, for 2692 and 7531.....
2762	3468	Driving Attachment Treadle Stop Collar with 362F, for 27640.....
2763	542	Rock Shaft for 2777, 12250, 15715 and 33860.....
2764	3465	Rock Shaft Hanger with two wood screws 1 in. No. 10, for 33878.....
2765	542	Rock Shaft Knee Arm for 2768 and 20095.....
2766	542	" " " " Hub with 356c, for 2768 and 15714.....
2767	542	Rock Shaft Knee Plate with 356c, for 2768, 15714 and 20095.....
2768	—	Rock Shaft Knee Arm complete for 2777, 12250, 33830 and 33860, Nos. 2765 to 2767.....

NO.	PLATE	NAME
2770	542	Rock Shaft Stop Dog with 356c, for 2777, 12250, 15715, 15734, 20097, 33830, 33860 and 33878.....
2777	542	Rock Shaft complete for 7533, 7534, 15650 and 33827, Nos. 2763, 2768, 2770, 2778, 6337 and two 12242.....
2778	542	Rock Shaft Lifting Bracket Hook for 2777, 12250, 15715, 33830 and 33878.....
2809	586	Machine Hinge Connection Hinge Pin for 33888 to 33891.....
2846	2445	Bobbin Winder Spindle for spool, for 27611.....
2862	551	Balance Wheel, 3 in. pulley, for 3022, for 32-1 to 32-26, 32-29 to 32-32, 32-34, 32-36 to 32-39, 32-41 to 32-44, 32-46 to 32-48, 32-51, 32-52 and 32-54 to 32-62 Machines.....
2877	542	Treadle Pitman Rod for 7587, obsolete...
2928	597	Driving Attachment Driving Arm Brake (leather) for 15081.....
2929	597	Driving Attachment Driving Arm Hinge Pin for 15083.....
2931	597	Driving Attachment Driving Arm Pitman Crank for 15708.....
2932	597	Driving Attachment Starting Crank Shaft for 15708.....
2933	597	Driving Attachment Driving Arm Pitman Crank Spring for 15709.....
2973	5500	Shuttle Bobbin Case Latch Lever for 15141.....
2974	5500	Feed Ratchet Pawl Spring Pin for 15679 and 15684.....
2974	5500	Feed Ratchet Retaining Pawl Spring Pin for 15681 and 15689.....
2974	5500	Shuttle Bobbin Case Latch Lever Fulcrum Pin for 15141.....
2975	5500	Shuttle Bobbin Case Spring for 7313, 15741, 15747, 15751, 23007 and 33942.....
2996	5500	Shuttle Bobbin for 7312, 7551, 14948, 15626, 15668, 15729, 15742 and 15980..
3012	3448	Pulley (tight) Pin for 32-27, 32-28 and 32-53 Machines, obsolete.....
3022	—	Clamp Stop Motion complete for 32-1 to 32-26, 32-29 to 32-32, 32-34, 32-36 to 32-39, 32-41 to 32-44, 32-46 to 32-48, 32-51, 32-52 and 32-54 to 32-62 Machines, Nos. 248A, 256J, 2020 and 4933.....
*3023	—	Clamp Stop Motion Flanged Bushing for 4933.....

NO.	PLATE	NAME
3108	3440	Throat Plate Guide Pin for 35749.....
3146	3424	Presser Foot Guide Thumb Screw Washer for 15877.....
4784	3468	Oscillating Rock Shaft Oil Pad for 14031..
4822	3460	Wrench for 1528, 1547 and 1549 (Accesso- ries).....
4879	3455	Chain Connecting Link for 4885.....
Nos. 4881 to 4884 FOR 4885		
4881	599	Treadle.....
4882	3455	" Shaft.....
4883	3455	" Spring.....
4884	599	" Stand.....
4885	599	Treadle complete for Needle Bar Frame Pitman Connection, for 32-59 Machine, Nos. 4879, 4881 to 4884 and two wood screws 1 in. No. 16.....
4933	554	Clamp Stop Motion Flanged Bushing 3023 with two 462c, for 3022.....
5564	3817	Band Wheel Shaft Driver (left) Clutch Spring Hook for 25424.....
5564	3817	Band Wheel Shaft Driver (right) Clutch Spring Hook for 25428.....
5564	573	Needle Bar Frame Pitman Disengaging Lever Spring Hook for 32-60 Machine, obsolete.....
5569	583	Feed Friction Wheel Driver Spring for 32-29, 32-41 to 32-44 and 32-46 Ma- chines, obsolete.....
5944	3464	Gauge Reed Guide Cap Rivet for 25859..
5944	3464	" " " Rivet for 25859.....
5944	3424	Tucker Tuck Guide Plate Guide Pin for 26571.....
5960	3455	Driving Attachment Bobbin Winder Fric- tion Wheel (leather) for 16515.....
5961	3455	Driving Attachment Bobbin Winder Fric- tion Wheel Washer for 16515.....
5963	3455	Driving Attachment Bobbin Winder Spindle Flange for 16515.....
6055	3468	Machine Hinge Plate Bolt Nut Washer for 33890 and 33891.....
6055	3468	Driving Attachment Treadle Pitman Rod (lower) Spring Washer for 27640.....
6312	3448	Feed (upper) Dog Screw Washer for 32-49 Machine.....
6312	3448	Feed Regulator Adjusting Screw Thumb Nut Washer for 15752.....

NO.	PLATE	NAME
6337	542	Rock Shaft Lifting Bracket with two 356c, for 2777, 12250, 15715, 15734, 20097, 33830, 33860 and 33878.....
6439	—	Chain, length 36 in. to 45 in., with 56864 and 56865, for 4885 and 14211.....
6533	573	Cord Carrier Bell Crank Shaft Collar with 460c, for 32-58 Machine.....
6533	573	Needle Bar Frame Regulator Shaft Collar with 460c.....
7070	573	Feed Regulator Adjusting Screw Stud Sleeve for 7527, obsolete.....
7070	573	Needle Bar Frame Regulator Adjusting Screw Stud Sleeve, for all machines ex- cept 32-8 and 32-60.....
7071	3441	Binder Folder Screw Washer for 35753, 35779, 35781, 35783, 35785 and 35806..
7071	3441	Binder Ribbon Tension Screw Washer for 35753, 35779, 35781, 35783, 35785 and 35806.....
7071	3441	Binder Screw Washer for 35742 and 35744
7071	3441	Edge Guide Screw Washer for 35689.....
7071	573	Feed Lever Raising Cam Screw Washer for 32-1 to 32-9, 32-24 to 32-26, 32-31, 32-36 to 32-39, 32-54 and 32-58 to 32-60 Ma- chines.....
7071	573	Feed (lower) Lever Raising Cam Screw Washer for 32-45 and 32-49 Machines..
7071	573	Feed Raising Cam Screw Washer for 32-10 to 32-23, 32-30, 32-34, 32-47, 32-51, 32-52, 32-55, 32-57, 32-61 and 32-62 Machines.....
7071	3441	Guide Screw Washer for 32-36 Machine, obsolete.....
7071	3463	Hat Sweat Attachment Screw Washer for 36156 and 120009.....
7071	3441	Hemmer Screw Washer for 28721, 28984 and 35858.....
7071	3441	Tucker Edge Guide Slide Thumb Screw Washer for 26597.....
7071	3441	Tucker Tuck Guide Plate Thumb Screw Washer for 26598.....
*7251	—	Arm with 122b, 283D and 7257, for 32-1, 32-8, 32-24 to 32-26, 32-29, 32-36, 32-37, 32-41, 32-42, 32-46, 32-54 and 32-59 Machines.....

NO.	PLATE	NAME
7252	551	Arm Shaft (horizontal) for 32-1 to 32-8, 32-22, 32-24 to 32-26, 32-29, 32-31, 32-36 to 32-39, 32-41 to 32-44, 32-46, 32-54, 32-56 and 32-58 to 32-60 Machines.....
7253	552	Arm Shaft (horizontal) Gear (24 teeth) with 458c, obsolete.....
7254	551	Arm Shaft (upright) for 32-10 to 32-23, 32-30, 32-34, 32-47, 32-51, 32-52, 32-55, 32-57, 32-61 and 32-62 Machines.....
7256	552	Arm Shaft (upright) Gear (24 teeth) with 449c, obsolete.....
7257	—	Arm Side Plate for 7251, 7356, 7563, 15548, 15549, 15554, 15555, 15670, 15879 and 15889.....
*7258	—	Bed for 32-1 to 32-26, 32-30, 32-31, 32-34, 32-36 to 32-38, 32-47, 32-51, 32-52, 32-54, 32-55, 32-57, 32-58 and 32-60 to 32-62 Machines.....
7259	553	Bed Leg.....
7263	553	" Frame Hinge Connection for 14007..
7263	553	Machine Hinge Connection (right) for 33889 and 33891.....
7267	552	Feed Bar for 32-1 to 32-26, 32-30, 32-31, 32-34, 32-36 to 32-39, 32-47, 32-51, 32-52, 32-54, 32-55 and 32-57 to 32-62 Machines.....
7267	552	Feed (lower) Bar for 32-45 and 32-49 Machines.....
7268	571	Feed Bar Spring for 32-1 to 32-26, 32-30, 32-31, 32-34, 32-36 to 32-39, 32-47, 32-51, 32-52 and 32-54 to 32-62 Machines...
7268	571	Feed (lower) Bar Spring for 32-45 and 32-49 Machines.....
7269	575	Feed Dog for 32-1 to 32-5 and 32-7 Machines, and obsolete for 32-6 Machine..
7270	577	Feed Dog, 13 teeth (15 teeth to the inch) for 32-1 Machine, 35744, 35783 and 35858.....
7271	575	Feed Dog for 32-1, 32-8, 32-22, 32-31 and 32-37 Machines.....
7272	577	Feed Dog for 32-1 and 32-36 Machines and 35781.....
7273	578	Feed Dog, for tacking clothing, for 32-38 Machine, obsolete.....
7274	551	Feed Lever for 32-1 to 32-9, 32-24 to 32-26, 32-31, 32-36 to 32-39, 32-54 and 32-58 to 32-60 Machines.....

NO.	PLATE	NAME
7274	551	Feed (lower) Lever for 32-45 and 32-49 Machines.....
7275	552	Feed Lever Cam with two 435c, for 32-1 to 32-9, 32-24 to 32-26, 32-31, 32-36 to 32-39, 32-54 and 32-58 to 32-60 Machines and obsolete for 32-56 Machine..
7275	552	Feed (lower) Lever Cam with two 435c, for 32-45 and 32-49 Machines.....
7276	571	Feed Lever Cap for 32-1 to 32-9, 32-24 to 32-26, 32-31, 32-36 to 32-39, 32-54, 32-56 and 32-58 to 32-60 Machines....
7276	571	Feed (lower) Lever Cap for 32-45 and 32-49 Machines.....
7276	571	Feed Raising Bar Cap for 32-10 to 32-23, 32-30, 32-34, 32-47, 32-51, 32-52, 32-55, 32-57, 32-61 and 32-62 Machines.....
7277	571	Feed Lever Raising Cam for 32-1 to 32-9, 32-24 to 32-26, 32-31, 32-36 to 32-39, 32-54 and 32-58 to 32-60 Machines.....
7277	571	Feed (lower) Lever Raising Cam for 32-45 and 32-49 Machines.....
7277	571	Feed Raising Cam for 32-10 to 32-23, 32-30, 32-34, 32-47, 32-51, 32-52, 32-55, 32-57, 32-61 and 32-62 Machines.....
7278	573	Feed Bell Crank Socket Joint for 15757..
7278	573	" Regulator Socket Joint for 7280, 7486, 7836, 15774, 15815, 15908 and 33819.....
7278	573	Feed (lower) Regulator Socket Joint for 15774.....
7279	552	Feed Rock Shaft for 32-1 to 32-26, 32-30, 32-31, 32-34, 32-36 to 32-38, 32-47, 32-51, 32-52, 32-54, 32-55 and 32-57 to 32-62 Machines.....
7280	551	Feed Regulator with 7278, for 32-1 to 32-9, 32-24 to 32-26, 32-31, 32-36 to 32-38, 32-54 and 32-58 to 32-60 Machines.....
7281	569	Feed Regulator Cap for 32-1 to 32-26, 32-29 to 32-31, 32-34, 32-36 to 32-39, 32-41 to 32-44, 32-46, 32-47, 32-51, 32-52, 32-54, 32-55 and 32-57 to 32-62 Machines.....
7281	569	Feed (lower) Regulator Cap for 32-45 and 32-49 Machines.....
7282	552	Needle Bar with 15588 for 32-1, 32-3, 32-5, 32-8 and 32-30 Machines, obsolete.....

NO.	PLATE	NAME
7283	569	Needle Bar Connecting Link with 1012E, for 32-1 to 32-26, 32-29, 32-31, 32-32, 32-34, 32-36 to 32-39, 32-41 to 32-48, 32-51 to 32-53 and 32-55 to 32-62 Machines.....
7284	571	Needle Bar Connecting Stud with 453c, for 32-1, 32-3, 32-5, 32-9 to 32-26, 32-32, 32-34, 32-36 to 32-38, 32-47, 32-48, 32-51, 32-52, 32-55, 32-57 and 32-59 to 32-62 Machines.....
7285	586	Needle Bar Gib for 7282, obsolete.....
7286	—	No. cancelled, order 15588.
7287	573	Needle Clamp with 196F, for 15721 and 33812.....
7288	573	Needle Clamp Thread Guide for 15721...
7289	552	" Bar Frame Cam and Bevel Gear (36 teeth) for 33902, obsolete.....
7290	551	Needle Bar Frame Cam and Bevel Gear Cover for 32-1, 32-2, 32-11, 32-17, 32-24 to 32-27, 32-29, 32-32, 32-36 to 32-39, 32-41 to 32-46, 32-48, 32-49, 32-53, 32-54, 32-56 and 32-59 to 32-62 Machines.....
7290	551	Needle Bar Frame Cam Cover for 32-52 Machine.....
7291	552	Needle Bar Frame with 620c, for 32-1, 32-3, 32-5, 32-9 to 32-26, 32-30, 32-32, 32-34, 32-36 to 32-38, 32-47, 32-48, 32-51, 32-52, 32-54, 32-55, 32-57 and 32-59 to 32-62 Machines.....
7292	552	Needle Bar Frame Driving Bevel Pinion (18 teeth) with two 453c, for 32-1, 32-2, 32-8, 32-24 to 32-26, 32-29, 32-32, 32-36 to 32-39, 32-41 to 32-46, 32-48, 32-49, 32-53, 32-54, 32-56 and 32-58 to 32-60 Machines, obsolete.....
7293	552	Needle Bar Frame Pitman for 32-1 to 32-7, 32-9 to 32-28, 32-30 to 32-32, 32-34, 32-36 to 32-39, 32-45, 32-47 to 32-49, 32-52, 32-54 and 32-56 Machines.....
7294	571	Needle Bar Frame Connection Hinge Stud for 32-58 Machine.....
7294	571	Needle Bar Frame Pitman Hinge Stud for all machines except 32-58.....
7295	552	Needle Bar Frame Regulator with 1820, for ¼ in. needle throw, for 32-1 Machine

NO.	PLATE	NAME
7295	552	Needle Bar Frame Regulator with 1820, for 32-2 to 32-7, 32-9 to 32-28, 32-30 to 32-32, 32-34, 32-36 to 32-39, 32-45, 32-47 to 32-49, 32-51, 32-52, 32-54 to 32-57, 32-59 and 32-62 Machines.....
7298	583	Needle Bar Frame Regulator Shaft Pin...
7299	552	Presser Bar for 32-1 to 32-31, 32-34, 32-36 to 32-39, 32-41 to 32-47, 32-49, 32-51, 32-52 and 32-54 to 32-62 Machines.....
7300	571	Presser Bar Spring Bracket with 740c, for 32-1, 32-3, 32-5, 32-8 to 32-26, 32-30, 32-34, 32-36 to 32-38, 32-47, 32-48, 32-51, 32-52, 32-54, 32-55 and 32-57 to 32-62 Machines.....
7301	575	Presser Foot, large needle hole, for 7269, 7271, 15786 and 33840.....
7302	—	Presser Foot, small needle hole, for 7269, 7271, 15786 and 33840.....
7303	577	Presser Foot for 7270, 7272, 15740, 15746 and 15760.....
7304	578	Presser Foot, for tacking clothing, for 15760, for 32-38 Machine.....
7309	592	Presser Foot Cap for 15697, 15712, 15793 and 15821.....
7310	592	Presser Foot Hinge Connection for 15697, 15712, 15793 and 15821.....
7311	592	Presser Foot Hinge Connection Pin for 7306, 7307, 15695, 15696, 15710, 15711, 15791, 15792, 15819 and 15820.....
7312	—	Shuttle, 1½ in. diam., Nos. 2996, 7313 and 7315, obsolete.....
7313	3458	Shuttle Bobbin Case complete for 7312, Nos. 591F, 592E, 2975, 7314, 7330 and 7579, obsolete.....
*7314	3458	Shuttle Bobbin Case Position Finger for 7313, obsolete.....
7315	3458	Shuttle Body for 7312, 7551 and 15668, obsolete.....
*7316	—	Shuttle Driver for 7406, obsolete.....
7317	552	Oscillating Shaft for 7596 and 33814.....
7318	571	" " Crank with 735c and 1813, for 7596 and 33814.....
7319	551	Shuttle Pitman with 44361, 49308 and four 187D, for 32-1 to 32-28, 32-30, 32-31, 32-34, 32-36 to 32-39, 32-45, 32-47, 32-49 and 32-51 to 32-62 Machines.....
*7320	—	Cord Carrier Pitman Cap for 15835.....

NO.	PLATE	NAME
*7320	—	Shuttle Pitman Cap for 7494.....
7321	557	" " Crank Wheel for 679c, for 32-1 to 32-28, 32-30, 32-31, 32-34, 32-36 to 32-39, 32-45 and 32-49 Machines, obsolete.....
7323	—	Shuttle Race Body for 7322.....
7324	599	" " Bracket, obsolete.....
7325	554	" Bobbin Case Position Plate for 7638, obsolete.....
7326	554	Shuttle Race Cap for 15631 and 33944. . .
7327	3418	Oscillating Rock Shaft for 7329, obsolete..
7329	571	" " " Fork for 7327, obsolete.....
7330	3402	Shuttle Tension Spring for 7313 and 15751, obsolete.....
7331	—	Tension complete for 32-1, 32-3, 32-5, 32-8 to 32-30, 32-32, 32-34, 32-36 to 32-38, 32-41 to 32-43, 32-46 to 32-48, 32-51 to 32-55, 32-57 and 32-59 to 32-62 Machines, Nos. 2103, 7335, 7336, 33892 and two 2102.....
7332	569	Tension Thread Guard for 32-1, 32-3, 32-5, 32-8 to 32-30, 32-32, 32-34, 32-36 to 32-38, 32-41 to 32-43, 32-46 to 32-48, 32-51 to 32-55, 32-57 and 32-59 to 32-62 Machines.
7332	569	Thread Guiding Roller Thread Guard for 32-2, 32-4, 32-6, 32-7, 32-31 and 32-44 Machines.....
7332	569	Thread Take-up Spring Thread Guard for 32-58 Machine.....
*7334	553	Thread Take-up Lever with 1822, for 33850
7335	573	" " Spring for 7331, 33899, 33900 and 32-58 Machine.....
7336	569	Thread Take-up Spring Regulator for 7331, 7846, 33899, 33900 and 32-58 Machine..
7337	575	Throat Plate, large needle hole, for 7269..
7338	—	" " small needle hole, for 7269..
7339	577	" " large needle hole, for 7270 and 15740.....
7340	3438	Throat Plate, small needle hole, for 7270 and 15740.....
7341	—	Throat Plate, large needle hole, for 7271 and 15786.....
7342	575	Throat Plate, small needle hole, for 7271 and 15786.....
7343	—	Throat Plate, large needle hole, for 7272 and 15746, for 32-1 and 32-36 Machines

NO.	PLATE	NAME
7344	577	Throat Plate, small needle hole, for 7272 and 15746, for 32-1 and 32-36 Machines
7345	—	Throat Plate, large needle hole, for 7273, for 32-38 Machine, obsolete.....
7346	578	Throat Plate, small needle hole, for 7273, for 32-38 Machine, obsolete.....
7347	551	Face Plate for 32-2, 32-4, 32-6, 32-7, 32-31, 32-32, 32-39, 32-44, 32-56 and 32-58 Machines and obsolete for 32-45 and 32-49 Machines.....
7348	554	Needle Bar with 2273, for 15998.....
7349	569	" " Guide with 453c, for 32-2, 32-4, 32-6 to 32-8, 32-27 to 32-29, 32-31, 32-39, 32-41 to 32-46, 32-49, 32-53 and 32-56 Machines.....
7350	553	Needle Bar Frame with 620c for 32-2, 32-4, 32-6 to 32-8, 32-29, 32-31, 32-39, 32-41, 32-42, 32-44, 32-46 and 32-56 Machines
7353	573	Needle Clamp Gib, $\frac{3}{8}$ in. and $\frac{1}{8}$ in. gauges, for 14808, obsolete.....
7354	—	Tension Bracket complete for 32-2, 32-4, 32-6, 32-7, 32-31 and 32-44 Machines, Nos. 330D, 2413, 7355, two each 2103, 33929 and four 2102.....
7355	569	Tension Bracket for 7354.....
*7356	—	Arm with 122D, 283D and 7257, for 32-3, 32-5 and 32-22 Machines, obsolete.....
7357	558	Needle Bar Frame Bevel Gear (45 teeth) for 7653, 7655, 7657, 7662, 7678 and 7680, obsolete.....
7358	564	Needle Bar Frame Bevel Gear Pinion (36 teeth) for 7653 and 33964.....
7359	553	Needle Bar Frame Cam for 7654.....
7360	553	" " " Gear (72 teeth) for 7654, 7676, 15545, 15574, 15575, 15578 and 33818.....
7361	551	Needle Bar Frame Cam Gear Cover for 32-3 to 32-7, 32-9, 32-10, 32-12 to 32-16, 32-19, 32-20, 32-22, 32-23, 32-28, 32-31, 32-34, 32-47, 32-51, 32-55 and 32-57 Machines.....
7362	565	Needle Bar Frame Driving Bevel Pinion (15 teeth) with two 453c, for 32-3 to 32-7, 32-9 to 32-17, 32-19, 32-20, 32-22, 32-23, 32-27, 32-28, 32-31, 32-34, 32-47, 32-51, 32-55, 32-57, 32-61 and 32-62 Machines, obsolete.....

NO.	PLATE	NAME
7363	565	Needle Bar Frame Bevel Gear Pinion (27 teeth) for 7655 and 33987.....
7364	558	Needle Bar Frame Cam for 7656, obsolete
7365	558	" " " " Gear (90 teeth) for 7656 and 15547, obsolete.....
7366	569	Needle Bar Connecting Stud for 32-2, 32-4, 32-6 to 32-8, 32-27 to 32-29, 32-31, 32-39, 32-41 to 32-46, 32-49, 32-53 and 32-56 Machines.....
7367	564	Needle Bar Frame Bevel Gear Pinion (48 teeth) for 7657 and 33988.....
7368	558	Needle Bar Frame Cam for 7658, obsolete
7369	558	" " " " Gear (64 teeth) for 7658, 7672, 7673 and 15766.....
7370	551	Balance Wheel, 2 $\frac{3}{4}$ in. pulley, with two 448c, for 32-1 to 32-26, 32-29 to 32-32, 32-34, 32-36 to 32-39, 32-41 to 32-44, 32-46 to 32-48, 32-51, 32-52 and 32-54 to 32-62 Machines.....
Nos. 7371 TO 7384, FOR 32-8 MACHINE, OBSOLETE		
7371	558	Needle Bar Frame Cam and Bevel Gear (36 teeth).....
7372	551	Needle Bar Frame Cam and Bevel Gear Cover.....
7373	563	Needle Bar Frame Pitman.....
7374	570	" " " " Stud for 7549
7375	570	" " " " Regulator with 1877..
7376	570	" " " " Ratchet Pawl
7377	570	" " " " " " " Bracket.....
7378	586	Needle Bar Frame Regulator Ratchet Pawl Bracket Rivet.....
7379	570	Needle Bar Frame Regulator Ratchet Pawl Spring.....
7380	570	Needle Bar Frame Regulator Ratchet Wheel
7381	570	" " " " " " " Friction Spring.....
7382	570	Needle Bar Frame Regulator Ratchet Wheel Pitman, obsolete.....
7383	570	Needle Bar Frame Regulator Sliding Block for 7382, obsolete.....
7384	575	Presser Foot, large needle hole, for 7271 and 15786, for 32-8 Machine.....
7385	558	Needle Bar Frame Cam for 7672.....
7386	—	Presser Foot, small needle hole, for 7271 and 15786, for 32-8 Machine, obsolete..

NO.	PLATE	NAME
7387	564	Arm Shaft (upright) Pinion (20 teeth) with two 456c, for 32-10 to 32-23, 32-30, 32-34, 32-47, 32-51, 32-52, 32-55, 32-57, 32-61 and 32-62 Machines.....
7389	558	Feed Cam Gear (60 teeth) for 32-10 Machine, obsolete.....
7390	579	Feed Dog for 32-52 Machine and obsolete for 7322 for 32-10, 32-12 to 32-21, 32-23 and 32-30 Machines.....
7391	564	Feed Gear (intermediate) 7659 with 7660, for 32-10, 32-12 to 32-16, 32-19, 32-23 and 32-51 Machines.....
7392	554	Feed Gear (intermediate) Bracket for 32-10, 32-12 to 32-16, 32-18, 32-19, 32-21 to 32-23, 32-30, 32-51 and 32-55 Machines.....
7393	586	Feed Gear (intermediate) Bracket Pin for 32-10, 32-12 to 32-16, 32-18, 32-19, 32-21 to 32-23, 32-30, 32-51 and 32-55 Machines.....
Nos. 7394 TO 7397 FOR 32-10 TO 32-23, 32-30, 32-34, 32-47, 32-51, 32-52, 32-55, 32-57, 32-61 AND 32-62 MACHINES		
7394	554	Feed Raising Bar with 7397.....
7395	554	" " " " Connection.....
7396	564	" " " " Cam with two 446c.....
7397	583	Feed Raising Bar Stud for 7394.....
7398	579	Presser Foot (large needle hole) hinged, complete for 7390, for 32-10, 32-12 to 32-21, 32-23 and 32-30 Machines, Nos. 7400 to 7402, obsolete.....
7399	579	Presser Foot (small needle hole) hinged, complete for 7390, for 32-10, 32-12 to 32-21, 32-23 and 32-30 Machines, Nos. 7400, 7401 and 7403, obsolete.....
7400	—	Presser Foot Shank for 7398, 7399 and 15827.....
7401	573	Feed Ratchet Pawl Spring Pin for 7513, obsolete.....
7401	573	Presser Foot Hinge Pin for 7398, 7399 and 15827.....
7402	—	Presser Foot Plate for 7398, obsolete....
7403	—	" " " " 7399, obsolete....

NO.	PLATE	NAME
7404	579	Throat Plate, large needle hole, for 7390, for 32-52 Machine and obsolete for 32-10, 32-12 to 32-21, 32-23 and 32-30 Machines.....
7405	—	Throat Plate, small needle hole, for 7390, for 32-52 Machine and obsolete for 32-10, 32-12 to 32-21, 32-23 and 32-30 Machines.....
7406	571	Shuttle Driver 7316 with two 462c, obsolete.....
7407	558	Feed Cam Gear (60 teeth) for 32-11 Machine, obsolete.....
7408	554	Needle Bar Frame Cam and Bevel Gear (45 teeth) for 32-11, 32-17 and 32-61 Machines, obsolete.....
7409	558	Feed Cam Gear (60 teeth) for 32-12 Machine, obsolete.....
7410	562	Feed Cam Gear (60 teeth) for 32-13 to 32-16 Machines, obsolete.....
7411	560	Needle Bar Frame Cam for 7673.....
7412	562	Feed Cam Gear (60 teeth) for 32-17 Machine, obsolete.....
*7413	—	Arm with 122b, 283d and 7670, for 32-18, 32-21, 32-30 and 32-52 Machines.....
7414	561	Feed Cam Gear (60 teeth) for 32-18 Machine, obsolete.....
7415	559	Feed Gear (intermediate) 7674 with 7675, for 32-18 Machine.....
Nos. 7416 TO 7418 FOR 32-18, 32-21, 32-30 AND 32-52 MACHINES		
7416	567	Needle Bar Frame Driving Cam with two 448c.....
7417	567	Needle Bar Frame Driving Cam Lever with 1819.....
7418	567	Needle Bar Frame Driving Cam Connecting Link.....
7419	567	Needle Bar Frame Driving Cam Connecting Link Slide for 32-18, 32-21 and 32-30 Machines.....
7420	567	Needle Bar Frame Driving Ratchet Wheel (16 teeth) for 33801.....
7421	561	Needle Bar Frame Cam for 33801.....
7422	567	“ “ “ Driving Ratchet Wheel Shifter with 1963, for 32-18, 32-21 and 32-30 Machines.....

NO.	PLATE	NAME
7423	567	Needle Bar Frame Driving Ratchet Wheel Stop for 32-18 Machine.....
7424	560	Feed Cam Gear (60 teeth) for 32-19 Machine, obsolete.....
7425	565	Needle Bar Frame Bevel Gear Pinion (30 teeth) for 7662 and 33989.....
7426	560	Needle Bar Frame Cam for 7663, obsolete
7427	560	“ “ “ “ Gear (80 teeth) for 7663, obsolete.....
7428	560	Feed Cam Gear (60 teeth) for 32-20 Machine, obsolete.....
7429	560	Needle Bar Frame Cam for 7676, obsolete
7430	561	Feed Cam Gear (60 teeth) for 32-21 Machine, obsolete.....
7431	559	Feed Gear (intermediate) 7674 with 7677, for 32-21, 32-22 (7 stitch) and 32-30 Machines.....
7433	567	Needle Bar Frame Driving Ratchet Wheel (14 teeth) for 33802 and 33811.....
7434	561	Needle Bar Frame Cam for 33802, obsolete
7436	567	“ “ “ Driving Ratchet Wheel Stop for 32-21 and 32-30 Machines.....
7437	559	Feed Cam Gear (60 teeth) for 6 stitches, for 32-22 Machine, obsolete.....
7438	559	Feed Cam Gear (60 teeth) for 10 stitches, for 32-22 Machine, obsolete.....
7439	559	Feed Gear (intermediate) 7659 with 7684, for 32-22 (6 stitch) and 32-55 Machines, obsolete.....
7440	559	Feed Gear (intermediate) 7685 with 7684, for 10 stitches, for 32-22 Machine, obsolete.....
7441	561	Needle Bar Frame Cam for 15545, obsolete
7442	561	“ “ “ “ “ 15547, obsolete
7443	560	Feed Cam Gear (60 teeth) for 32-23 Machine, obsolete.....
7444	578	Feed Dog for 32-24, 32-59 and 32-60 Machines and 35753.....
7445	582	Feed Dog for 32-24 Machine.....
7446	576	“ “ “ 32-24 Machine.....
7449	560	Needle Bar Frame Cam and Bevel Gear (36 teeth) for 33922, obsolete.....
Nos. 7450 TO 7452 FOR 32-24 MACHINE		
7450	578	Presser Foot for 7444.....
7451	582	“ “ “ 7445.....
7452	578	“ “ “ 7444, 7446 and 15985....

NO.	PLATE	NAME
7453	578	Throat Plate, large needle hole, for 7444, for 32-24, 32-59 and 32-60 Machines. . .
7454	—	Throat Plate, small needle hole, for 7444, for 32-24, 32-59 and 32-60 Machines. . .
Nos. 7455 TO 7458 FOR 32-24 MACHINE		
7455	582	Throat Plate, large needle hole, for 7445
7456	—	“ “ small needle hole, for 7445
7457	—	“ “ large needle hole, for 7446 and 15985.
7458	576	Throat Plate, small needle hole, for 7446 and 15985.
7459	576	Feed Dog for 32-25 and 32-62 Machines and 35806.
7460	559	Needle Bar Frame Cam and Bevel Gear (36 teeth) for 32-25, 32-41, 32-42 and 32-46 Machines, obsolete.
7461	576	Presser Foot for 7459, 33803, 35781, 35783 and 35806.
7462	—	No. cancelled, order 7461.
7463	576	Throat Plate, large needle hole, for 7459 and 33803, for 32-25 Machine.
7464	—	Throat Plate, small needle hole, for 7459 and 33803, for 32-25 Machine.
7465	582	Feed Dog (double) for 32-26 Machine.
7467	—	Presser Foot (double) small needle hole, for 7465.
7468	582	Presser Foot (double) large needle hole, for 7465.
7469	—	Throat Plate, large needle hole, for 7465
7470	582	“ “ small needle hole, for 7465
7471	551	Arm Shaft (upright) for 32-29, 32-32, 32-41 to 32-44, 32-46 and 32-48 Machines.
*7472	—	Bed for 32-29, 32-41 to 32-44 and 32-46 Machines.
7473	555	Cloth Plate for 32-29, 32-41 to 32-44 and 32-46 Machines.
Nos. 7475 TO 7477 FOR 15521		
7475	565	Feed Driving Gear (30 teeth).
7473	583	“ “ Pin.
7477	561	“ Friction Wheel.
7478	563	“ “ “ Driver with 7480, for 32-29, 32-41 to 32-44 and 32-46 Machines.
7479	573	Feed Friction Wheel Driver Link for 32-29, 32-41 to 32-44 and 32-46 Machines.

NO.	PLATE	NAME
7480	586	Feed Friction Wheel Driver Spring Hook for 7478.
7480	586	Tension Releaser Spring Hook for 22090.
7483	573	Feed Friction Wheel Retaining Clutch Spring Hook for 15523.
7483	573	Reciprocating Spring Presser Blade Spring Hook for 20252.
Nos. 7484 TO 7486 FOR 32-29, 32-41 TO 32-44 AND 32-46 MACHINES		
7484	565	Feed Pinion (intermediate) 24 teeth.
7485	555	“ Lever.
7486	555	“ Regulator with 7278.
7487	565	“ Ring for 32-29, 32-43 and 32-44 Machines.
7488	555	Needle Bar Frame Pitman for 32-29 and 32-44 Machines, obsolete.
7489	563	Needle Bar Frame Regulator with 1877, for 32-29, 32-41 to 32-44 and 32-46 Machines.
7490	—	Presser Foot complete for 7487, for fine and coarse pointed spurs 7498 and 7619, for 32-29, 32-43 and 32-44 Machines, Nos. 7491, 7492 and two each 662D and 7493.
7491	574	Presser Foot Body for 7490.
7492	574	“ “ Ring for 7490 and 7603 to 7605.
7493	574	Presser Foot Ring Gib for 7490 and 7603 to 7605.
7494	555	Shuttle Pitman with two 7320 and four 196D, for 32-29, 32-32, 32-41 to 32-44, 32-46 and 32-48 Machines.
*7495	563	Shuttle Pitman Cam and Crank Wheel for 679C, for 32-29, 32-32, 32-41 to 32-44 and 32-46 Machines, obsolete.
7496	573	Tension Releaser for 32-1, 32-3, 32-5, 32-8 to 32-30, 32-34, 32-36 to 32-38, 32-41 to 32-43, 32-46 to 32-48, 32-51 to 32-55, 32-57, 32-59, 32-60 and 32-62 Machines
7497	—	Throat Plate complete (fine pointed spur) for 7487, for 32-29, 32-43 and 32-44 Machines, Nos. 590D, 7498 and 7606.
7498	574	Throat Plate Spur (fine pointed) for 7497
7499	563	Feed Cam Gear (60 teeth) for 32-30 Machine, obsolete.
7500	562	Needle Bar Frame Cam for 33811.

NO.	PLATE	NAME
*7501	—	Arm with 283d and 15565, for 32-32 Machine, obsolete.....
7502	—	Arm Shaft (horizontal) for 32-32 Machine, obsolete.....
7503	551	Arm Shaft (upright) for 32-27 and 32-28 Machines, obsolete.....
7505	—	Bed for 32-32 Machine, obsolete.....
7506	3455	Carpet Guide Plate for 7527, obsolete....
7507	572	“ “ (right) for 7527 and 15675
7508	572	“ “ “ Clamp for 7527, 15675 and 15745.....
Nos. 7509 to 7516 FOR 7527, OBSOLETE		
7509	572	Feed Eccentric with two 453c.....
7510	572	“ “ Connection.....
7511	572	“ “ “ Strap with 175d
7512	572	“ Regulator.....
7513	572	“ Ratchet Pawl with 7401.....
7514	572	“ “ “ Spring.....
7515	572	“ “ Retaining Spring.....
7516	572	“ “ Wheel.....
Nos. 7518 to 7522 FOR 7527, OBSOLETE		
7518	572	Feed Wheel.....
7519	572	“ “ Shaft.....
7520	3455	“ “ “ Bracket.....
7521	3455	“ “ “ “ Spring Plate
7522	572	“ “ “ “ “ “
Block.....		
7523	563	Needle Bar for 32-32 Machine.....
7524	586	“ Clamp with 196F, 651d and 7525, for 32-32 Machine.....
7525	573	Needle Clamp Thread Guide for 7524....
7526	563	“ Bar Connecting Stud Guide Bar for 32-32 Machine, obsolete.....
7526	563	Presser Bar for 32-53 Machine.....
7527	—	Carpet Serging Attachment complete for 32-32 Machine, Nos. 175F, 212d, 428c, 549c, 669E, 732d, 2273, 7070, 7506 to 7516, 7518 to 7522, 7528, 9525, 15673, two each 93F, 240d, 401E, 1538d, three 207F and eight 389F, obsolete.....
7528	572	Needle Hole Strip for 7527, 15675 and 15745.....
7529	579	Throat Plate for 32-32 and 32-48 Machines
7530	563	Thread Take-up Lever with 1822, for harness saddle pads, for 32-1 Machine.....

NO.	PLATE	NAME
7531	557	Bobbin Winder (eccentric) complete for 2862, for 32-1 to 32-26, 32-29 to 32-32, 32-34, 32-36 to 32-39, 32-41 to 32-44, 32-46 to 32-48, 32-51, 32-52, 32-54 to 32-62 Machines, and for 7706 for 32-45 and 32-49 Machines, Nos. 286d, 2460, 2466, 2694 and 7532.....
7532	557	Bobbin Winder Frame for 7531.....
7533	—	Knee Lifter complete (power table) for 32-1, 32-3, 32-5, 32-8, 32-9, 32-11, 32-17, 32-20, 32-24 to 32-26, 32-29, 32-34 to 32-36, 32-39, 32-41 to 32-44, 32-46 to 32-48, 32-52, 32-54 and 32-56 to 32-62 Machines, Nos. 802d, 2777, 7535, 7538 and 15773.....
7534	—	Knee Lifter complete (power table) for 32-10, 32-12 to 32-16, 32-18, 32-19, 32-21 to 32-23, 32-30, 32-51 and 32-55 Machines, Nos. 76d, 802d, 2777, 7536 to 7538 and 15773.....
7535	542	Lifting Lever for 7533, 7543, 15981, 33827 to 33829, 33831, 33832, 33879 and 33882
7536	542	Lifting Lever for 7534, 7544, 15982, 33833 and 33880.....
7537	542	Lifting Lever Sliding Block for 7534, 7544, 15982, 33833 and 33880.....
7538	557	Presser Bar Lifting Bracket with 740c, for 32-29, 32-39, 32-41 to 32-43, 32-46 and 32-56 Machines and 7533, 7534, 7543, 7544, 15981, 15982, 33831, 33833, 33879 and 33880.....
7539	542	Rock Shaft Hanger with two wood screws 1 in. No. 10, for 12250, 15715 and 33860
7539	542	Rock Shaft Hanger (back) with two wood screws 1 in. No. 10, for 15734, 20097 and 33830.....
7542	2437	Drip Pan (power table) with five 1 in. wire nails.....
7543	—	Knee Lifter complete (Stand No. 25288) for 32-1, 32-3, 32-5, 32-8, 32-9, 32-11, 32-17, 32-20, 32-24 to 32-26, 32-29, 32-34, 32-36 to 32-39, 32-41 to 32-44, 32-46 to 32-48, 32-52, 32-54 and 32-56 to 32-62 Machines, Nos. 802d, 7535, 7538, 12250 and 15773.....

NO.	PLATE	NAME
7544	—	Knee Lifter complete (Stand No. 25288) for 32-10, 32-12 to 32-16, 32-18, 32-19, 32-21 to 32-23, 32-30, 32-51 and 32-55 Machines, Nos. 76D, 802D, 7536 to 7538, 12250 and 15773.....
7545	2437	Drip Pan with five 1 in. wire nails, for 25255 and 25288.....
7549	583	Needle Bar Frame Regulator Slide Block with 7374, for 32-8 Machine, obsolete..
7550	583	Needle Bar Frame Regulator Slide Block Set Screw Handle for 32-8 Machine, obsolete.....
7561	—	Shuttle, 1 $\frac{1}{4}$ in. diam., for all machines except 32-4, 32-6 and 32-46, Nos. 2996, 7315 and 15751, obsolete.....
*7553	5500	Shuttle Bobbin Case Position Finger for 15741, 15747, 15751, 23007 and 33942..
7554	589	Roller Arm for 7558 and 15898.....
7555	589	“ “ Bracket for 7558 and 7590...
7556	589	“ “ Lock Spring for 7558 and 7590
7557	589	“ Needle Guard for 7558.....
7558	589	Roller Presser complete, 1 $\frac{1}{4}$ in. coarse roller, for 32-24 Machine, Nos. 175F, 176F, 440F, 1549J, 1886, 7554 to 7557, two 316F and three 1547J.....
7559	566	Arm Spool Pin (horizontal) for 32-9 to 32-21, 32-23, 32-30, 32-34, 32-47, 32-51, 32-52, 32-55, 32-57, 32-61 and 32-62 Machines.....
7560	566	Guide for 32-36 Machine, obsolete.....
7561	565	NeedleBarFrameRegulatorRatchetWheel Pitman (adjustable) complete for 32-8 Machine, Nos. 15999 and 16000, obsolete.....
7562	553	Thread Take-up Cam 33903 with 448c, for all machines except 32-49.....
*7563	—	Arm with 122D, 283D and 7257, for 32-39 and 32-56 Machines.....
Nos. 7564 TO 7566 FOR 32-39 MACHINE, OBSOLETE		
*7564	—	Bed.....
7565	581	Feed Dog.....
7566	551	“ Rock Shaft.....
Nos. 7567 TO 7569 FOR 7570		
7567	—	Presser Foot Body.....
7568	583	“ “ Roller.....
7569	583	“ “ “ Pin.....

NO.	PLATE	NAME
7570	581	Presser Foot complete for 7565, 15813 and 15974, Nos. 7567 to 7569.....
Nos. 7571 TO 7574 FOR 32-39 MACHINE, OBSOLETE		
7571	566	Reciprocating Presser Blade.....
7572	566	“ “ “ Arm.....
7573	566	“ “ “ Carrier.....
7574	566	“ “ “ “ Spring
7575	573	Tension Releaser for 32-39 and 32-56 Machines.....
7576	581	Throat Plate, small needle hole, for 7565, obsolete.....
7577	583	Needle Bar Frame Regulator Shaft for all machines except 32-58, obsolete....
7578	580	Throat Plate for 33810, obsolete.....
7579	3458	Shuttle Bobbin Case Latch for 7313, obsolete.....
7580	551	Pulley (tight) for 32-27 and 32-28 Machines, obsolete.....
7581	563	Starting Lever Cushion Spring for 32-27 and 32-28 Machines, obsolete.....
7582	—	No. cancelled, order 15722 and give gauge required.
7583	542	Treadle for 7586, obsolete.....
7584	542	“ Stand for 7586, obsolete.....
7585	3426	“ Shaft for 7586 and 14358.....
7586	542	Treadle complete, Nos. 7583 to 7585, obsolete.....
Nos. 7587 TO 7589 FOR 32-27 AND 32-28 MACHINES, OBSOLETE		
7587	542	Treadle Pitman complete, Nos. 9079 and two 2877.....
7588	568	Starting Lever Spring.....
7589	—	Pulley (tight).....
7590	589	Roller Presser complete, 1 $\frac{1}{4}$ in. coarse roller, for 32-3 Machine, Nos. 175F, 176F, 440F, 1549J, 1886, 7555, 7556, 7591, 7592, two 316F and three 1547J, obsolete
7591	589	Roller Arm for 7590.....
7592	589	“ Needle Guard for 7590.....
7593	551	Shuttle Race Bracket for 7596 and 33814
7594	—	No. cancelled, order 15722 and give gauge required.
7595	552	Shuttle Pitman Crank Wheel with 435C and 743C, for 32-1 to 32-23, 32-30, 32-31, 32-34, 32-36 to 32-39, 32-45, 32-47, 32-49 and 32-51 to 32-62 Machines.....

NO.	PLATE	NAME
7596	—	Shuttle Race Bracket complete for all machines except 32-46, Nos. 7317, 7318, 7593, 14031, 14856, 15730 and three 2049.....
7597	557	Presser Bar Lifting Bracket with 453c, for 32-2, 32-4, 32-6, 32-7, 32-31 and 32-44 Machines and 33827 to 33829, 33832 and 33882.....
7598	557	Tension Releaser for 32-2, 32-4, 32-6, 32-7, 32-31 and 32-44 Machines.....
7599	571	Arm Shaft (upright) Collar with 462c....
		Nos. 7600 TO 7628 FOR 32-29, 32-43 AND 32-44 MACHINES
7600	—	Presser Foot Body for 7603.....
7601	—	“ “ “ “ 7604.....
7602	—	“ “ “ “ 7605.....
7603	—	Presser Foot complete for 7487, for $\frac{1}{16}$, $\frac{1}{8}$, $\frac{3}{32}$, $\frac{1}{4}$ and $\frac{1}{2}$ in. eyelets, Nos. 7492, 7600 and two each 662b and 7493.....
7604	574	Presser Foot complete for 7487, for $\frac{3}{32}$ and $\frac{1}{8}$ in. eyelets, Nos. 7492, 7601 and two each 662b and 7493.....
7605	—	Presser Foot complete for 7487, for $\frac{1}{2}$ and $\frac{1}{4}$ in. eyelets, Nos. 7492, 7602 and two each 662b and 7493.....
7606	574	Throat Plate for 7497 and 7609 to 7614..
7607	574	“ “ “ “ 7615, 7616 and 15756..
7608	—	“ “ “ “ 7617 and 7618.....
7609	—	Throat Plate complete (coarse pointed spur) for 7487, Nos. 590b, 7606 and 7619
7610	—	Throat Plate complete for $\frac{1}{16}$ in. eyelet, for 7487, Nos. 590b, 7606 and 7620.....
7611	—	Throat Plate complete for $\frac{1}{8}$ in. eyelet, for 7487, Nos. 590b, 7606 and 7621.....
7612	—	Throat Plate complete for $\frac{3}{32}$ in. eyelet, for 7487, Nos. 590b, 7606 and 7622.....
7613	—	Throat Plate complete for $\frac{1}{4}$ in. eyelet, for 7487, Nos. 590b, 7606 and 7623.....
7614	—	Throat Plate complete for $\frac{1}{2}$ in. eyelet, for 7487, Nos. 590b, 7606 and 7624.....
7615	—	Throat Plate complete for $\frac{3}{8}$ in. eyelet, for 7487, Nos. 590b, 7607 and 7625.....
7616	—	Throat Plate complete for $\frac{1}{2}$ in. eyelet, for 7487, Nos. 590b, 7607 and 7626.....
7617	—	Throat Plate complete for $\frac{3}{8}$ in. eyelet, for 7487, Nos. 590b, 7608 and 7627.....

NO.	PLATE	NAME
7618	—	Throat Plate complete for $\frac{1}{4}$ in. eyelet, for 7487, Nos. 590b, 7608 and 7628.....
7619	574	Throat Plate Spur (coarse pointed) for 7609.....
7620	—	Throat Plate Spur for $\frac{1}{8}$ in. eyelet, for 7610
7621	—	“ “ “ “ $\frac{3}{32}$ in. eyelet, for 7611
7622	—	“ “ “ “ $\frac{1}{4}$ in. eyelet, for 7612
7623	—	“ “ “ “ $\frac{3}{8}$ in. eyelet, for 7613
7624	—	“ “ “ “ $\frac{1}{2}$ in. eyelet, for 7614
7625	574	“ “ “ “ $\frac{3}{8}$ in. eyelet, for 7615
7626	574	“ “ “ “ $\frac{1}{2}$ in. eyelet, for 7616
7627	—	“ “ “ “ $\frac{3}{8}$ in. eyelet, for 7617
7628	—	“ “ “ “ $\frac{1}{4}$ in. eyelet, for 7618
7629	581	“ “ for 7632.....
7630	581	“ “ Guide (right) for 7632 and 15720.....
7631	581	Throat Plate Guide (left) for 7632 and 15720.....
7632	581	Throat Plate complete for suspender ends, for 7637, Nos. 7629 to 7631 and two each 217b and 2532.....
7633	581	Presser Foot complete for suspender ends, for 7637, Nos. 7634 to 7636 and 15997..
		Nos. 7634 TO 7636 FOR 7633 AND 15718
7634	592	Presser Foot Stop Pin.....
7635	592	“ “ “ “ Hinge Pin.....
7636	592	“ “ “ “ Spring.....
7637	581	Feed Dog, for suspender ends, for 32-1 Machine.....
7638	554	Shuttle Race complete for 32-9 to 32-21, 32-23, 32-30, 32-34 and 32-47 Machines, Nos. 648b, 2533, 7639, 7661, 14049 and two each 335b and 2532.....
7639	—	Shuttle Race Body for 7638 and 15823..
7640	569	Thread Nipper Cam with two 453c, for 32-9 to 32-21, 32-23, 32-30, 32-34, 32-47, 32-51, 32-52, 32-55, 32-57, 32-61 and 32-62 Machines.....
7641	555	Needle Bar Frame with 620c, for 32-27, 32-28 and 32-53 Machines.....
7642	—	Throat Plate, large needle hole, for 7665, obsolete.....
7643	551	Pulley (loose) for 32-27 and 32-28 Machines, obsolete.....

NO.	PLATE	NAME
Nos. 7647 TO 7649 FOR 7650		
7647	554	Needle Bar.....
7648	573	" " Yielding Presser.....
7649	573	" " " " Spring.....
7650	554	Needle Bar complete for 32-9 to 32-21, 32-23, 32-30, 32-34 and 32-47 Machines, Nos. 2273, 7647 to 7649, 7651 and 15588
7651	573	Needle Clamp with 206r, for 7650.....
7652	552	" Bar with 15588, for 15721, 33812 and 33813.....
7653	558	Needle Bar Frame Bevel Gear 7357 with 7358, for 32-3, 32-4, 32-20, 32-22 (6 stitch) 32-28, 32-31, 32-34, 32-47, 32-55 and 32-57 Machines, obsolete....
7654	553	Needle Bar Frame Cam complete for 32-3, 32-4, 32-47 and 32-57 Machines, Nos. 180r, 7359 and 7360.....
7655	562	Needle Bar Frame Bevel Gear 7357 with 7363, for 32-5, 32-6 and 32-22 (10 stitch) Machines, obsolete.....
7656	—	Needle Bar Frame Cam complete for 32-5 and 32-6 Machines, Nos. 180r, 7364 and 7365, obsolete.....
7657	562	Needle Bar Frame Bevel Gear 7357 with 7367, for 32-7, 32-9, 32-10, 32-12 to 32-16, 32-23 and 32-51 Machines, obsolete
7658	—	Needle Bar Frame Cam complete for 32-7 Machine, Nos. 180r, 7368 and 7369, obsolete.....
7659	564	Feed Gear (intermediate) 30 teeth, for 7391, 7439 and 7683.....
7660	564	Feed Gear (intermediate) 40 teeth, for 7391.....
7661	554	Shuttle Race Cap for 7638.....
7662	560	Needle Bar Frame Bevel Gear 7357 with 7425, for 32-19 Machine, obsolete.....
7663	560	Needle Bar Frame Cam complete for 32-19 Machine, Nos. 180r, 7426 and 7427, obsolete.....
7664	580	Feed Dog for 32-9 to 32-21, 32-23, 32-30, 32-34 and 32-47 Machines.....
7665	—	Presser Foot Shank for 7667.....
7666	—	" " Plate for 7667.....
7667	580	Presser Foot (hinged) complete for 7664, Nos. 7665, 7666 and two 886D.....
7668	580	Throat Plate for 7664.....

NO.	PLATE	NAME
7669	3447	Arm Shaft (horizontal) for 32-9 to 32-21, 32-23, 32-30, 32-34, 32-47, 32-51, 32-52, 32-55, 32-57, 32-61 and 32-62 Machines
*7670	—	Arm Side Plate for 7413, 15550, 15551, 15900 and 33883.....
7671	583	Thread Nipper Thread Eyelet (double) for 32-9 to 32-21, 32-23, 32-30, 32-34, 32-47, 32-51, 32-52, 32-55, 32-57, 32-61 and 32-62 Machines.....
7672	—	Needle Bar Frame Cam complete for 32-9, 32-10, 32-12 to 32-14 and 32-23 Machines, Nos. 180r, 7369 and 7385.....
7673	—	Needle Bar Frame Cam complete for 32-15 and 32-16 Machines, Nos. 180r, 7369 and 7411.....
7674	565	Feed Gear (intermediate) 24 teeth, for 7415 and 7431.....
7675	559	Feed Gear (intermediate) 64 teeth, for 7415.....
7676	—	Needle Bar Frame Cam complete for 32-20 Machine, Nos. 180r, 7360 and 7429, obsolete.....
7677	559	Feed Gear (intermediate) 56 teeth, for 7431.....
7678	598	Needle Bar Frame Bevel Gear 7357 with 7679, for 5 stitches, for 32-22 Machine, obsolete.....
7679	565	Needle Bar Frame Bevel Gear Pinion (42 teeth) for 7678 and 33990, obsolete
7680	563	Needle Bar Frame Bevel Gear 7357 with 7681, for 7 stitches, for 32-22 Machine, obsolete.....
7681	564	Needle Bar Frame Bevel Gear Pinion (33 teeth) for 7680 and 33991, obsolete
7682	559	Feed Gear (intermediate) 50 teeth, for 7683, obsolete.....
7683	—	Feed Gear (intermediate) 7659 with 7682, for 5 stitches, for 32-22 Machine, obsolete.....
7684	561	Feed Gear (intermediate) 60 teeth, for 7439 and 7440, obsolete.....
7685	565	Feed Gear (intermediate) 18 teeth, for 7440, obsolete.....
7686	3450	Feed Cam Gear (60 teeth) for 5 stitches, for 32-22 Machine, obsolete.....
7687	563	Feed Cam Gear (60 teeth) for 7 stitches, for 32-22 Machine, obsolete.....

NO.	PLATE	NAME
7688	3450	Needle Bar Frame Cam for 15544, obsolete
7689	563	" " " " " 15546, obsolete
7690	3450	" " " " " Gear (70 teeth) for 15544, obsolete.
7691	563	Needle Bar Frame Cam Gear (77 teeth) for 15546, obsolete.
7692	561	Needle Bar Frame Cam and Bevel Gear (45 teeth) for 32-27 Machine, obsolete.
7693	568	Presser Bar Spring Bracket with 740c, for 32-27, 32-28 and 32-53 Machines, obsolete.
7694	568	Presser Bar Lifting Bell Crank for 32-27 and 32-28 Machines, obsolete.
7695	555	Presser Bar Lifting Bell Crank Connecting Rod for 32-27, 32-28 and 32-53 Machines, obsolete.
7696	580	Presser Foot (compensating) complete for 32-27 and 32-28 Machines, Nos. 7697, 7698, 7700, 15501, two 15502 and four 14026, obsolete.
7697	3404	Presser Foot Bracket for 7696, obsolete.
7698	3404	" " Hinge Connection with 7699, for 7696, obsolete.
7699	3404	Presser Foot Hinge Connection Hinge Stud for 7698, obsolete.
7700	3404	Presser Foot (right) for 7696, obsolete.
7702	3432	Arm Shaft (horizontal) for 32-45 and 32-49 Machines.
7706	3446	Balance Wheel with two 448c, for 32-45 and 32-49 Machines.
7712	555	Needle Bar with 857H, for 32-27, 32-28 and 32-53 Machines, obsolete.
7713	573	Needle Bar Thread Guard for 32-27, 32-28, 32-52 and 32-53 Machines.
7807	3424	Presser Foot Hinge Pin for 15877.
7836	3456	Feed Regulator with 7278, for 32-10 to 32-23, 32-30, 32-34, 32-47, 32-51, 32-52, 32-55 and 32-62 Machines.
7846	—	Tension complete for 32-39, 32-45, 32-49 and 32-56 Machines, Nos. 7336, 7847, 8238, 33892 and two 2102.
7847	592	Thread Take-up Spring for 7846.
7958	3468	Driving Attachment Balance Wheel Friction Ring Stop Pin for 16592.
7958	3468	Driving Attachment Bobbin Winder Stop Latch Stop Pin for 15081.
7958	3468	Feed Ratchet Wheel Pin for 15752.

NO.	PLATE	NAME
7958	3468	Feed Wheel Pin for 15752.
7958	3468	" " Shaft Collar Pin for 15752.
7958	3468	Pitman Pin for 25288.
8039	592	Arm Spool Spindle Cone 8064 with 759F, for 15903.
8064	—	Arm Spool Spindle Cone for 8039.
8068	592	Feed Lever Raising Cam Screw Washer for 32-56 Machine.
8238	592	Tension Spring (light) for 32-2 Machine and for 7846, 29229 and 33899.
8399	566	Presser Bar Spring for 32-1 to 32-31, 32-34, 32-36, 32-37, 32-41 to 32-44, 32-46, 32-47, 32-51 to 32-55 and 32-57 to 32-62 Machines.
8505	3412	Arm Spool Bracket (front of arm) Tension Spring Rivet for 15829.
8505	3412	Throat Plate Centre Guide Plate Rivet for 15801.
8734	3401	Needle Bar Frame Pitman Connection Spring for 32-59 Machine.
8879	3401	Arm Spool Pin Washer (cloth) for 32-1, 32-3, 32-5, 32-8, 32-22, 32-24 to 32-29, 32-32, 32-36, 32-37, 32-39, 32-41 to 32-43, 32-45, 32-46, 32-48, 32-49, 32-53, 32-54, 32-56, 32-59 and 32-60 Machines.
8908	3460	Wrench for 1519, 1520 and 1620 (Accessories).
8909	3460	Wrench for 1513, 1514, 1517 and 1518 (Accessories).
9079	542	Driving Attachment Treadle Pitman Rod Clamp with 354c, for 7587 and 27640.
9525	572	Feed Pressure Screw Stud Thumb Nut Washer for 7527, obsolete.
9539	569	Thread Nipper Cap for 9850, obsolete.
9540	569	" " Spring for 9850 and 15771.
9541	592	" " Stud Plug (fibre) for 9850 and 15771.
9804	3401	Needle Bar Frame Pitman Disengaging Lever Spring for 32-60 Machine, obsolete.
9804	3401	Reciprocating Spring Presser Blade Spring for 15811.
9850	569	Thread Nipper complete, Nos. 847F, 848F and 9539 to 9541, obsolete.
10135	3474	Tension Releaser Spring for 33931 and 33959.

NO.	PLATE	NAME
10136	3474	Tension Releaser Spring Hook for 33930 and 33958.....
10141	583	Bobbin Winder Tension Spring for 27308
10141	583	Driving Attachment Bobbin Winder Spool Stand Tension Spring for 27308.....
10236	591	Driving Attachment Driving Friction Pulley Centre Bearing for 16594.....
10309	583	Feed Friction Wheel Retaining Clutch Spring for 32-29, 32-41 to 32-44 and 32-46 Machines.....
10309	583	Tension Releaser Spring for 29229.....
11118	3401	Bed Frame Cushion (leather) for 14006 and 15971.....
11118	3401	Starting Crank Shaft Bracket Cushion (leather) for 14053, obsolete.....
11241	3455	Arm Spool Bracket Spool Pin Washer (cloth) for 32-2, 32-4, 32-6, 32-7, 32-31, 32-38 and 32-44 Machines.....
11241	3455	Arm Spool Bracket (top of arm) Spool Pin Washer (cloth) for 32-58 Machine.....
11241	3455	Bobbin Winder Spool Washer (cloth) for 27308.....
11241	3455	Driving Attachment Bobbin Winder Spool Washer (cloth) for 27308.....
11742	3416	Pitman Washer, for 25288.....
12178	3468	Driving Attachment Driving Arm Friction Plug (wood) for 15083.....
12188	3455	Driving Attachment Oil Cover for 15709
12189	555	“ “ Starting Crank for 15708.....
12189	555	Starting Crank for 32-27 and 32-28 Machines, obsolete.....
12234	563	Starting Crank Shaft for 32-27 and 32-28 Machines, obsolete.....
12242	542	Rock Shaft Hanger with two wood screws 1 in. No. 10 for 2777.....
12248	599	Machine Rest with 27130 and two wood screws 1 in. No. 12, for bench stand (Accessories).....
12250	—	Rock Shaft complete for 7543, 7544 and 33828, Nos. 2763, 2768, 2778, 6337 and two each 2770 and 7539.....
12403	583	Arm Spool Bracket Spool Pin and Thread Eyelet, for 15063.....
12403	583	Arm Spool Bracket (top of arm) Spool Pin and Thread Eyelet for 15063.....

NO.	PLATE	NAME
12403	583	Arm Spool Pin and Thread Eyelet for 32-1, 32-3, 32-5, 32-8, 32-22, 32-24 to 32-29, 32-32, 32-36, 32-37, 32-39, 32-41 to 32-43, 32-45, 32-46, 32-48, 32-49, 32-53, 32-54, 32-56, 32-59 and 32-60 Machines
12424	592	Reciprocating Spring Presser Regulator Crank Roller Cap Screw Washer for 1942.....
12591	583	Pulley (tight) Pin, obsolete.....
13710	3424	Cord Tension Spring for 32-58 Machine..
14006	642	Bed Frame with 14007, 14097, four each 11118, 14010 and five wood screws 1½ in. No. 12, for all machines except 32-53
14007	—	Bed Frame Hinge (back) complete for 14006 and 15971, Nos. 7263, 14008 and 14009.....
14008	3459	Bed Frame Hinge Connection Pin for 14007 and 14097.....
14009	3459	Bed Frame Hinge Plate for 14007 and 14097.....
14010	3459	Bed Frame Hinge Plate Rivet for 14006 and 15971.....
14017	3424	Feed Bell Crank Roller and Screw Stud Nut Washer for 1906.....
14026	3404	Feed (upper) Guide Bar Bracket Pin for 32-45 and 32-49 Machines.....
14026	3404	Presser Foot Hinge Pin for 7696, obsolete
14026	3404	“ “ Pin for 7696, obsolete.....
14031	552	Oscillating Rock Shaft with 4784, for 7596 and 33814.....
14044	573	Pulley (loose) Washer for 32-27 and 32-28 Machines, obsolete.....
14049	554	Shuttle Race Back for 7638, 15631, 15823 and 33947.....
14051	566	Shuttle Race Bracket Adjusting Slide... ..
14053	551	Starting Crank Shaft Bracket with 11118, for 32-27 and 32-28 Machines, obsolete
14054	563	Starting Crank Spring for 32-27 and 32-28 Machines, obsolete.....
Nos. 14055 to 14058 FOR 14122, OBSOLETE		
14055	—	Starting Escapement Crank.....
14056	573	“ “ “ Pawl.....
14057	583	“ “ “ “ Hinge Pin.....
14058	583	Starting Escapement Crank Pawl Spring

NO.	PLATE	NAME
14061	3459	Starting Lever Cushion (rawhide) for 32-27 and 32-28 Machines, obsolete.....
Nos. 14064 TO 14066 FOR 32-27 AND 32-28 MACHINES, OBSOLETE		
14064	555	Starting Rod.....
14065	557	“ “ Collar with 832c and 1517e
14066	566	“ “ Spring.....
14097	—	Bed Frame Hinge (front) complete for 14006 and 15971, Nos. 14008, 14009 and 14098.....
14098	3459	Bed Frame Hinge Connection for 14097..
14098	3459	Machine Hinge Connection (left) for 33888 and 33890.....
14105	3424	Shuttle Race Bracket Adjusting Slide Steady Pin.....
14122	566	Starting Escapement Crank complete for 32-27 and 32-28 Machines, Nos. 14055 to 14058, obsolete.....
14123	583	Arm Cord Eyelet for 32-38 Machine.....
14209	3477	Starting Treadle for 14358, obsolete.....
Nos. 14229 TO 14231 FOR 14232, OBSOLETE		
14229	642	Table Belt Guide Bracket with 448c....
14230	642	“ “ “ Pulley.....
14231	3426	“ “ “ “ Shaft 126928 with 858c.....
14232	642	Table Belt Guide complete for 32-27, 32-28 and 32-53 Machines, Nos. 14229 to 14231 and four wood screws 1¼ in. No. 10 R. H. B., obsolete.....
14272	3449	Needle Bar with 857H, for 32-52 Machine
14357	3477	Treadle Stand for 14358, obsolete.....
14358	3477	Treadle complete for 32-27, 32-28 and 32-53 Machines, Nos. 7585, 14209, 14357 and four wood screws 1¼ in. No. 12, obsolete
14804	—	Needle Clamp Body for 14807 and 14808
14805	583	“ “ Gib for ⅜ in. gauge, for 14807.....
14807	573	Needle Clamp complete for 15998, ⅜ in. gauge, Nos. 196F, 662D, 14804 and 14805
14808	—	Needle Clamp complete for ⅜ in. and ½ in. gauges, Nos. 196F, 7353 and 14804, obsolete.....
14821	556	Feed (upper) Shaft Crank (back) with 453c and 1819, for 32-45 and 32-49 Machines.....

NO.	PLATE	NAME
14832	562	Shuttle Pitman Crank Wheel with 435c and 743c, for 32-32 and 32-48 Machines
14856	571	Oscillating Rock Shaft Crank with 735c, for 7596 and 33814.....
14921	3449	Needle Bar for 15722, 33981 and 33982..
14948	3458	Shuttle, 1¼ in. diam., for 32-61 Machine, Nos. 2996, 15728 and 23007.....
14953	3458	Shuttle Tension Spring for 23007.....
14955	3448	Tension Bracket Thread Eyelet (double) for 29229.....
15063	551	Arm Spool Bracket 2415 with two 12403, for 32-2, 32-4, 32-6, 32-7, 32-31, 32-38 and 32-44 Machines.....
15063	551	Arm Spool Bracket (top of arm) 2415 with two 12403, for 32-58 Machine.....
15072	3424	Bobbin Winder Bobbin Position Pin for 27538 and 27610.....
15072	3424	Driving Attachment Bobbin Winder Bobbing Position Pin for 15077.....
15077	3455	Driving Attachment Bobbin Winder Spindle with 15072, for 16515.....
15078	3455	Driving Attachment Bobbin Winder Spring for 15083.....
15080	3446	Driving Attachment Bracket for 15083...
15081	3446	“ “ Driving Arm with 2928, 7958 and two 15132, for 15083...
15083	—	Driving Attachment Driving Arm complete for 15709, Nos. 32D, 75D, 180F, 427E, 435C, 1508E, 2929, 12178, 15078, 15080, 15081, 16515, 16516 and 27303..
15098	5500	Shuttle Tension Spring for 15727, obsolete
15132	3459	Driving Attachment Driving Arm Brake Rivet for 15081.....
15140	5500	Shuttle Bobbin Case Latch for 15141....
15141	—	“ “ “ Hinge for 15741, 15747, 15751, 23007 and 33942, Nos. 2973, 2974 and 15140.....
15278	3474	Shuttle Tension Spring for 33942.....
Nos. 15501 TO 15505 FOR 32-27 AND 32-28 MACHINES, OBSOLETE		
15501	3404	Presser Foot (left) for 7696.....
15502	3404	“ “ Hinge for 7696.....
15503	551	Starting Lever.....
15504	551	“ “ Bracket.....
15505	555	“ “ Belt Shifter.....
15506	—	No. cancelled, order 15541.

NO.	PLATE	NAME
Nos. 15507 TO 15512 FOR 32-27, 32-28 AND 32-53 MACHINES, OBSOLETE		
15507	562	Stitch Ratchet Wheel Driving Cam with two 435c.....
15508	568	Stitch Ratchet Wheel Driving Pawl.....
15509	568	" " " " " Spring
15510	568	" " " " Retaining Pawl
15511	568	" " " " " " Spring.....
15512	568	Stitch Ratchet Wheel Tripping Stud for 15541, 15965 and 33807.....
15514	568	Stitch Ratchet Wheel Tripping Lever Spring for 32-27, 32-28 and 32-53 Machines, obsolete.....
15515	580	Thread Cutter (right) for 33810, obsolete
15516	580	" " (left) for 33810, obsolete
15517	551	Arm Shaft (upright) for 32-1 to 32-9, 32-24 to 32-28, 32-31, 32-36 to 32-39, 32-45, 32-49, 32-53, 32-54, 32-56 and 32-58 to 32-60 Machines.....
15518	595	Reaction Spring for Automatic Stop for 32-27 and 32-28 Machines, obsolete....
15519	561	Needle Bar Frame Cam for 15575, obsolete
15520	562	" " " " " 15574.....
15521	561	Feed Friction Wheel complete for 32-29, 32-41 to 32-44 and 32-46 Machines, Nos. 7475 to 7477.....
15522	598	Needle Bar Frame Cam for 15578, obsolete
15523	573	Feed Friction Wheel Retaining Clutch with 7483, for 32-29, 32-41 to 32-44 and 32-46 Machines.....
15524	577	Presser Foot for 7272 and 15746, for 32-36 Machine, obsolete.....
15525	595	Needle Bar Frame with 620c, for 32-43 Machine.....
15526	557	Needle Bar Frame Pitman for 32-43 Machine and for Fastening Device, for making a line of plain stitches around outside of eyelet, for 32-29, 32-41 and 32-42 Machines.....
15527	586	Needle Bar Frame Regulator Adjusting Screw Sleeve Bushing for 32-43 Machine and for Fastening Device, for making a line of plain stitches around outside of eyelet, for 32-29, 32-41 and 32-42 Machines.....

NO.	PLATE	NAME
15528	557	Needle Bar Frame Pitman Regulating Lever for Fastening Device, for making a line of plain stitches around outside of eyelet, for 32-29, 32-41 and 32-42 Machines.....
15529	586	Needle Bar Frame Stop Washer (eccentric) for 32-43 Machine.....
15530	557	Needle Bar Frame Pressure Spring for 32-43 Machine.....
15530	557	Needle Bar Frame Spring for Fastening Device, for making a line of plain stitches around outside of eyelet, for 32-29, 32-41 and 32-42 Machines.....
15531	3401	Needle Clamp with 196f and 662d, for 33813.....
15532	566	Guide for 15539, obsolete.....
15533	566	" Arm for 15539, obsolete.....
15534	566	Edge Folder for 15538, obsolete.....
15535	566	" " Shank for 15538, obsolete....
15536	566	Presser Foot for 7271 and 15786, for 15538, obsolete.....
15537	573	Needle Bar Gib for 15721, 33812 and 33813
15538	—	Edge Folder on Shank complete for 1½ in. fold, for 15536, for 32-37 Machine, Nos. 15534, 15535 and two 207f, obsolete....
15539	—	Guide complete for 7301 and 7302, for 32-37 Machine, Nos. 284d, 15532 and 15533, obsolete.....
15540	562	Needle Bar Frame Cam Cover for 32-18, 32-21 and 32-30 Machines.....
15541	568	Stitch Ratchet Wheel with 2269 and 15512, for 18 stitches, for 32-27, 32-28 and 32-53 Machines, obsolete.....
15542	3421	Throat Plate for 15652, for 32-1 Machine, obsolete.....
15543	557	Needle Bar Frame Pitman Stop for 33913
Nos. 15544 TO 15547 FOR 32-22 MACHINE, OBSOLETE		
15544	—	Needle Bar Frame Cam complete for 5 stitches, Nos. 180f, 7688 and 7690.....
15545	—	Needle Bar Frame Cam complete for 6 stitches, Nos. 180f, 7360 and 7441.....
15546	—	Needle Bar Frame Cam complete for 7 stitches, Nos. 180f, 7689 and 7691.....
15547	—	Needle Bar Frame Cam complete for 10 stitches, Nos. 180f, 7365 and 7442.....

NO.	PLATE	NAME
*15548	—	Arm with 122d, 283d and 7257, for 32-2 and 32-44 Machines.....
*15549	—	Arm with 122d, 283d and 7257, for 32-4, 32-6, 32-7 and 32-31 Machines.....
*15550	—	Arm with 122d, 283d and 7670, for 32-9, 32-10, 32-12 to 32-16, 32-19, 32-20, 32-23, 32-34, 32-47, 32-51 and 32-55 Machines and obsolete for 32-57 Machine.....
*15551	—	Arm with 122d, 283d and 7670, for 32-11, 32-17, 32-61 and 32-62 Machines.....
*15552	—	Arm for 32-27 Machine, obsolete.....
*15553	—	" " 32-28 Machine, obsolete.....
*15554	—	" with 122d, 283d and 7257, for 32-38 Machine.....
*15555	—	Arm with 122d, 283d and 7257, for 32-43 Machine.....
*15556	—	Arm with 122d, 283d and 15649, for 32-45 and 32-49 Machines.....
*15557	—	Bed for 32-27 and 32-28 Machines, obsolete.....
*15558	—	Bed for 32-45 and 32-49 Machines.....
15559	3443	Presser Foot for 15621, for 32-45 and 32-49 Machines and 35785.....
Nos. 15560 TO 15564 FOR 32-45 AND 32-49 MACHINES		
15560	556	Feed (upper) Bar.....
15561	556	" " Cam with two 448c.....
15562	593	" " Dog (32-45 only).....
15563	556	" (lower and upper) Rock Shaft.....
15564	556	" (upper) Shaft Crank (front) with 1819.....
*15565	—	Arm Side Plate for 7501, 15920 and 33805
15566	556	Feed (upper) Lifting Bar for 32-45 Machine
Nos. 15567 TO 15569 FOR 32-45 AND 32-49 MACHINES		
15567	556	Feed (upper) Guide Bar.....
15568	583	" " " " Bracket, with 175d.....
15569	556	Feed (upper) Guide Bar Lifting Bell Crank
15570	556	Guide Bar Lifting Bracket for 32-45 Machine, obsolete.....
15571	583	Feed (upper) Bar Hinge Pin for 32-45 and 32-49 Machines.....
15573	3401	Thread Eyelet for 32-45 and 32-49 Machines.....

NO.	PLATE	NAME
15574	—	Needle Bar Frame Cam complete for 32-31 Machine, Nos. 180f, 7360 and 15520...
15575	—	Needle Bar Frame Cam complete for 32-34 Machine, Nos. 180f, 7360 and 15519, obsolete.....
15576	594	Arm Shaft (horizontal) for 32-27 and 32-28 Machines, obsolete.....
15577	583	Needle Clamp Thread Eyelet for 15722...
15577	583	" " " Guide for 33812...
15578	—	Needle Bar Frame Cam complete for 32-28 Machine, Nos. 180f, 7360 and 15522, obsolete.....
15579	574	Feed Ring for 32-41 and 32-42 Machines..
15580	557	Needle Bar Frame Pitman (adjustable) complete for 32-29, 32-41, 32-42, 32-44 and 32-46 Machines, Nos. 15581, 15582 and two 203f.....
15581	557	Needle Bar Frame Pitman Connection (hinge stud end) for 15580.....
15582	557	Needle Bar Frame Pitman Connection (regulator end) for 15580.....
15583	574	Presser Foot for 15579, for 32-41 Machine
15584	574	Throat Plate for 15597, 15598 and 15635
15585	574	" " Spur for 15597.....
15586	574	Presser Foot for 15579 and 33837, for 32-42 Machine, obsolete.....
15587	574	Throat Plate Spur for 15598.....
15588	583	Needle Bar Yielding Presser Pin for 7650
15588	583	" Stop Pin for 7282 and 7652.....
15589	595	" Bar Frame with 620c, for 32-45 and 32-49 Machines.....
15590	562	Shuttle Pitman Crank Wheel and Feed Cam with 435c and 743c, for 32-29, 32-41 to 32-44 and 32-46 Machines.....
15591	557	Needle Bar Frame Cam Gear Cover for 15592.....
15592	—	Needle Bar Frame Cam Gear Cover complete for 33913, Nos. 15591 and two 15593.....
15593	574	Needle Bar Frame Cam Gear Cover Stud for 15592 and 15665.....
15594	557	Needle Bar Frame Pitman Regulating Lever for 32-43 Machine.....
15595	594	Feed (upper) Shaft for 32-45 and 32-49 Machines.....

NO.	PLATE	NAME
15596	593	Throat Plate for Nos. 7 and 8 needles (needle slot only) for 32-1 Machine, obsolete.
15597	—	Throat Plate complete for 15579, for 32-41 Machine, Nos. 590b, 15584 and 15585.
15598	—	Throat Plate complete for 15579, for 32-42 Machine, Nos. 590b, 15584 and 15587, obsolete.
15599	3450	Feed Cam, 60 teeth, for 32-10 Machine, obsolete.
15600	3450	Feed Cam Gear, 60 teeth, for 32-11, 32-61 and 32-62 Machines.
15601	3450	Feed Cam Gear, 60 teeth, for 32-12 Machine, obsolete.
15602	3450	Feed Cam Gear, 60 teeth, for 32-13 to 32-16 Machines.
15603	3450	Feed Cam Gear, 60 teeth, for 32-17, 32-34, 32-47 and 32-57 Machines.
15604	3450	Feed Cam Gear, 60 teeth, for 32-18 Machine.
15605	3450	Feed Cam Gear, 60 teeth, for 32-19 Machine, obsolete.
15606	3451	Feed Cam Gear, 60 teeth, for 32-20 Machine, obsolete.
15607	3451	Feed Cam Gear, 60 teeth, for 32-21 Machine, obsolete.
Nos. 15608 to 15611 FOR 32-22 MACHINE, OBSOLETE		
15608	3451	Feed Cam Gear, 60 teeth, for 5 stitches.
15609	3451	" " " " " " 6 "
15610	3451	" " " " " " 7 "
15611	3451	" " " " " " 10 "
15612	3451	" " " " " " 32-23 Machine, obsolete.
15613	3451	Feed Cam Gear, 60 teeth, for 32-30 Machine.
15616	596	Guide Spring for 15659.
15620	562	Needle Bar Frame Cam for 33815.
15621	593	Feed (lower) Dog for 32-45 and 32-49 Machines and 35785.
15622	593	Throat Plate, large needle hole, for 15621.
15623	592	Tension Thread Guard for 32-39, 32-45, 32-49 and 32-56 Machines.
Nos. 15624 to 15637 FOR 32-46 MACHINE		
15624	592	Feed Ring.
15625	592	Presser Foot for 15624.

NO.	PLATE	NAME
15626	3458	Shuttle, 1 $\frac{1}{4}$ in. diam., Nos. 2996, 15629 and 15747.
15628	3402	Shuttle Bobbin Case Thread Guide with two 2080, for 15747.
15629	592	Shuttle Body for 15626.
*15630	—	" Driver for 15637 and 33838.
15631	557	Shuttle Race complete, Nos. 648b, 2533, 7326, 14049, 15632, 15633 and two each 391a, 662b and 2532.
15632	—	Shuttle Race Body for 15631.
15633	557	" Bobbin Case Position Plate for 15631.
15634	3401	Thread Pull-off for 15637 and 33838.
15635	—	Throat Plate for 15624, Nos. 590b, 15584 and 15636.
15636	592	Throat Plate Spur for 15635.
*15637	—	Shuttle Driver 15630 with 15634 and two 404b, for 33814.
15638	591	Needle Bar Frame Driving Cam Connecting Link Slide for 32-52 Machine.
15639	591	Needle Bar Frame Driving Ratchet Wheel (18 teeth) for 33815.
15640	591	Needle Bar Frame Driving Ratchet Wheel Shifter with 1963, for 32-52 Machine.
15641	591	Needle Bar Frame Driving Ratchet Wheel Stop for 32-52 Machine.
15642	599	Lifting Lever for 15650, 15651, 15983, 33834 and 33881.
15648	3418	Cutting Punch (hand) for $\frac{1}{8}$ in. eyelet, for 32-29, 32-41 to 32-44 and 32-46 Machines.
Nos. 15649 to 15651 FOR 32-45 AND 32-49 MACHINES		
*15649	—	Arm Side Plate for 15556.
15650	—	Knee Lifter complete (power table) Nos. 802b, 2777, 15642 and 15773.
15651	—	Knee Lifter complete (Stand No. 25288) Nos. 802b, 15642, 15773 and 33860.
15652	3421	Feed Dog for 32-1 Machine, obsolete.
15653	3407	" " " 32-26 Machine, 35745 and 35779.
15654	3407	Presser Foot for 15653, 23008 and 35779.
15655	3436	Throat Plate, large needle hole, for 15653, for 32-26 Machine and 35745.

NO.	PLATE	NAME
15656	3407	Throat Plate, small needle hole, for 15653, for 32-26 Machine and 35745.....
15657	3407	Feed Dog, for harness saddle pads, for 32-1 Machine.....
15658	3407	Throat Plate for 15657.....
15659	—	Guide complete for 32-45 and 32-49 Machines, Nos. 219F, 15616 and 15660....
15660	596	Guide Body for 15659.....
15663	3403	Presser Foot (double toe) long shank, large needle hole, for 7465, for 32-24 Machine, obsolete.....
15664	596	Needle Bar Frame Cam Gear Cover for 15665, obsolete.....
15665	—	Needle Bar Frame Cam Gear Cover complete for 32-41, 32-42 and 32-46 Machines, Nos. 15664 and two 15593, obsolete.....
15666	3402	Shuttle Tension Spring for 15741, obsolete
15668	—	Shuttle, 1½ in. diam., for 32-4 and 32-6 Machines, Nos. 2996, 7315 and 15667, obsolete.....
15669	3403	Presser Foot (single toe) long shank, large needle hole, for 7444, for 32-24 Machine, obsolete.....
Nos. 15670 to 15672 FOR 32-48 MACHINE		
*15670	—	Arm with 122d, 283d and 7257.....
15671	594	" Shaft (horizontal).....
*15672	—	Bed.....
15673	596	Carpet Guide (left) for 7527 and 15675...
Nos. 15674 to 15678 FOR 32-48 MACHINE		
15674	596	Carpet Guide Plate for 15675 and 15745...
15675	—	Carpet Guide complete for Brussels carpet, Nos. 175F, 7507, 7508, 7528, 15673, 15674, two each 389F, 401E and three 207F.....
15676	3400	Feed Eccentric with two 448c.....
15677	3400	" " Collar with two 448c.....
15678	3400	" " Connection with 1012E...
Nos. 15679 to 15692 FOR 15752		
15679	3400	Feed Ratchet Pawl with 2974.....
15680	3400	" " Spring.....
15681	3400	" " Retaining Pawl with 2974..
15682	3400	" " " " Spring.....
15683	3400	" " Wheel.....

NO.	PLATE	NAME
15684	3400	Feed Regulator with 2974.....
15685	3400	" " Adjusting Screw Sleeve..
15686	3400	" Wheel.....
15687	595	" " Shaft.....
15688	3400	" " " Collar.....
15689	596	" " " Frame with 2974.....
15690	596	" " " " Bracket with 462c, obsolete.....
15691	3400	Feed Wheel Shaft Frame Connection....
15692	596	" " " " Hinge Pin.....
15693	595	Presser Bar for 32-48 Machine.....
15694	3405	" Foot Bracket for 15697, 15712, 15793 and 15821.....
15695	3405	Presser Foot (right) with 7311, for 15697..
15696	3405	" " (left) with 7311, for 15697..
15697	3454	Presser Foot (compensating) complete for 15657, for harness saddle pads, Nos. 106d, 220v, 7309, 7310 and 15694 to 15696..
15698	3403	Feed (upper) Dog for 32-49 Machine and 35785.....
15699	595	Feed (upper) Lifting Bar for 32-49 Machine.....
15700	597	Feed (upper) Guide Bar Lifting Bracket with 646c, for 32-45 and 32-49 Machines
15700	597	Presser Bar Lifter Lifting Bracket with 646c, for 32-45 and 32-49 Machines....
15701	3401	Needle Bar Connecting Link with 1012E, for 32-49 Machine.....
15702	3401	Tension Releaser for 32-45 and 32-49 Machines.....
15703	597	Thread Take-up Cam with 448c, for 32-49 Machine.....
15704	597	Thread Take-up Lever with 1822, for 33851.....
15705	597	Driving Attachment Bracket Packing for 15709.....
15706	594	Driving Attachment Driving Arm Pitman for 15709.....
15707	596	Driving Attachment Starting Crank Shaft Bracket for 15708.....
15708	—	Driving Attachment Starting Crank Shaft Bracket complete for 15709, Nos. 2931, 2932, 12189, 15707 and two 2022.....
15709	—	Driving Attachment complete, Nos. 397d, 692d, 2933, 12188, 15083, 15705, 15706, 15708, 16592, 16594, 27070, 27308, 126210, two 65d and four 138E.....

NO.	PLATE	NAME
15710	3405	Presser Foot (right) with 7311, for 15712
15711	3405	" " (left) with 7311, for 15712..
15712	3454	Presser Foot (compensating) complete for 7465, Nos. 106D, 220D, 7309, 7310, 15694, 15710 and 15711.....
15713	594	Rock Shaft Knee Arm for 15714.....
15714	—	Rock Shaft Knee Arm complete for 15715 and 33878, Nos. 2766, 2767 and 15713..
15715	—	Rock Shaft complete for 15981 to 15983 and 33829, Nos. 2763, 2778, 6337, 15714 and two each 2770 and 7539.....
Nos. 15716 TO 15720 FOR 32-26 MACHINE		
15716	3408	Feed Dog for suspender ends.....
15717	3408	Presser Foot Body for 15718.....
15718	3408	Presser Foot complete for suspender ends, for 15716, Nos. 7634 to 7636 and 15717
15719	3408	Throat Plate for 15720.....
15720	3408	Throat Plate complete for suspender ends, for 15716, Nos. 7630, 7631, 15719 and two each 217D and 2532.....
15721	—	Needle Bar complete for 32-1, 32-3, 32-5, 32-8, 32-22, 32-24 to 32-26, 32-29, 32-36, 32-37, 32-39, 32-41 to 32-43, 32-45, 32-46, 32-48, 32-49, 32-51, 32-54 to 32-57 and 32-59 to 32-62 Machines, Nos. 6655, 7287, 7288, 7652 and 15537.....
15722	—	Needle Bar complete, for $\frac{3}{8}$ in. to $\frac{11}{16}$ in. gauges, for 32-2, 32-4, 32-6, 32-7 and 32-31 Machines, Nos. 337D, 2273, 14921, 15723 and 33983.....
15723	3416	Needle Clamp with two 857B, for $\frac{3}{8}$ in. to $\frac{11}{16}$ in. gauges, for 15722.....
15724	3403	Feed (upper) Dog for carpet serging, for 32-45 Machine.....
15725	597	Guide for carpet serging, for 32-45 Machine
15726	3403	Presser Foot for carpet serging, for 15621, for 32-45 Machine.....
15728	5500	Shuttle Body for 14948, 15729 and 15742
15729	5500	Shuttle, $1\frac{1}{16}$ in. diam., for 32-1 to 32-32, 32-34, 32-36 to 32-39, 32-41 to 32-45, 32-47, 32-48, 32-51 to 32-53, 32-55, 32-57 to 32-60 and 32-62 Machines, Nos. 2996, 15728 and 33942.....
*15730	—	Shuttle Driver for 7596 and 15731.....
15731	5500	" " 15730 with two 462C, for all machines except 32-46.....

NO.	PLATE	NAME
15732	599	Drip Pan for 32-1 to 32-9, 32-11, 32-17, 32-20, 32-24 to 32-26, 32-29, 32-31, 32-34, 32-36 to 32-39, 32-41 to 32-44 and 32-46 to 32-48 Machines, on Stand No. 25241, obsolete.....
15733	600	Rock Shaft Lifting Bracket Hook for 15734, obsolete.....
15734	600	Rock Shaft complete for 32-1 to 32-9, 32-11, 32-17, 32-20, 32-24 to 32-26, 32-29, 32-31, 32-34, 32-36 to 32-39, 32-41 to 32-44 and 32-46 to 32-48 Machines on Stand No. 25241, Nos. 6337, 7539, 15733, 20091 to 20093, 20095 and two 2770, obsolete.....
15735	600	Drip Pan for 32-10, 32-12, 32-16, 32-18, 32-19, 32-21 to 32-23, 32-30 and 32-51 Machines on Stand No. 25241, obsolete
15736	3409	Feed Dog for 32-25 Machine.....
15737	3409	Throat Plate, large needle hole, for 15736
15738	—	" " small needle hole, for 15736
15739	3409	Presser Foot for 15736.....
15740	3404	Feed Dog, 11 teeth (12 teeth to the inch) for 32-1 Machine.....
15741	3402	Shuttle Bobbin Case complete for 15742, Nos. 591F, 592E, 2523, 2975, 7553, 15141 and 15666, obsolete.....
15742	3402	Shuttle, $1\frac{1}{16}$ in. diam., for 32-3 to 32-6 Machines, Nos. 2996, 15728 and 15741, obsolete.....
15743	596	Carpet Guide (left) for 15745.....
15744	596	" " (right) for 15745.....
15745	—	Carpet Guide complete for ingrain carpet, for 32-48 Machine, Nos. 175F, 7508, 7528, 15674, 15743, 15744, two each 389F, 401E and three 207F.....
15746	3404	Feed Dog (7272, spiked teeth) for 32-1 and 32-36 Machines.....
15747	3402	Shuttle Bobbin Case complete for 15626, Nos. 591F, 592E, 2523, 2975, 7330, 7553, 15141 and 15628.....
Nos. 15748 TO 15751, OBSOLETE		
15748	595	Stitch Ratchet Wheel Tripping Lever for 15750.....
15749	3401	Stitch Ratchet Wheel Tripping Lever Wearing Block for 15750.....

NO.	PLATE	NAME
15750	—	Stitch Ratchet Wheel Tripping Lever complete for 32-27, 32-28 and 32-53 Machines, Nos. 15748, 15749 and two 185H.....
15751	3402	Shuttle Bobbin Case complete for 7551, Nos. 591F, 592E, 2523, 2975, 7330, 7553 and 15141.....
15752	—	Feed Wheel complete for 32-48 Machine, Nos. 428c, 986c, 1538d, 6312, 15679 to 15689, 15691, 15692, 33992, two 33d and three 7958.....
15753	3403	Feed Ring, for leather work, for 32-29 Machine, obsolete.....
15754	3403	Presser Foot for 15753, obsolete.....
15755	3403	Throat Plate Spur (diam. $\frac{3}{8}$ in., height $\frac{3}{16}$ in.) for 15756.....
15756	—	Throat Plate complete (spur diam. $\frac{5}{8}$ in., height $\frac{3}{8}$ in.) for 7487, for 32-29, 32-43 and 32-44 Machines, Nos. 590d, 7607 and 15755.....
15757	3431	Feed Bell Crank with 1906 and 7278, for 32-10 to 32-23, 32-30, 32-34, 32-47, 32-51, 32-52, 32-55, 32-57, 32-61 and 32-62 Machines.....
15758	3401	Needle Bar Connecting Link with 1012E, for 32-27, 32-28, 32-30 and 32-54 Machines.....
15759	598	Feed Cam Gear, 60 teeth, for 32-52 Machine.....
15760	3410	Feed Dog for 32-38 Machine, obsolete....
15761	—	Throat Plate, large needle hole, for 15760 and 33907, obsolete.....
15762	3410	Throat Plate, small needle hole, for 15760 and 33907, obsolete.....
15763	598	Feed Cam Gear, 60 teeth, for 32-51 Machine, obsolete.....
15764	3410	Feed Dog for 32-51 and 32-55 Machines..
15765	598	Needle Bar Frame Cam for 15766, obsolete
15766	—	Needle Bar Frame Cam complete for 32-51 Machine, Nos. 180F, 7369 and 15765, obsolete.....
15767	595	Needle Bar Frame Pitman Connection (hinge stud end) for 15768.....
15768	595	Needle Bar Frame Pitman (adjustable) complete for 32-51, 32-53, 32-55, 32-57 and 32-62 Machines, Nos. 15767, 15787 and two 203F.....

NO.	PLATE	NAME
15769	3406	Presser Foot for 15764.....
15770	3401	Thread Nipper Cap for 15771.....
15771	3401	Thread Nipper complete for 32-9 to 32-21, 32-23, 32-30, 32-34, 32-47, 32-51, 32-52, 32-55, 32-57, 32-61 and 32-62 Machines, Nos. 848F, 1089F, 9540, 9541 and 15770.....
15772	3410	Throat Plate for 15764.....
15773	3431	Lifting Lever Spring for 7533, 7534, 7543, 7544, 15650, 15651, 15981 to 15983, 33827 to 33829, 33831 to 33834, 33879 to 33882.....
15774	597	Feed Regulator with 7278, for 32-39 Machine, obsolete.....
15774	597	Feed (lower) Regulator with 7278, for 32-45 and 32-49 Machines.....
15775	596	Face Plate for 32-54 Machine, obsolete....
15776	3411	Feed Dog for 32-54 Machine, obsolete....
15777	3401	Needle Bar Connecting Stud with 454c, for 32-30 and 32-54 Machines.....
15778	598	Needle Bar Frame Cam and Bevel Gear for 32-54 Machine, obsolete.....
15779	3411	Presser Foot for 32-54 Machine, obsolete..
15780	3411	Throat Plate, large needle hole, for 15776, for 32-54 Machine, obsolete.....
15781	—	Throat Plate, small needle hole, for 15776, for 32-54 Machine, obsolete.....
15782	3406	Presser Foot, for soutache braid and chenille cording, for 15764, for 32-51 Machine, obsolete.....
15783	3423	Arm Shaft (upright) Lower Bearing Oil Tube.....
15784	598	Feed Cam and Gear (solid) 60 teeth, for 32-55 Machine.....
15785	598	Needle Bar Frame Cam for 33818.....
15786	3404	Feed Dog (7271, spiked teeth) for 32-1, 32-8, 32-22, 32-31 and 32-37 Machines..
15787	595	Needle Bar Frame Pitman Connection (regulator end) for 15768 and 15910....
Nos. 15788 TO 15790 FOR 32-54 MACHINE, OBSOLETE		
15788	3411	Feed Dog.....
15789	3411	Throat Plate, large needle hole, for 15788
15790	—	“ “ small needle hole, for 15788
15791	3405	Presser Foot (left) with 7311, for 15793..
15792	3405	“ “ (right) with 7311, for 15793

NO.	PLATE	NAME
15793	3454	Presser Foot (compensating) complete for 7269, 7271 and 15786, for joining two strips of leather, for 32-1 Machine, Nos. 106d, 220r, 7309, 7310, 15694, 15791 and 15792.....
15794	3409	Throat Plate with ridge guide for joining two strips of leather, for 7269, for 32-1 Machine.....
15795	3408	Throat Plate, large needle hole, for general work, for 23008.....
15796	—	Throat Plate, small needle hole, for general work, for 23008.....

Nos. 15797 to 15803 FOR 32-57 MACHINE

15797	3412	Feed Dog.....
15798	3412	Presser Foot for 15797.....
15799	3412	Throat Plate for 15797, for general work..
15800	3412	" " Centre Guide for 15801.....
15801	3412	" " " " Plate with 15800 and two 8505, for 15803.....
15802	3412	Throat Plate Centre Guide Stud for 15803
15803	3412	" " with 15802, for 15797.....

Nos. 15804 to 15812 FOR 32-56 MACHINE

*15804	—	Bed.....
15805	597	Feed Rock Shaft.....
15806	595	Reciprocating Spring Presser Blade for 15811.....
15807	597	Reciprocating Spring Presser Rock Shaft
15808	597	" " " " " "
		Connection.....
15809	594	Reciprocating Spring Presser Shaft.....
15810	594	" " " " Bracket (front).....
15811	—	Reciprocating Spring Presser Shaft Crank (front) complete, Nos. 1099d, 9804, 15806, 20245, 20246, 20252 and two 233r
15812	595	Feed Bar.....
15813	3413	" Dog for 32-56 Machine and 35742..

Nos. 15814 to 15818 FOR 32-56 MACHINE

15814	594	Feed Lever for 7275, obsolete.....
15815	597	" Regulator with 7278.....
15816	3401	" " Cap.....
15817	3413	Throat Plate, large needle hole, for 15813
15818	—	" " small needle hole, for 15813

NO. PLATE NAME

Nos. 15819 to 15821 FOR 32-57 MACHINE

15819	3405	Presser Foot (left) with 7311, for 15821...
15820	3405	" " (right) with 7311, for 15821
15821	—	Presser Foot (compensating) complete for 15797, Nos. 106d, 220d, 7309, 7310, 15694, 15819 and 15820.....
15822	3413	Feed Dog (four rows of spiked teeth) for 32-9 to 32-21, 32-23, 32-30 and 32-34 Machines, obsolete.....
15823	3416	Shuttle Race complete for 15825, for 32-9 to 32-21, 32-23, 32-30 and 32-34 Machines, Nos. 648d, 2533, 7639, 14049, 15824 and two each 335d and 2532, obsolete.....
15824	3416	Shuttle Race Cap for 15823, obsolete....
15825	3413	Throat Plate for 15822, for 32-9 to 32-21, 32-23, 32-30 and 32-34 Machines, obsolete.....
15826	—	Presser Foot Plate for 15827.....
15827	3406	Presser Foot (hinged) complete for 7390, for 32-52 Machine, Nos. 7400, 7401 and 15826.....

Nos. 15828 to 15841 FOR 32-58 MACHINE

15828	3417	Arm Spool Bracket (front of arm) Tension Spring for 15829.....
15829	—	Arm Spool Bracket (front of arm) complete, Nos. 1052d, 1560c, 15828, 15880 and two 8505.....
15830	3417	Cord Carrier with 460c.....
15831	3417	" " Bell Crank with 1877.....
15832	3417	" " Bushing (eccentric) with 460c.....
15833	3417	Cord Carrier Collar with two 460c.....
15834	3417	" " Finger.....
15835	3417	" " Pitman with 7320 and two 196d.....
15836	3417	Cord Eyelet (lower).....
15837	3417	" " (upper).....
15838	3417	" Take-up.....
15839	3417	" " Eyelet (double).....
15840	3417	" " " Bracket.....
15841	3421	Feed Dog.....

NO.	PLATE	NAME
Nos. 15842 to 15844 FOR 15846		
*15842	—	Needle Bar (left hand).....
*15843	—	“ “ (right hand).....
15844	3422	“ “ “ “ Spring.....
15845	3422	“ “ “ “ Stop Stud for 15848.....
Nos. 15846 to 15868 FOR 32-58 MACHINE		
15846	3426	Needle Bar complete, Nos. 226j, 889d, 15842 to 15844 and two 230f.....
15847	3422	Needle Bar Connecting Stud.....
15848	3418	“ “ Frame with 240d, 620c and 15845.....
15849	3418	Needle Bar Frame Cam for 33820.....
15850	3418	“ “ “ “ Bevel Gear for 33820, obsolete.....
15851	3418	Needle Bar Frame Cam Cover.....
15852	3419	“ “ “ “ (intermediate) for Ornamental Stitch No. 31.....
15853	3419	Needle Bar Frame Cam (intermediate) for Ornamental Stitch No. 29.....
15854	3422	Needle Bar Frame Cam (intermediate) Driver.....
15855	3422	Needle Bar Frame Cam (intermediate) Driver Arm.....
15856	3422	Needle Bar Frame Cam (intermediate) Driver Arm Washer.....
15857	3422	Needle Bar Frame Cam (intermediate) Driver Spring.....
15858	3422	Needle Bar Frame Cam (intermediate) Friction Spring.....
15859	3422	Needle Bar Frame Cam (intermediate) Stud.....
15860	3422	Needle Bar Frame Connection for 15861
15861	—	Needle Bar Frame Connection complete, Nos. 15860, 15862 and two 193f.....
15862	3422	Needle Bar Frame Connection Slide with 1819, for 15861.....
15863	3418	Needle Bar Frame Connection Slide Bracket with 435c.....
15864	3418	Needle Bar Frame Connection Slide Cap
15865	3423	“ “ “ “ Regulator with 1820, for 32-58 Machine, obsolete.....
15866	3423	Needle Bar Frame Regulator Pitman.....
15867	3423	“ “ “ “ Shaft for 15865, obsolete.....

NO.	PLATE	NAME
15868	3422	Needle Bar Guide with 453c.....
Nos. 15869 to 15876 FOR 15877		
15869	3424	Presser Foot (left).....
15870	3424	“ “ (right).....
15871	3424	“ “ Bracket.....
15872	3424	“ “ Guide (left).....
15873	3424	“ “ “ (right).....
15874	3424	“ “ Shank (left).....
15875	3424	“ “ “ (right).....
15876	3424	“ “ “ Cap with 2113.....
15877	—	Presser Foot (hinged) complete for 15841, Nos. 190d, 287d, 3146, 15869 to 15876, 22167 and two 7807.....
15878	3421	Throat Plate for 15841.....
*15879	—	Arm with 122d, 283d and 7257, for 32-58 Machine.....
15880	3418	Arm Spool Bracket (front of arm) for 15829.....
15881	3425	Throat Plate with ridge guide for joining two strips of leather, for 7271 and 15786, for 32-1 Machine.....
Nos. 15882 to 15885 FOR 32-58 MACHINE		
15882	3419	Needle Bar Frame Cam (intermediate) for Ornamental Stitch No. 30.....
15883	3420	Needle Bar Frame Cam (intermediate) for Ornamental Stitch No. 32.....
15884	3420	Needle Bar Frame Cam (intermediate) for Ornamental Stitch No. 33.....
15885	3420	Needle Bar Frame Cam (intermediate) for Ornamental Stitch No. 34.....
15886	3440	Feed Dog for 35749.....
15887	3425	Throat Plate, large needle hole, for 15976
15888	—	“ “ small needle hole, for 15976
Nos. 15889 to 15897 FOR 32-60 MACHINE, OBSOLETE		
*15889	—	Arm with 122d, 283d and 7257.....
15890	3426	Needle Bar Frame Pitman.....
15891	3427	“ “ “ “ Disengaging Lever.....
15892	3427	Needle Bar Frame Pitman Disengaging Lever Connection.....
15893	3427	Needle Bar Frame Pitman Disengaging Lever Connection Hinge Stud.....
15894	3427	Needle Bar Frame Pitman Disengaging Lever Link.....

NO.	PLATE	NAME
15895	3427	Needle Bar Frame Pitman Lock Spring for 15896.....
15896	3427	Needle Bar Frame Regulator with 226b, 1877 and 15895.....
15897	3427	Needle Bar Frame Regulator Adjusting Screw Stud Sleeve.....
15898	3427	Roller Presser complete, 1¼ in. coarse roller, for 32-59 and 32-60 Machines, Nos. 176F, 440F, 1549r, 1886, 2205, 2206, 7554, two 316F and three 1547J.....
15899	3426	Starting Crank Spring for 32-53 Machine, obsolete.....

Nos. 15900 TO 15919 FOR 32-61 MACHINE

15901	3426	Arm Spool Spindle for cord, for 15903....
15902	3426	" " " Bracket with 460c, for 15903.....
15903	—	Arm Spool Spindle Bracket complete, Nos. 15901, 15902 and four 8039.....
15905	3426	Face Plate.....
15906	3428	Feed Dog for general work.....
15907	3428	" " " overedging scallops.....
15908	3426	" Regulator with 233J and 7278.....
15909	3426	Needle Bar Frame Pitman Connection (hinge stud end) for 15910.....
15910	3426	Needle Bar Frame Pitman (adjustable) complete, Nos. 15787, 15909 and two 203F.....
15911	3416	Needle Bar Frame Regulator with 1877..
15912	3406	Presser Foot for 15906, for top and edge cording.....
15913	3406	Presser Foot for 15907, for overedging scallops.....
15914	3406	Presser Foot for 15906, for stitching into the cord.....
15915	3406	Presser Foot with cord guide and groove, for chenille, for 15906.....
15916	3406	Presser Foot with cord tube for laying cord in curves on lace, for 15906.....
15917	3428	Throat Plate for 15906, grooved for guiding the cord on the bottom of the material.....
15918	3428	Throat Plate with 240b and 15919, for cording top and bottom of scallops....
15919	3428	Throat Plate Cord Guide for cording top and bottom of scallops, for 15918.....

NO.	PLATE	NAME
*15920	—	Arm with 233b and 15565, for 32-27 and 32-53 Machines, obsolete.....
15921	3429	Arm Shaft (horizontal) for 32-27, 32-28 and 32-53 Machines, obsolete.....
*15922	—	Bed for 32-53 Machine, obsolete.....
15923	3429	Belt Shifter for 15967 and 33915.....
15924	3430	Needle Bar Frame Regulator with 1820, for 32-53 Machine, obsolete.....
15925	3430	Presser Bar Lifting Bell Crank for 32-27, 32-28 and 32-53 Machines, obsolete....
Nos. 15926 TO 15964 FOR 32-53 MACHINE, OBSOLETE		
15926	3429	Smocking Blade with 15928 and two 198b
15927	3431	" " Base Plate with 15929 and 15930.....
15928	3430	Smocking Blade Cap for 15926.....
15929	3430	" " Guide Stud (back) for 15927.....
15930	3430	Smocking Blade Guide Stud (front) for 15927.....
15931	3430	Smocking Blade Lever with 922b.....
15932	3430	" " Spring.....
15933	3432	" Clamping Blade (lower) with 15939 and two 15943.....
15934	3431	Smocking Clamping Blade (upper) with two 15936.....
15935	3430	Smocking Clamping Blade (upper) Arm with 1019c.....
15936	3430	Smocking Clamping Blade (upper) Bushing for 15934.....
15937	3430	Smocking Clamping Blade (upper) Position Pin.....
15938	3431	Smocking Clamping Blade (upper) Position Pin Clamp.....
15939	3430	Smocking Clamping Blade (upper) Regulating Thumb Screw Bushing for 15933
15940	3430	Smocking Clamping Blade (upper) Regulating Crank with 1019c.....
15941	3432	Smocking Clamping Blade (upper) Shaft..
15942	3430	" " " " Spring
15943	3430	" " " " Stud for 15933.....
15944	3432	Smocking Frame.....
15945	3429	" Hand Wheel.....
15946	3433	" Gear with 442c.....
15947	3433	" " Shaft.....
15948	3432	" Rack.....

NO.	PLATE	NAME
15949	3433	Smocking Rack Latch.....
15950	3433	“ “ “ Bracket with 2532
15951	3433	“ “ “ Hinge Pin.....
15952	3433	“ “ “ Lever with 15953 and 15954.....
15953	3433	Smocking Rack Latch Lever Roller for 15952.....
15954	3433	Smocking Rack Latch Lever Roller Stud for 15952.....
15955	3433	Smocking Rack Latch Spring.....
15956	3432	“ Sliding Rod.....
15957	3432	“ “ “ Bracket (left) with four 910c.....
15958	3429	Smocking Sliding Rod Bracket (right) with two 453c.....
15959	3432	Smocking Smoothing Bar with two 2273..
15960	3431	“ “ “ Support.....
15961	3432	“ Support Plate.....
15962	3433	“ “ “ Arm with 291f..
15963	3432	“ “ “ Rod.....
15964	3433	“ “ “ “ Bracket with 291f.....
15965	3430	Stitch Ratchet Wheel with three each 2269 and 15512, for 6 stitches, for 32-27, 32-28 and 32-53 Machines, obsolete.....
15966	3429	Stop Cam Interlocking Rod Case Bracket for 15967 and 33809, obsolete.....
15967	—	Stop Cam Interlocking Rod Case Bracket complete for 32-53 Machine, Nos. 963f, 1254c, 1262c, 1508e, 1518e, 1662c, 15923, 15966, 15968, 15969, 17853, 17855, 17859, 17861 to 17864, 39202, two 898d and four 1255d, obsolete.....
15968	3430	Stop Cam Interlocking Rod Case Extension for 1255, for 15967, obsolete.....
15969	3433	Stop Cam Interlocking Rod Case Spring for 15967 and 33809, obsolete.....
15970	3434	Throat Plate for 32-53 Machine, obsolete
15971	3435	Bed Frame with 14007, 14097, four each 11118, 14010 and five wood screws 1¼ in. No. 12, for 32-53 Machine, obsolete
15972	3426	Needle Bar Frame Cam and Bevel Gear, 36 teeth, for 33898, obsolete.....
15973	3451	Needle Bar Frame Cam and Bevel Gear, 36 teeth, for 33910, obsolete.....
15974	3434	Feed Dog for 32-56 Machine.....
15975	3434	Throat Plate for 15974.....

NO.	PLATE	NAME
15976	3425	Feed Dog (spiked teeth) for 32-54 Machine
15977	3423	Needle Bar Frame Regulator with 1820, for 32-58 Machine.....
15978	3423	Needle Bar Frame Regulator Shaft for 32-58 Machine.....
15979	3402	Shuttle Body for 15980.....
15980	3402	Shuttle, 1¼ in. diam., for 32-49, 32-54 and 32-56 Machines, Nos. 2996, 15727, 15979 and 33942.....
15981	—	Knee Lifter complete (bench stand) for 32-1, 32-3, 32-5, 32-8, 32-9, 32-11, 32-17, 32-20, 32-24 to 32-26, 32-29, 32-34, 32-36 to 32-39, 32-41 to 32-44, 32-46 to 32-48, 32-52, 32-54 and 32-56 to 32-62 Ma- chines, Nos. 802d, 7535, 7538, 15715 and 15773.....
15982	—	Knee Lifter complete (bench stand) for 32-10, 32-12 to 32-16, 32-18, 32-19, 32-21 to 32-23, 32-30, 32-51 and 32-55 Ma- chines, Nos. 76d, 802d, 7536 to 7538, 15715 and 15773.....
15983	—	Knee Lifter complete (bench stand) for 32-45 and 32-49 Machines, Nos. 802d, 15642, 15715 and 15773.....
15984	3425	Presser Foot for 15976.....
15985	576	Feed Dog (7446, spiked teeth) for 32-24 Machine.....
Nos. 15986 to 15988 FOR 32-56 MACHINE		
15986	3423	Feed Lever Raising Cam.....
15987	3456	“ “
15988	3456	“ “ Cam with two 435c.....
Nos. 15989 to 15997 FOR 32-1 MACHINE		
15989	3452	Feed Dog for 15995 and 15996.....
15990	3423	Needle Bar Frame Regulator with 1820, for ⅜ in. needle throw.....
15991	3423	Needle Bar Frame Regulator with 1820, for ⅜ in. needle throw.....
15992	3416	Presser Bar Spring for 15993 and 15994..
15993	3452	“ Foot for ⅜ in. needle throw, for 15989.....
15994	3452	Presser Foot for ⅜ in. needle throw, for 15989.....
15995	3452	Throat Plate for ⅜ in. needle throw, for 15989.....

NO.	PLATE	NAME
15996	3452	Throat Plate for $\frac{3}{8}$ in. needle throw, for 15989.....
15997	581	Presser Foot Body for 7633.....
15998	—	Needle Bar complete for $\frac{1}{8}$ in. gauge, for 32-2, 32-4, 32-6, 32-7 and 32-31 Machines, Nos. 7348 and 14807.....
15999	565	Needle Bar Frame Regulator Ratchet Wheel Pitman (ratchet wheel end) with 793D, for 7561.....
16000	565	Needle Bar Frame Regulator Ratchet Wheel Pitman (regulator end) for 7561.....
16514	3455	Driving Attachment Bobbin Winder Frame for 16515.....
16515	3455	Driving Attachment Bobbin Winder Frame complete for 15083, Nos. 333D, 5960, 5961, 5963, 15077 and 16514.....
16516	3455	Driving Attachment Bobbin Winder Stop Latch with 152F and 1550H, for 15083..
16524	—	Driving Attachment Balance Wheel Friction Ring (leather) for 16592.....
16592	3446	Driving Attachment Balance Wheel (friction) with 7958, 16524 and two 435c, for 15709.....
16594	3446	Driving Attachment Driving Friction Pulley $2\frac{1}{8}$ in. diam., with 861D and 10236, for 15709.....
17547	3448	Cord Tension Guide for 32-58 Machine...
17848	3429	Pulley (loose) Bushing for 17955, obsolete
17853	3429	Starting Lever for 15967 and 33809, obsolete.....
17854	3448	Stop Cam for 17955, obsolete.....
17855	3448	“ “ Interlocking Rod for 15967 and 33915, obsolete.....
17859	3429	Stop Cam Interlocking Rod Case Socket Joint for 15967 and 33809, obsolete....
Nos. 17861 to 17864, OBSOLETE		
17861	3448	Stop Cam Interlocking Rod Case Stop Stud for 15967 and 33809.....
17862	3448	Stop Cam Interlocking Rod Case Stop Stud Spring for 15967 and 33809.....
17863	3448	Stop Cam Interlocking Rod Spring for 15967 and 33915.....
17864	3448	Stop Cam Interlocking Rod Stop for 15967 and 33915.....
17941	3447	Pulley (loose) $2\frac{7}{8}$ in. diam., for 17955, obsolete.....

NO.	PLATE	NAME
17942	3447	Pulley (tight) $2\frac{7}{8}$ in. diam., with 2269 for 17955, obsolete.....
17955	—	Pulleys complete for 32-27, 32-28 and 32-53 Machines, Nos. 1202D, 1206c, 17848, 17854, 17942 and 63975, obsolete.....
Nos. 19159 to 19161 for 19162		
19159	3424	Thread Guide Body.....
19160	3424	“ “ Roller.....
19161	3424	“ “ Cap.....
19162	—	Thread Guide (roller) complete for 32-58 Machine, Nos. 905D and 19159 to 19161
20091	600	Rock Shaft for 15734, 20097 and 33830...
20092	600	“ “ Brake Arm with two 356c, for 15734 and 20097, obsolete.....
20093	600	Rock Shaft Hanger (front) with two wood screws 1 in. No. 10, for 15734, 20097 and 33830.....
20094	600	Rock Shaft Knee Arm Hub with two 356c for 20095, obsolete.....
20095	—	Rock Shaft, Knee Arm complete for 15734 and 20097, Nos. 2765, 2767 and 20094, obsolete.....
20096	600	Rock Shaft Lifting Bracket Hook for 20097, obsolete.....
20097	—	Rock Shaft complete for 32-10, 32-12 to 32-16, 32-18, 32-19, 32-21 to 32-23, 32-30 and 32-51 Machines, on Stand No. 25241, Nos. 6337, 7539, 20091 to 20093, 20095, 20096 and two 2770, obsolete.....
20240	3449	Presser Bar Lifter for 32-56 Machine....
20245	3448	Reciprocating Spring Presser Blade Holder for 15811.....
20246	3448	Reciprocating Spring Presser Blade Spring Bracket for 15811.....
20247	3449	Reciprocating Spring Presser Regulator Crank with 1518E, 1942 and two 190D, for 32-56 Machine.....
20249	3447	Reciprocating Spring Presser Shaft Bracket (back) for 32-56 Machine.....
20251	3448	Reciprocating Spring Presser Shaft Collar with 456c, for 32-56 Machine.....
20252	3448	Reciprocating Spring Presser Shaft Crank (front) with 7483 and two 453c for 15811
20254	3449	Reciprocating Spring Presser Shaft Crank (back) with 191F for 32-56 Machine....
22090	3456	Tension Bracket with 7480, for 29229....

NUMERICAL LIST OF PARTS

NO.	PLATE	NAME
22095	3449	Thread Take-up Lever with 1822 for 29310
22155	3448	Cord Carrier Bell Crank Shaft for 32-58 Machine.....
22167	3424	Presser Foot Shank Hinge Connection for 15877.....
22176	3416	Face Plate Thread Guard for 32-61 Machine.....
22178	3474	Thread Take-up Spring for 32-58 Machine
22265	3448	Smocking Smoothing Bar Spring for 32-53 Machine, obsolete.....
23007	3458	Shuttle Bobbin Case complete for 14948, Nos. 591r, 592e, 2523, 2975, 7553, 14953 and 15141.....
23005	3408	Feed Dog for 32-26 Machine.....
23258	3476	Driving Attachment Treadle Bracket (left) Hook Friction Washer for 126206
23766	3460	Wrench for 1508 (Accessories).....
25010	2438	Band Wheel Crank for 25124.....
25015	—	Belt, size $\frac{1}{4}$ in., length 61½ in., with 25027 for 25288.....
25027	3448	Belt Hook for 25015.....
25074	2438	Pitman (adjustable) complete with two each 558r, 1570r, 25075 and 25123, for 25288.....
25075	3416	Pitman Adjusting Screw Washer for 25074
25082	2438	Treadle for 25288.....
25086	2438	Wrench for 1507 and 1510, for 25255 and 25288.....
25123	—	Pitman Adjusting Block for 25074.....
25124	2438	Band Wheel 12½ in. diam., with 2117 and 25010, for 25288.....
25127	3817	Belt Hook for 25370.....
25255	—	Stand (iron work) high speed complete, Nos. 25086, 25329, 25421, 25430 to 25432, 25436 to 25438, 46604, 46605, two each 25345, 25349, 25350, 25433 and four each 534e, 748r, 1508r and 25446.....
25288	—	Stand (iron work) rocking treadle, complete, Nos. 7958, 11742, 25074, 25082, 25086, 25124, 82985, two 82973 and four 748r.....
25329	3813	Band Wheel, 16 in. diam., with 1312c, for 25255.....
25345	3813	Driving Segment (rack) for 25255.....

NUMERICAL LIST OF PARTS

NO.	PLATE	NAME
25349	3813	Foot Rest for 25255.....
25350	3817	“ “ Cotter Pin for 25255.....
25370	—	Belt, size $\frac{1}{4}$ in., length 67½ in., with 25127 for 25255.....
25421	3814	Band Wheel Shaft for 25255.....
Nos. 25422 to 25424 for 46604		
25422	3815	Band Wheel Shaft Driver (left).....
25423	3815	“ “ “ “ Clutch (left).....
25424	3815	Band Wheel Shaft Driver (left) Clutch (right) with 5564.....
25425	3817	Band Wheel Shaft Driver (left) Clutch Spring for 46604 and 46605.....
25425	3817	Band Wheel Shaft Driver (right) Clutch Spring for 46604 and 46605.....
Nos. 25426 to 25428 for 46605		
25426	3815	Band Wheel Shaft Driver (right).....
25427	3815	“ “ “ “ Clutch (left).....
25428	3815	Band Wheel Shaft Driver (right) Clutch (right) with 5564.....
25429	3815	Band Wheel Shaft Driving Flange with 356c, for 46604 and 46605.....
Nos. 25430 to 25433 for 25255		
25430	3814	Brace.....
25431	3813	Driving Arm (left) with 435c and 25435..
25432	3813	“ “ (right) with 435c and 25435
25433	3816	“ “ Hinge Pin.....
25434	3815	“ Pinion for 46604 and 46605.....
25435	3816	Foot Rest Hinge Pin for 25431 and 25432
Nos. 25436 to 25438 for 25255		
25436	3813	Leg (left).....
25437	3813	“ (right).....
25438	3814	“ Stay Rod.....
25446	3817	Driving Segment Bolt Nut Washer for 25255.....
25527	3461	Guide for 32-38 Machine.....
25721	3441	Binder Folder for 35753, 35779, 35781, 35783, 35785 and 35806.....
25722	3441	Binder Ribbon Tension complete for 35753, 35779, 35781, 35783, 35785 and 35806, Nos. 26614, 26616 and four 26615

NO.	PLATE	NAME
25853	3464	Gauge Body for 25859.....
25854	3464	" Binding Guide with 25855, for 25859.....
25855	3464	Gauge Binding Guide Screw Stud for 25854
Nos. 25856 to 25858 FOR 25859		
25856	3464	Gauge Reed Guide.....
25857	3464	" " " Cap.....
25858	3464	" Sweat Band Guide.....
25859	3464	Gauge complete, for hat sweats, for 32-25 Machine, Nos. 207E, 1577D, 25853, 25854, 25856 to 25858 and eight 5944 .
25866	3461	Guide for 32-1 to 32-28, 32-30, 32-31, 32-34, 32-39, 32-47, 32-52, 32-54 and 32-56 to 32-58 Machines.....
25876	3461	Guide, for general work, for 32-61 Machine
25879	3461	" " pants serging, for 7272, for 32-1 Machine.....
25880	3461	Guide, for finishing button holes, for 7272, for 32-1 Machine.....
25980	3464	Presser Foot for 25859.....
26026	3460	Screw Driver, machine (Accessories)....
26485	3460	" " shuttle tension (Accessories)
26568	3460	Tucker Edge Guide for 26597.....
26569	3460	" " " Slide for 26597.....
Nos. 26570 to 26572 FOR 26598		
26570	3446	Tucker Tuck Guide Plate.....
26571	3446	" " " " Arm with 5944.
26572	3446	" " " " Bracket.....
26573	—	Tucker (long arm) complete for 32-51 and 32-55 Machines, Nos. 939D, 26597 and 26598.....
26597	—	Tucker Edge Guide complete, for 26573, Nos. 287D, 7071, 26568 and 26569.....
26598	—	Tucker Tuck Guide Plate complete for 26573, Nos. 58D, 287D, 732D, 7071, 26570 to 26572 and two wood screws 1 in. No. 12.....
Nos. 26614 to 26616 FOR 25722		
26614	3441	Binder Ribbon Tension Pin (bent).....
26615	3441	" " " " (straight)....
26616	3441	" " " Plate.....
27055	3460	Machine Button with wood screw 1 1/4 in. No. 14 R. H. B. (Accessories).....

NO.	PLATE	NAME
27070	363	Driving Attachment Shaft Driving Pulley (sectional, grooved) 10 in. diam., 1 1/8 in. bore, with two 597C, for 15709.....
27130	3459	Machine Rest (leather) for 12248 (Accessories).....
27302	2445	Bobbin Winder Frame for 27647 and 27656
27303	3448	" " " Spring for 27647 and 27656.....
27303	3448	Driving Attachment Bobbin Winder Stop Latch Spring for 15083.....
27306	2445	Bobbin Winder Spool Pin for 27308.....
27306	2445	Driving Attachment Bobbin Winder Spool Pin for 27308.....
27307	2445	Bobbin Winder Spool Stand for 27308....
27307	2445	Driving Attachment Bobbin Winder Spool Stand for 27308.....
27308	2445	Bobbin Winder Spool Stand complete, for 27544 and 27612, Nos. 418E, 1562J, 2106, 10141, 11241, 27306, 27307 and two each 2455 and wood screws 1 in. No. 10.....
27308	2445	Driving Attachment Bobbin Winder Spool Stand complete for 15709, Nos. 418E, 1562J, 2106, 10141, 11241, 27306, 27307 and two each 2455 and wood screws 1 in. No. 10.....
27312	2445	Bobbin Winder Stop Latch for 27647 and 27656.....
27538	2445	Bobbin Winder Spindle 27849, 27850 with 15072 and 41828, for 27647.....
27540	2445	Bobbin Winder Base for 27647 and 27656
27541	2445	" " Pulley for 27647 and 27656
27544	—	Bobbin Winder (swinging automatic, right hand) complete, Nos. 27308 and 27647..
27610	2445	Bobbin Winder Spindle with 15072, for 27611.....
27611	—	Bobbin Winder Spindle 27610 with 2846, for 27656.....
27612	—	Bobbin Winder (swinging automatic, right hand) complete, Nos. 27308 and 27656.
Nos. 27637 to 27639 FOR 27640		
27637	—	Driving Attachment Treadle Pitman Rod (lower).....
27638	3468	Driving Attachment Treadle Pitman Rod (lower) Spring.....

NO.	PLATE	NAME
27639	—	Driving Attachment Treadle Pitman Rod (upper).....
27640	—	Driving Attachment Treadle Pitman complete for 126210, Nos. 2762, 6055, 9079 and 27637 to 27639.....
27647	2445	Bobbin Winder for 27544, Nos. 35d, 1620j, 27302, 27303, 27312, 27538, 27540, 27541, 50356d and two wood screws 1 in. No. 7.....
27656	2445	Bobbin Winder for 27612, Nos. 35d, 1620j, 27302, 27303, 27312, 27540, 27541, 27611 50356d and two wood screws 1 in. No. 7.....
27739	7234	Thread Unwinder Thread Cone (wood) for 225394 and 225396.....
*27849	—	Bobbin Winder Spindle for 27849.....
*27850	—	“ “ “ Collar with 27538.....
28721	3415	Hemmer on Shank, for 1¼ in. to 2 in. hem, for 32-1 Machine.....
28984	3414	Hemmer on Shank, for shade work, for 32-56 Machine.....
29166	3459	Tension Releaser with 236f and 29304, for 29229.....
29229	—	Tension Bracket complete, for 32-58 Machine, Nos. 330d, 10309, 14955, 22090, 29166, two each 82d, 8238, 33929 and four 2102.....
29304	3459	Tension Releaser Adjusting Piece for 29166.....
29310	—	Thread Take-up Lever 22095 with 79c, for 32-58 Machine.....
33801	—	Needle Bar Frame Cam complete for 32-18 Machine, Nos. 180f, 7420 and 7421....
33802	—	Needle Bar Frame Cam complete for 32-21 Machine, Nos. 180f, 7433 and 7434....
33803	576	Feed Dog (7459, spiked teeth) for 32-25 Machine.....
33804	3453	Throat Plate with ridge guide for joining two strips of leather, for 7465.....
*33805	—	Arm with 283d and 15565, for 32-28 Machine, obsolete.....
*33806	—	Bed for 32-27 and 32-28 Machines, obsolete.....
33807	3459	Stitch Ratchet Wheel with two each 2269 and 15512, for 9 stitches, for 32-27, 32-28 and 32-53 Machines, obsolete.....
33808	3447	Stop Cam Interlocking Rod Case Extension for 33809, obsolete.....

NO.	PLATE	NAME
33809	—	Stop Cam Interlocking Rod Case Bracket complete for 32-27, 32-28 and 32-53 Machines, Nos. 963f, 1204e, 1254c, 1262c, 1508e, 1518e, 1662c, 15966, 15969, 17853, 17859, 17861, 17862, 33808, 33915 and two each 898d and 1300d, obsolete.....
33810	580	Throat Plate complete for 32-27 and 32-28 Machines, Nos. 7578, 15515, 15516 and four 591d, obsolete.....
33811	—	Needle Bar Frame Cam complete for 32-30 Machine, Nos. 180f, 7433 and 7500....
33812	—	Needle Bar complete for 32-38 Machine, Nos. 337d, 7287, 7652, 15537 and 33983.....
33813	—	Needle Bar complete for 32-44 Machine, Nos. 7652, 15531 and 15537.....
33814	—	Shuttle Race Bracket complete for 32-46 Machine, Nos. 7317, 7318, 7593, 14031, 14856, 15637 and three 2049.....
33815	—	Needle Bar Frame Cam complete for 32-52 Machine, Nos. 180f, 15620 and 15639..
*33816	—	Bed for 32-53 Machine, obsolete.....
33818	—	Needle Bar Frame Cam complete for 32-55 Machine, Nos. 180f, 7360 and 15785....
33819	3456	Feed Regulator with 233j and 7278, for 32-57 Machine.....
33820	—	Needle Bar Frame Cam complete for 32-58 Machine, Nos. 15849, 15850 and two 127f, obsolete.....
33821	3449	Needle Bar Frame Pitman for 32-59 Machine.....
33822	3449	Needle Bar Frame Pitman Connection for 32-59 Machine.....
33823	3449	Spool Pin (horizontal) for 33824, obsolete.....
33824	3449	“ “ “ 33823 with 33825 and two wood screws ¼ in. No. 9 R. H. B., for under cord, for 32-61 Machine, obsolete.....
33825	3449	Spool Pin Plate for 33824, obsolete.....
33826	3451	Needle Bar Frame Cam and Bevel Gear (45 teeth) for 32-62 Machine, obsolete..
		Nos. 33827 TO 33829 FOR 32-2, 32-4, 32-6, 32-7 AND 32-31 MACHINES
33827	—	Knee Lifter complete (power table) Nos. 802d, 2777, 7535, 7597 and 15773.....
33828	—	Knee Lifter complete (Stand No. 25288) Nos. 802d, 7535, 7597, 12250 and 15773.....

NO.	PLATE	NAME
33829	—	Knee Lifter complete (bench stand) Nos. 802b, 7535, 7597, 15715 and 15773.....
33830	—	Rock Shaft complete for 33831 to 33834, Nos. 2768, 2778, 6337, 7539, 20091, 20093 and two 2770.....
33831	—	Knee Lifter complete (Stand No. 25255) for 32-1, 32-3, 32-5, 32-8, 32-9, 32-11, 32-17, 32-20, 32-24 to 32-26, 32-29, 32-34, 32-36 to 32-39, 32-41 to 32-44, 32-46 to 32-48, 32-52, 32-54 and 32-56 to 32-62 Machines, Nos. 802b, 7535, 7538, 15773 and 33830.....
33832	—	Knee Lifter complete (Stand No. 25255) for 32-2, 32-4, 32-6, 32-7 and 32-31 Machines, Nos. 802b, 7535, 7597, 15773 and 33830.....
33833	—	Knee Lifter complete (Stand No. 25255) for 32-10, 32-12 to 32-16, 32-18, 32-19, 32-21 to 32-23, 32-30, 32-51 and 32-55 Machines, Nos. 76b, 802b, 7536 to 7538, 15773 and 33830.....
33834	—	Knee Lifter complete (Stand No. 25255) for 32-45 and 32-49 Machines, Nos. 802b, 15642, 15773 and 33830.....
33835	591	Feed Ring, for leather work, for 32-29, 32-43 and 32-44 Machines.....
33836	591	Presser Foot for 33835.....
33837	591	Feed Ring, for leather work, for 32-42 Machine, obsolete.....
33838	592	Shuttle Driver 15630 with 15634 and two each 404b and 462c, for 32-46 Machine
*33839	—	Bed for 32-59 Machine.....
33840	3453	Feed Dog for 32-6 Machine, obsolete.....
33841	3453	Throat Plate, large needle hole, for 33840, obsolete.....
33842	—	Throat Plate, small needle hole, for 33840, obsolete.....
33844	3465	Needle Bar Frame Cam and Bevel Gear, 36 teeth, for 32-25, 32-41, 32-42 and 32-46 Machines, obsolete.....
33850	—	Thread Take-up Lever 7334 with 79c, for all 32 Machines except 32-49 and 32-58
33851	—	Thread Take-up Lever 15704 with 79c, for 32-49 Machines.....
33859	3465	Rock Shaft Lifting Bracket Hook for 33860
33860	—	Rock Shaft complete for 15651, Nos. 2763, 2768, 2770, 6337, 33859 and two 7539.

NO.	PLATE	NAME
33863	3465	Face Plate for 32-45 and 32-49 Machines..
33868	—	Cutting Punch (hand) for $\frac{5}{16}$ in. eyelet, for 32-29, 32-41 to 32-44 and 32-46 Machines
33869	—	Cutting Punch (hand) for $\frac{3}{8}$ in. eyelet, for 32-29, 32-41 to 32-44 and 32-46 Machines
33875	3465	Arm Shaft (horizontal) Gear (24 teeth) with 458c.....
33876	3465	Arm Shaft (upright) Gear (24 teeth) with 449c.....
33877	3465	Rock Shaft for 33878.....
33878	—	Rock Shaft complete for 33879 to 33882, Nos. 2778, 6337, 15714, 33877 and two each 2764 and 2770.....
33879	—	Knee Lifter complete for 14006, for 32-1, 32-3, 32-5, 32-8, 32-9, 32-11, 32-17, 32-20, 32-24 to 32-26, 32-29, 32-34, 32-36 to 32-39, 32-41 to 32-44, 32-46 to 32-48, 32-52, 32-54 and 32-56 to 32-62 Machines, Nos. 802b, 7535, 7538, 15773 and 33878.....
33880	—	Knee Lifter complete for 14006, for 32-10, 32-12 to 32-16, 32-18, 32-19, 32-21 to 32-23, 32-30, 32-51 and 32-55 Machines, Nos. 76b, 802b, 7536 to 7538, 15773 and 33878.....
33881	—	Knee Lifter complete for 14006, for 32-45 and 32-49 Machines, Nos. 802b, 15642, 15773 and 33878.....
33882	—	Knee Lifter complete for 14006, for 32-2, 32-4, 32-6, 32-7 and 32-31 Machines, Nos. 802b, 7535, 7597, 15773 and 33878
*33883	—	Arm with 122b, 283b and 7670, for 32-57 Machine.....
33884	3465	Centre Guide for 15799.....
33887	3468	Machine Hinge Plate for 33888 to 33891.
33888	—	Machine Hinge (left) complete (power table) Nos. 2809, 14098, 33887 and merlized wood screw $1\frac{1}{4}$ in. No. 14.....
33889	—	Machine Hinge (right) complete (power table) Nos. 2809, 7263, 33887 and merlized wood screw $1\frac{1}{4}$ in. No. 14.....
33890	—	Machine Hinge (left) complete (stand and bench stand) Nos. 2809, 6055, 14098, 33887 and 51075r.....

NO.	PLATE	NAME
33891	—	Machine Hinge (right) complete (stand and bench stand) Nos. 2809, 6055, 7263, 33887 and 51075r.....
33892	—	Tension Screw Stud 413c with 1560c, for 7331, 7846 and 33899.....
33898	—	Needle Bar Frame Cam and Bevel Gear 15972 with 15c, for 32-1, 32-2, 32-26, 32-29, 32-32, 32-36 to 32-39, 32-43 to 32-45, 32-48, 32-49, 32-53, 32-56 and 32-60 Machines, obsolete.....
33899	—	Tension complete for 32-1, 32-3, 32-5, 32-8 to 32-30, 32-32, 32-34, 32-36 to 32-38, 32-41 to 32-43, 32-46 to 32-48, 32-51 to 32-55, 32-57 and 32-59 to 32-62 Machines, Nos. 7335, 7336, 8238, 33892 and two 2102.....
33900	—	Thread Guiding Roller complete for 32-2, 32-4, 32-6, 32-7, 32-31 and 32-44 Machines, Nos. 86d, 698e, 2410, 7335 and 7336.....
33902	—	Needle Bar Frame Cam and Bevel Gear 7289 with 15c, for 32-1, 32-2, 32-26, 32-29, 32-32, 32-36 to 32-39, 32-43 to 32-45, 32-48 and 32-49 Machines, obsolete.....
*33903	—	Thread Take-up Cam for 7562.....
33907	3410	Feed Dog (spiked teeth) for cloth, for 32-38 Machine.....
33910	—	Needle Bar Frame Cam and Bevel Gear 15973 with 15c, for 32-54 Machine, obsolete.....
33913	—	Needle Bar Frame Cam Gear Cover 15592 with 15543 and two 190d, for Fastening Device for making a line of plain stitches around outside of eyelet, for 32-29, 32-41 and 32-42 Machines.....
33915	—	Stop Cam Interlocking Rod Case 39224 with 15923, 17855, 17863, 17864 and three 1255d, for 33809, obsolete.....
33922	—	Needle Bar Frame Cam and Bevel Gear 7449 with 15c, for 32-24 and 32-59 Machines, obsolete.....
33929	—	Cord Tension Screw Stud 637F with 1560c, for 32-58 Machine.....
33929	—	Tension Screw Stud 637c with 1560c, for 7354 and 29229.....
33930	3475	Face Plate with 10136, for 33931.....

NO.	PLATE	NAME
33931	—	Face Plate with Tension Releaser complete for 32-1, 32-3, 32-5, 32-8 to 32-30, 32-34, 32-36 to 32-38, 32-41 to 32-44, 32-46 to 32-48, 32-51 to 32-53, 32-55, 32-57, 32-59, 32-60 and 32-62 Machines, Nos. 106d, 10135, 33930 and 33932....
33932	3474	Tension Releaser with 10136, for 33931 and 33959.....
33936	3472	Feed Dog for stitching lace in centre and on edge, for 32-1 Machine.....
33937	—	Presser Foot Body for 33939.....
33938	—	“ “ Plate (glass) for 33939.....
33939	3472	Presser Foot (glass plate) complete for stitching lace in centre and on edge, for 32-1 Machine, Nos. 33937 and 33938....
33940	3472	Throat Plate for stitching lace in centre and on edge, for 33936.....
33941	—	Shuttle Bobbin Case for 33942.....
33942	3474	Shuttle Bobbin Case complete for 15729 and 15980, Nos. 591F, 592E, 2523, 2975, 7553, 15141, 15278 and 33941.....
33943	—	Shuttle Race Body for 33944.....
33944	—	“ “ “ 33943 with 7326 and two 662d, for 33945.....
33945	—	Shuttle Race Body 33944 with two 2532, for 33946.....
33946	—	Shuttle Race Body 33945 with 33993 and two 391r, for 33947.....
33947	3475	Shuttle Race complete for 32-1 to 32-8, 32-22, 32-24 to 32-29, 32-31, 32-32, 32-36 to 32-39, 32-41 to 32-45, 32-47, 32-49 and 32-51 to 32-62 Machines, Nos. 648d, 2533, 14049 and 33946.....
33948	3474	Needle Bar Frame Regulator Shaft for 32-29, 32-32, 32-44, 32-48, 32-56, 32-61 and 32-62 Machines.....
33949	3473	Needle Bar Frame Cam and Bevel Gear (36 teeth) for 33950.....
33950	—	Needle Bar Frame Cam and Bevel Gear 33949 with 15c, for 32-1, 32-2, 32-26, 32-29, 32-32, 32-36 to 32-39, 32-43 to 32-45, 32-48, 32-49, 32-53, 32-56 and 32-60 Machines.....
33958	3475	Face Plate with 10136, for 33959.....
33959	—	Face Plate with Tension Releaser complete for 32-54 Machine, Nos. 106d, 10135, 33932 and 33958.....

NO.	PLATE	NAME
33960	3472	Feed Dog, 15 teeth (16 teeth to the inch) for 32-38 Machine.....
33961	3472	Throat Plate (large needle hole) for 33960
33962	—	“ “ (small needle hole) for 33960
33963	3473	Needle Bar Frame Bevel Gear (45 teeth) for 33964, 33987 to 33989, 33990 and 33991.....
33964	—	Needle Bar Frame Bevel Gear 33963 with 7358, for 32-3, 32-4, 32-20, 32-22 (6stitch) 32-23, 32-28, 32-31, 32-34, 32-47, 32-51, 32-55 and 32-57 Machines.....
33965	3474	Needle Bar Frame Driving Bevel Pinion for (15 teeth) with two 453c, for 32-3, 32-4 to 32-7, 32-9 to 32-17, 32-19, 32-20, 32-22, 32-23, 32-28, 32-31, 32-32, 32-47, 32-51, 32-55, 32-57, 32-61 and 32-62 Machines.....
33966	3473	Needle Bar Frame Cam and Bevel Gear (36 teeth) for 33967.....
33967	—	Needle Bar Frame Cam and Bevel Gear 33966 with 15c, for 32-24 and 32-59 Machines.....
33968	3473	Needle Bar Frame Cam and Bevel Gear (36 teeth) for 33969.....
33969	—	Needle Bar Frame Cam and Bevel Gear 33968 with 15c, for 32-25, 32-41, 32-42 and 32-46 Machines.....
33970	3474	Needle Bar Frame Driving Bevel Pinion (18 teeth) with two 453c, for 32-1, 32-2, 32-24, 32-25, 32-26, 32-29, 32-32, 32-36 to 32-39, 32-41 to 32-46, 32-48, 32-49, 32-53, 32-54, 32-56 and 32-58 to 32-60 Machines.....
33971	3473	Needle Bar Frame Cam and Bevel Gear (36 teeth) for 33972.....
33972	—	Needle Bar Frame Cam and Bevel Gear 33971 with 15c, for 32-54 Machine.....
33973	3473	Needle Bar Frame Cam Bevel Gear (36 teeth) for 33974.....
33974	—	Needle Bar Frame Cam complete for 32-58 Machine, Nos. 15849, 33973 and two 127r.....
33975	3473	Needle Bar Frame Cam and Bevel Gear (45 teeth) for 33976.....
33976	—	Needle Bar Frame Cam and Bevel Gear 33975 with 15c, for 32-11, 32-17 and 32-61 Machines.....

NO.	PLATE	NAME
33977	3473	Needle Bar Frame Cam and Bevel Gear (45 teeth) for 33978.....
33978	—	Needle Bar Frame Cam and Bevel Gear 33977 with 15c, for 32-62 Machine.....
33981	—	Needle Bar complete for $\frac{1}{8}$ in. to $\frac{11}{16}$ in. gauges, for 32-2, 32-4, 32-6 and 32-7 Machines, Nos. 337b, 2273, 14921, 15723 and 33984.....
33982	—	Needle Bar complete for $\frac{1}{8}$ in. to $\frac{11}{16}$ in. gauges, for 32-2, 32-4, 32-6 and 32-7 Machines, Nos. 337b, 2273, 14921, 15723 and 33985.....
33983	3474	Needle Clamp Thread Guide for $\frac{1}{8}$ in. to $\frac{11}{16}$ in. gauges, for 15722 and 33812.....
33984	3474	Needle Clamp Thread Guide for $\frac{1}{8}$ in. to $\frac{11}{16}$ in. gauges, for 33981.....
33985	3474	Needle Clamp Thread Guide for $\frac{1}{8}$ in. to $\frac{11}{16}$ in. gauges, for 33982.....
33987	—	Needle Bar Frame Bevel Gear 33963 with 7363, for 32-5, 32-6 and 32-22 (6 stitch) Machines, obsolete.....
33988	—	Needle Bar Frame Bevel Gear 33963 with 7367, for 32-7, 32-9, 32-10 to 32-17 and 32-23 Machines.....
33989	—	Needle Bar Frame Bevel Gear 33963 with 7425, for 32-19 Machine, obsolete.....
33990	—	Needle Bar Frame Bevel Gear 33963 with 7679, for 32-22 (5 stitch) Machine, obsolete.....
33991	—	Needle Bar Frame Bevel Gear 33963 with 7681, for 32-22 (7 stitch) Machine, obsolete.....
33992	3465	Feed Wheel Shaft Frame Bracket with 462c, for 15752.....
33993	3463	Shuttle Bobbin Case Position Plate for 33946.....
35012	3414	Guide for 32-59 to 32-61 Machines.....
Nos. 35035 to 35037 FOR 32-61 MACHINE		
35035	3414	Guide for top and edge cording.....
35036	3414	“ “ stitching into heavy cord.....
35037	3414	“ “ heavy edge cording on caps....
35091	3415	Presser Foot for 28721.....
35689	3436	Edge Guide (double) on shank, right guide lower, left guide upper, for stitching two strips of lace for 32-1 Machine.....
35742	3437	Binder on Shank, for awnings, for 32-56 Machine.....

NO.	PLATE	NAME
35743	3437	Presser Foot for 7270, for 35858 and 15813, for 35742.....
35744	3438	Binder on Shank, for ingrain carpets, for 32-1 Machine.....
35745	3436	Feller (foot) for bunting flags, for 15653, for 32-26 Machine.....
35746	3439	Guide for closing heel seams of shoes, for 32-59 Machine.....
35747	3440	Presser Foot with 35748 and two 1053b, for 15886, for joining two edges of plush for 32-54 Machine.....
35748	3440	Presser Foot Needle Hole Strip for 35747
35749	3440	Throat Plate with 3108, for 15886, for joining two edges of plush, for 35750...
35750	3440	Throat Plate 35749 with 621b and 35751, for joining two edges of plush, for 32-54 Machine.....
35751	3440	Throat Plate Guide for 35750.....
35752	3441	" " for 7444, for 35753.....
35753	—	Binder (English) complete for 32-24 Machine, Nos. 190b, 207F, 7444, 7452, 25721, 25722, 35752 and two 7071.....
35778	3442	Throat Plate for 15653, for 35779.....
35779	—	Binder (English) complete for 32-26 Machine, Nos. 190b, 207F, 15653, 15654, 25721, 25722, 35778 and two 7071.....
35780	3442	Throat Plate for 7272, for 35781.....
35781	—	Binder (English) complete for 32-1 Machine, Nos. 190b, 207F, 7272, 7461, 25721, 25722, 35780 and two 7071.....
35782	3443	Throat Plate for 7270, for 35783.....
35783	—	Binder complete for 32-1 Machine, Nos. 190b, 207F, 7270, 7461, 25721, 25722, 35782 and two 7071.....
35784	3443	Throat Plate for 15621, for 35785.....
35785	—	Binder (English) complete for 32-49 Machine, Nos. 190b, 207F, 15559, 15621, 15698, 25721, 25722, 35784 and two 7071.....
35805	3444	Throat Plate for 7459, for 35806.....
35806	—	Binder (English) complete for 32-25 Machine, Nos. 190b, 207F, 7459, 7461, 25721, 25722, 35805 and two 7071.....
35858	3445	Hemmer on Shank for canvas work, for 32-1 Machine.....
36006	3463	Hat Sweat Attachment Reed and Wire Guide Arm Friction Washer for 120009

NO.	PLATE	NAME
36147	3466	Hat Sweat Attachment Band Guide for 120009.....
36148	3466	Hat Sweat Attachment Edge Guide for 120009.....
36150	3463	Hat Sweat Attachment Guide (wire) for leather sweat, for 120009.....
36151	3466	Hat Sweat Attachment Reed and Wire Guide for 120009.....
Nos. 36153 to 36155 FOR 120009		
36153	3466	Hat Sweat Attachment Strip Folder.....
36154	3466	" " " " Guide.....
36155	3466	" " " " Guide (tube) for ready folded facings.....
36157	3463	Presser Foot for 7459, for 32-62 Machine
36158	3463	Throat Plate for 7459, for 32-62 Machine
36159	3415	Guide for 15993 and 15994.....
Nos. 36788 to 36790 FOR 36794		
36788	3467	Feed Dog.....
36789	3467	Presser Foot.....
36790	3466	Strip Folder on Shank with tube for wire, with 36791, 36792 and four 233J.....
36791	3467	Hat Sweat Attachment Sweat Guide for 36790.....
36792	3467	Hat Sweat Attachment Wire Guide for 36790.....
36793	3467	Throat Plate for 36788, for 36794.....
36794	—	Hat Sweat Attachment complete for 32-62 Machine, Nos. 36788 to 36790, 36793 and two 1136b.....
39202	3447	Stop Cam Interlocking Rod Case for 15967, obsolete.....
39224	3447	Stop Cam Interlocking Rod Case for 33915.....
41544	583	Carpet Guide Plate Screw (right) Washer for 32-32 and 32-48 Machines.....
41544	583	Needle Bar Frame Regulator Adjusting Screw Washer for 32-43 Machine and for Fastening Device for making a line of plain stitches around outside of eyelet, for 32-29, 32-41 and 32-42 Machines
41828	—	Bobbin Winder Spindle Collar Pin for 27538.....
*44361	—	Shuttle Pitman Cap (left) for 7319.....
46528	—	Brace Section (left) with 46629, for 46662

NO.	PLATE	NAME
*46604	—	Band Wheel Shaft Driving Flange (left) complete for 25255, Nos. 25422 to 25425, 25429 and 25434.....
*46605	—	Band Wheel Shaft Driving Flange (right) complete for 25255, Nos. 25425 to 25429 and 25434.....
46613	—	Brace for 25166.....
46629	—	Band Wheel Crank Screw Centre 297c with 1507r, for 46528, 46663 and 82985
46629	—	Treadle Screw Centre 297c with 1507j, for 46528, 46663 and 82985.....
46662	—	Brace Sectional complete for 25288, Nos. 46528, 46663 and three 880r.....
46663	—	Brace Sectional (right) with two 46629, for 46662.....
46667	—	Brace for 82985.....
46681	3475	Driving Attachment Treadle Bracket (right) for 60502.....
*49308	—	Shuttle Pitman Cap (right) for 7319.....
50076d	3457	Needle Bar Frame Driving Cam Connecting Link Screw (lever end) for 32-18, 32-21, 32-30 and 32-52 Machines.....
50156d	3468	Throat Plate Screw (front) for 32-62 Machine.....
50231f	3468	Feed Dog Screw for 32-1 to 32-26, 32-30, 32-31, 32-34, 32-36 to 32-39, 32-47, 32-51, 32-52, 32-54, 32-55 and 32-57 to 32-62 Machines.....
50231f	3468	Feed (lower) Dog Screw for 32-45 and 32-49 Machines.....
50231f	3468	Throat Plate Screw for 32-1 to 32-28, 32-30 to 32-32, 32-34, 32-36 to 32-39, 32-45, 32-47 to 32-49 and 32-51 to 32-61 Machines.....
50231f	3468	Throat Plate Screw (back) for 32-62 Machine.....
50356d	3468	Bobbin Winder Frame Hinge Screw for 27647 and 27656.....
51075r	3476	Machine Hinge Plate Bolt with 51581e, for 33890 and 33891.....
51581e	3476	Machine Hinge Plate Bolt Nut for 51075
56813	—	Feed Bar Screw Centre 313c with 1519j, for 32-1 to 32-26, 32-30, 32-31, 32-34, 32-36 to 32-39, 32-47, 32-51, 32-52 and 32-54 to 32-62 Machines.....
56813	—	Feed (lower) Bar Screw Centre 313c with 1519j, for 32-45 and 32-49 Machines...

NO.	PLATE	NAME
56813	—	Reciprocating Presser Blade Carrier Screw Centre 313c with 1519j, for 32-39 Machine, obsolete.....
56814	—	Feed Rock Shaft Screw Centre 307c with 1513j, for 32-1 to 32-26, 32-30, 32-31, 32-34, 32-36 to 32-39, 32-47, 32-51, 32-52 and 32-54 to 32-62 Machines.....
56814	—	Feed (lower and upper) Rock Shaft Screw Centre 307c with 1513j, for 32-45 and 32-49 Machines.....
56814	—	Reciprocating Spring Presser Rock Shaft Screw Centre 307c with 1513j, for 32-56 Machine.....
56864	3476	Chain Hook (small) for 6439.....
56865	3476	“ “ (large) for 6439.....
60502	—	Driving Attachment Treadle Bracket (right) 46681 with two wood screws 1 in. No. 14, for 126209.....
63975	3475	Pulley (loose) 2 $\frac{7}{8}$ in. diam., for 17955....
82973	5216	Leg for 25288.....
82985	5216	Brace 46667 with three 46629, for 25288..
120007	3466	Hat Sweat Attachment Frame for 120009
120008	3466	“ “ “ Reed and Wire Guide Arm for 120009.....
120009	3466	Hat Sweat Attachment complete for 32-62 Machine, Nos. 96b, 36006, 36147, 36148, 36150, 36151, 36153 to 36155, 120007, 120008, three each 658b, 1423b and four 1443b.....
120341	7341	Tweezers (curved) Accessories.....
120342	7341	Oiler (copper plated) with 120343 (Accessories).....
120343	7341	Oiler Spout, 3 $\frac{1}{2}$ in. long, for 120342.....
126036	3477	Driving Attachment Treadle for 126209..
126205	3475	“ “ “ Bracket (left) for 126206.....
126206	—	Driving Attachment Treadle Bracket (left) complete for 126209, Nos. 23258, 126205, 126207, 126208 and two wood screws 1 in. No. 14.....
126207	3476	Driving Attachment Treadle Bracket (left) Hook for 126206.....
126208	3476	Driving Attachment Treadle Bracket (left) Hook Rivet for 126206.....
126209	—	Driving Attachment Treadle complete for 126210, Nos. 60502, 126036 and 126206

NO.	PLATE	NAME
126210	—	Driving Attachment Treadle and Pitman complete for 15709, Nos. 27640 and 126209.....
126928	—	Table Belt Guide Pulley Shaft for 126928
200056E	3471	Bobbin Winder Stop Latch Screw for 225382.....
200082D	3471	Bobbin Winder Tension Bracket Screw for 225382.....
200299H	3471	Bobbin Winder Stop Latch Trip Lever Hinge Screw for 225382.....
200380C	3471	Bobbin Winder Pulley Set Screw for 202473.....
200383C	3476	Thread Unwinder Spool Rest Rod Set Screw for 225389 and 225395.....
201018C	3476	Thread Unwinder Spool Rest Set Screw for 202490.....
201499B	3471	Bobbin Winder Tension Stud for 225461..
201572B	3471	" " " " Thumb Nut for 225462.....
201696J	3476	Thread Unwinder Thread Guide Lock Nut for 225394 and 225396.....
202277	3471	Bobbin Winder Frame Oil Packing (wick) for 225453.....
202407	3471	Bobbin Winder Tension Spring for 225462
202473	3470	" " Pulley with 200380C, for 225382.....
202478	3471	Bobbin Winder Stop Latch Trip Lever for 225382.....
202490	8523	Thread Unwinder Spool Stand with 200383C, for 225394 and 225396.....
225381	3470	Bobbin Winder Spindle for 225382.....
225382	3469	Bobbin Winder (swinging automatic, right hand) complete for power table, Nos. 200056E, 200082D, 200299H, 202473, 202478, 225381, 225433, 225444, 225453 to 225456, 225458 to 225460, 225462, 228026 and two wood screws $\frac{3}{4}$ in. No. 13 R. H. M. F. O. and A.....
225388	8523	Thread Unwinder Spool Rest Rod for 225394 and 225396.....
225389	8523	Thread Unwinder Spool Rest with 201018C, for 225394.....
225390	7234	Thread Unwinder Thread Cone Holder for inverted cones, for 225394 and 225396..
225391	8523	Thread Unwinder Thread Guide for 225394 and 225396.....

NO.	PLATE	NAME
225392	8523	Thread Unwinder Thread Guide Rod with 208E and 225393.....
225393	3476	Thread Unwinder Thread Guide Washer for 225392.....
225394	8523	Thread Unwinder complete for one spool, Nos. 201696J, 202490, 225388, 225389, 225391, 225392 and three wood screws $\frac{7}{8}$ in. No. 12.....
225395	7233	Thread Unwinder Spool Rest with 201018C, for 225396.....
225396	7233	Thread Unwinder complete for two spools, Nos. 201696J, 202490, 225388, 225392, 225395, two 225391 and three wood screws $\frac{7}{8}$ in. No. 12.....
225433	3469	Bobbin Winder and Tension Bracket Base for 225382.....
225438	3471	Bobbin Winder Frame Oil Well Cap for 225453.....
225444	3471	Bobbin Winder Stop Latch for 225382....
		Nos. 225453 to 225456 for 225382
225453	3470	Bobbin Winder Frame with 202277 and 225438.....
225454	3471	Bobbin Winder Frame Hinge Pin.....
225455	3471	" " " Spring.....
225456	3471	" " " " Plunger....
		Nos. 225458 to 225460 for 225382
225458	3471	Bobbin Winder Stop Latch Thumb Lever
225459	3471	" " " " " "
		Hinge Stud.....
225460	3471	Bobbin Winder Stop Latch Thumb Lever Joint Stud.....
225461	3471	Bobbin Winder Tension Bracket with 201499B, for 225462.....
225462	—	Bobbin Winder Tension Bracket complete for 225382, Nos. 201572B, 202407, 225461 and two 2102.....
228026	—	Bobbin Winder Tension Bracket Screw Washer for 225382.....
234464	—	Cutting Punch (hand) for $\frac{1}{4}$ in. eyelet, for 32-29, 32-41 to 32-44 and 32-46 Machines.....
234465	—	Cutting Punch (hand) for $\frac{3}{8}$ in. eyelet, for 32-29, 32-41 to 32-44 and 32-46 Machines.....

NUMERICAL LIST OF PARTS

NO.	PLATE	NAME
234471	—	Cutting Punch (hand) for $\frac{1}{8}$ in. eyelet, for 32-29, 32-41 to 32-44 and 32-46 Machines.....
234472	—	Cutting Punch (hand) for $\frac{1}{16}$ in. eyelet, for 32-29, 32-41 to 32-44 and 32-46 Machines.....
234474	—	Cutting Punch (hand) for $\frac{1}{4}$ in. eyelet, for 32-29, 32-41 to 32-44 and 32-46 Machines.....

SINGER Needles should be used
in SINGER Machines.
These Needles and their Containers
are marked with the
Company's Trade Mark "SIMANCO.**" 1

Needles in Containers marked
"FOR SINGER MACHINES"
are NOT **SINGER** made needles. 2

ILLUSTRATIONS OF PARTS

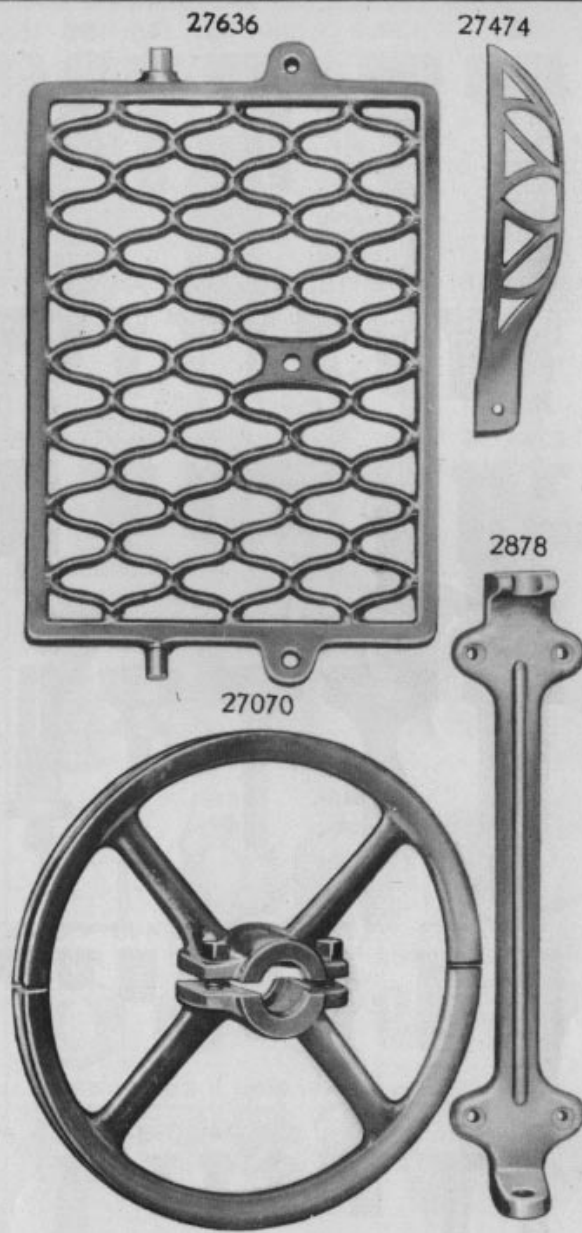
No.	Name
27471	Cutting Punch (hand) for 1/2 in. cycle, for 32-35, 32-41 to 32-43 and 32-45 Machines
27472	Cutting Punch (hand) for 1/2 in. cycle, for 32-35, 32-41 to 32-43 and 32-45 Machines
27474	Cutting Punch (hand) for 1/2 in. cycle, for 32-35, 32-41 to 32-43 and 32-45 Machines

ILLUSTRATIONS
OF
PARTS

SINGER Needles should be used in SINGER Machines. These Needles and their Containers are marked with the Company's Trade Mark "SINGER."

Needles in Containers marked "FOR SINGER MACHINES" are NOT SINGER made needles.

PLATE 363—ONE-FOURTH SIZE



From the library of: Diamond Needle Corp

PLATE 540—FULL SIZE





PLATE 541—FULL SIZE



From the library of: Diamond Needle Corp

PLATE 542—ONE-FOURTH SIZE

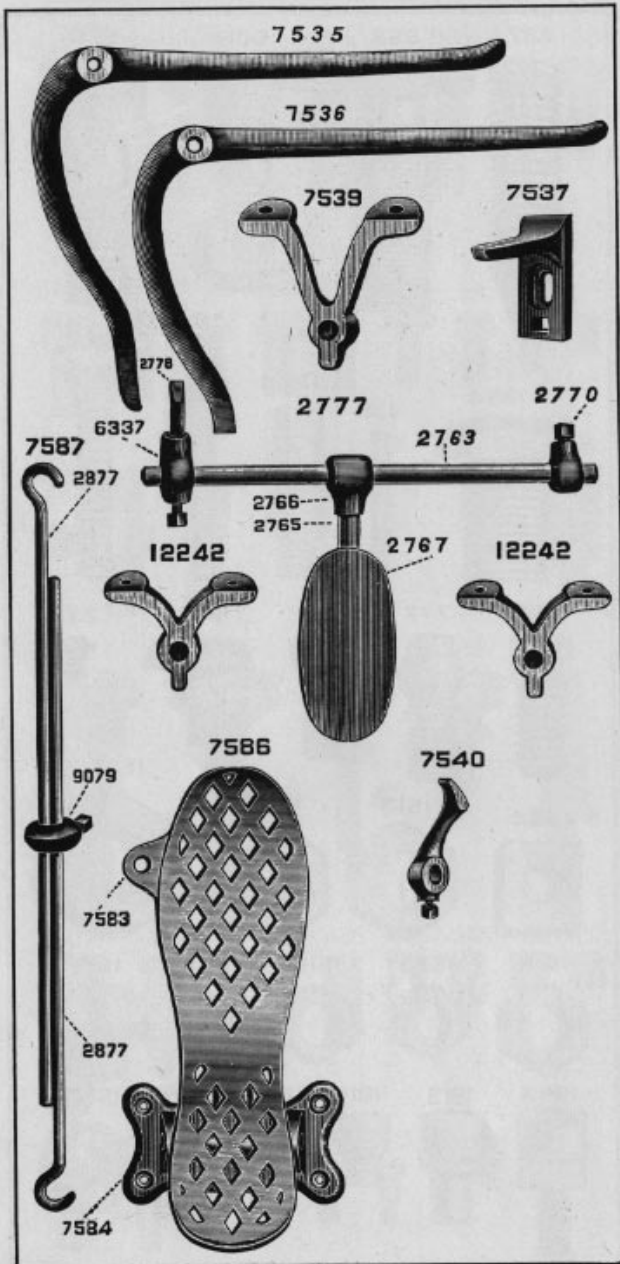


PLATE 551—ONE-FOURTH SIZE




PLATE 552—ONE-HALF SIZE





PLATE 553—ONE-HALF SIZE



From the library of: Diamond Needle Corp

PLATE 554—ONE-HALF SIZE


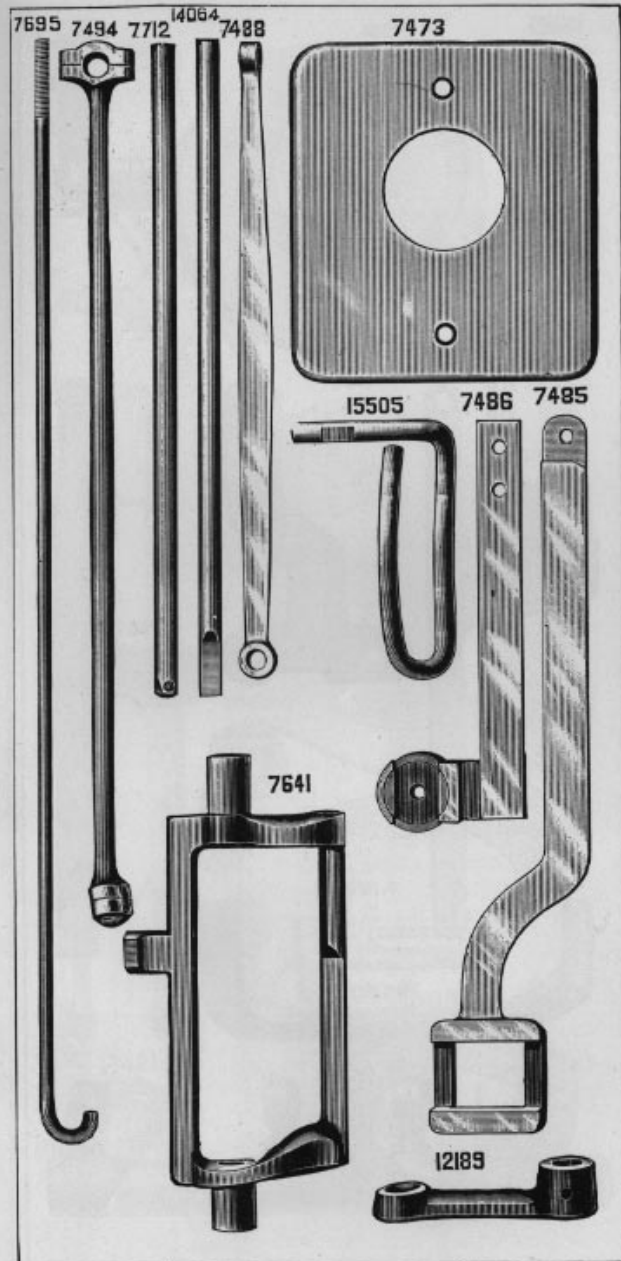


PLATE 555—ONE-HALF SIZE



From the library of: Diamond Needle Corp

PLATE 556—ONE-HALF SIZE




PLATE 557—ONE-HALF SIZE




PLATE 558—ONE-HALF SIZE




PLATE 559—ONE-HALF SIZE




PLATE 560—ONE-HALF SIZE





PLATE 561—ONE-HALF SIZE



From the library of: Diamond Needle Corp

PLATE 562—ONE-HALF SIZE




PLATE 563—ONE-HALF SIZE




PLATE 564—FULL SIZE





PLATE 565—FULL SIZE



From the library of: Diamond Needle Corp

PLATE 566—ONE-HALF SIZE

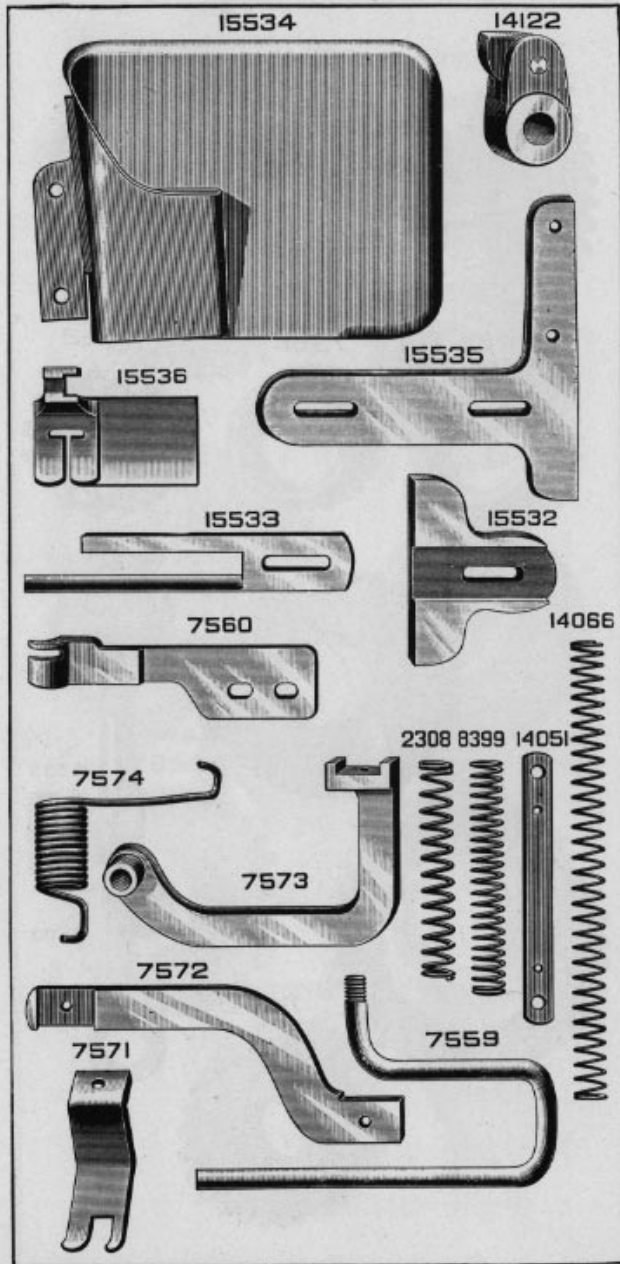



PLATE 567—FULL SIZE



From the library of: Diamond Needle Corp

PLATE 568—FULL SIZE




PLATE 569—FULL SIZE



From the library of: Diamond Needle Corp

PLATE 570—FULL SIZE




PLATE 571—FULL SIZE




PLATE 572—FULL SIZE





PLATE 573—FULL SIZE



From the library of: Diamond Needle Corp

PLATE 574—FULL SIZE





PLATE 575—FULL SIZE



From the library of: Diamond Needle Corp

PLATE 576—FULL SIZE

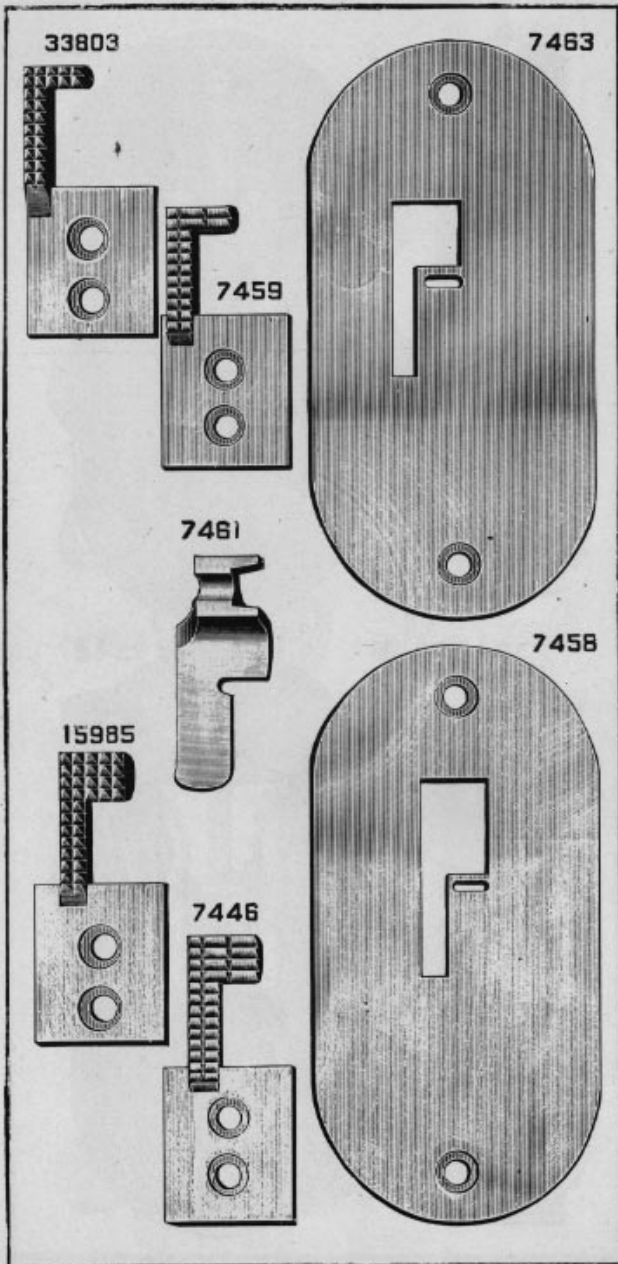


PLATE 577—FULL SIZE

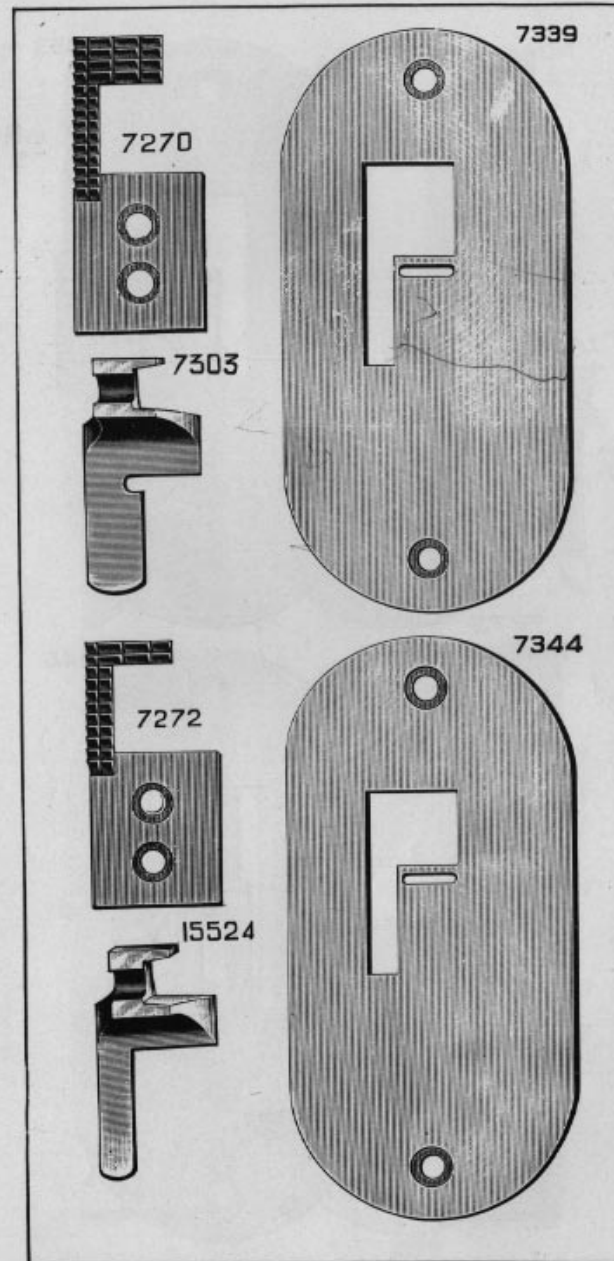


PLATE 578—FULL SIZE




PLATE 579—FULL SIZE

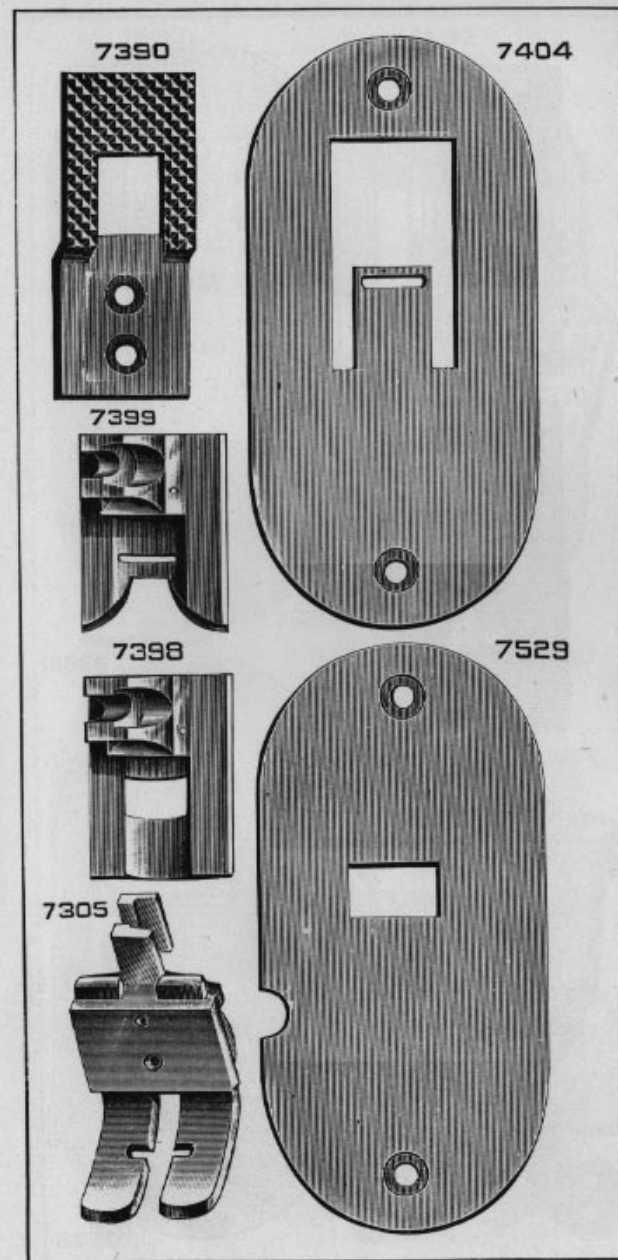


PLATE 580—FULL SIZE


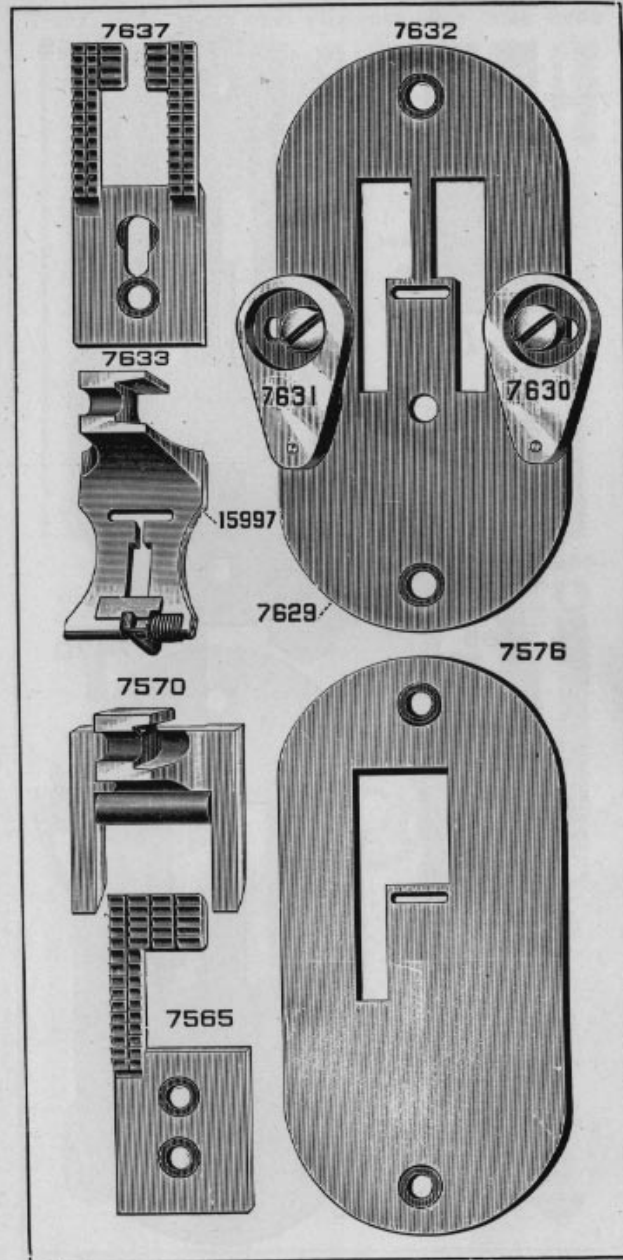


PLATE 581—FULL SIZE



From the library of: Diamond Needle Corp

PLATE 582—FULL SIZE

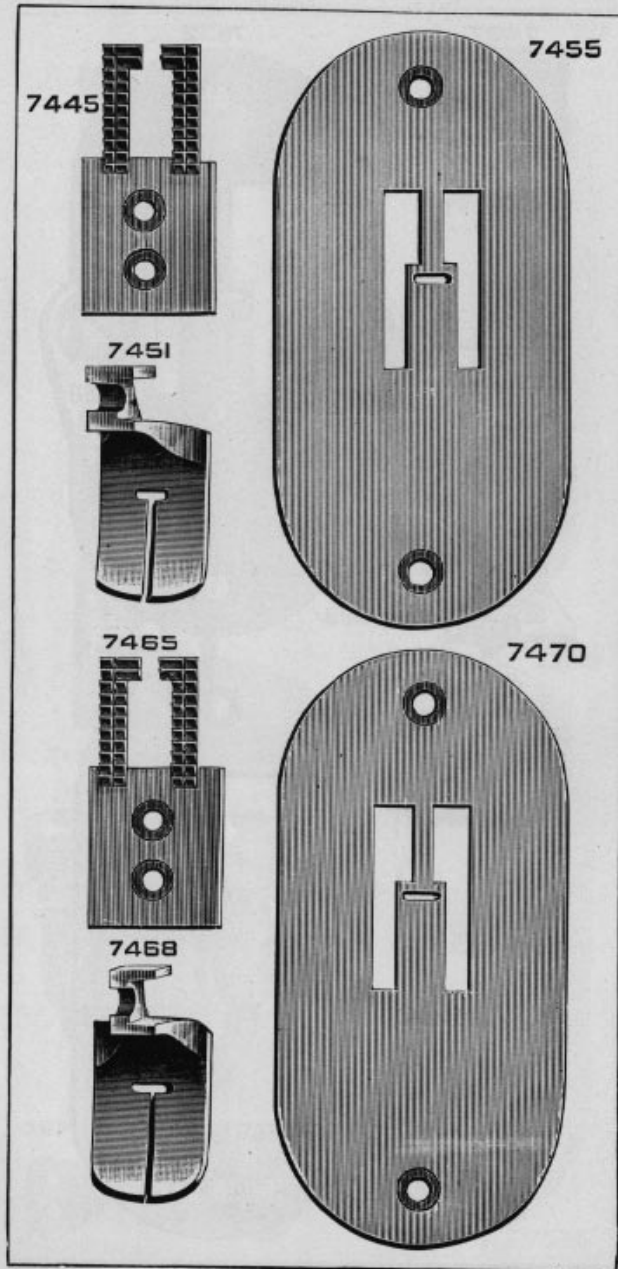


PLATE 583—FULL SIZE




PLATE 584—FULL SIZE





PLATE 585—FULL SIZE



From the library of Diamond Needle Corp

PLATE 586—FULL SIZE


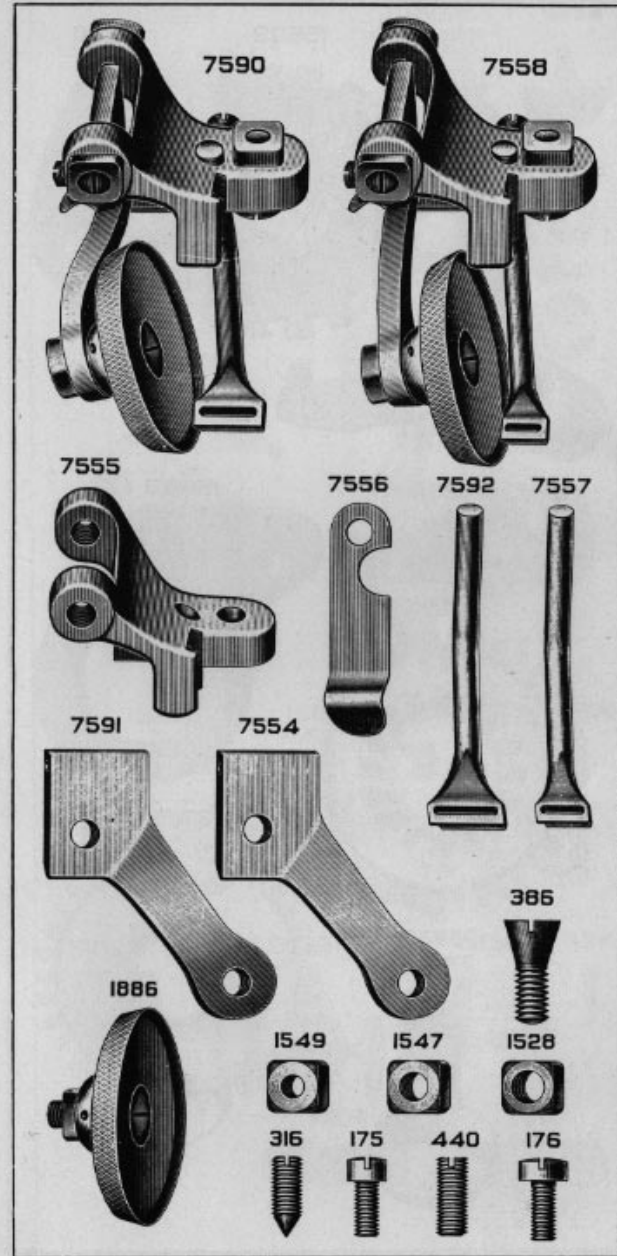


PLATE 589—FULL SIZE



From the library of: Diamond Needle Corp

PLATE 591—FULL SIZE




PLATE 592—FULL SIZE




PLATE 593—FULL SIZE




PLATE 594—ONE-HALF SIZE



From the library of: Diamond Needle Corp

PLATE 595—ONE-HALF SIZE

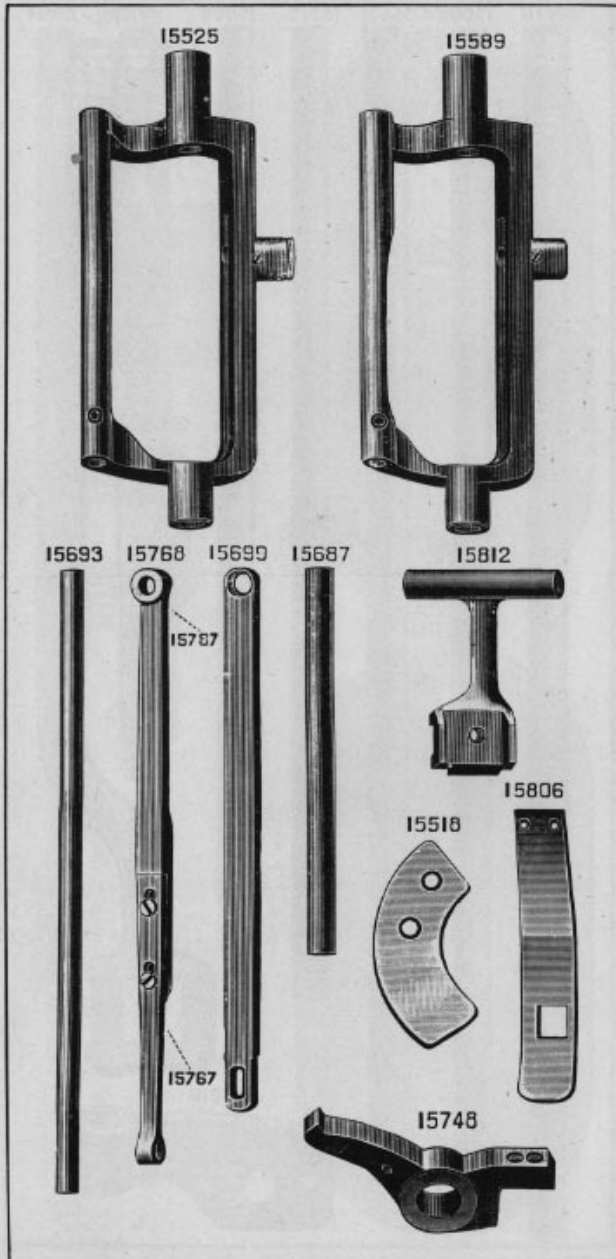
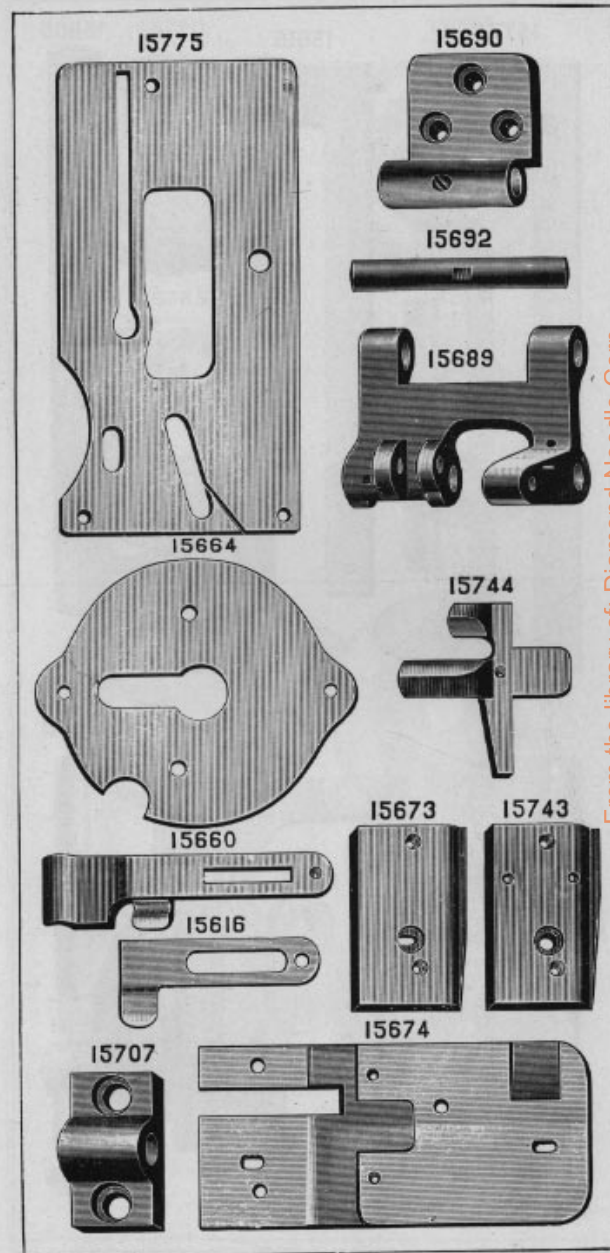


PLATE 596—ONE-HALF SIZE



From the library of: Diamond Needle Corp

PLATE 597—ONE-HALF SIZE

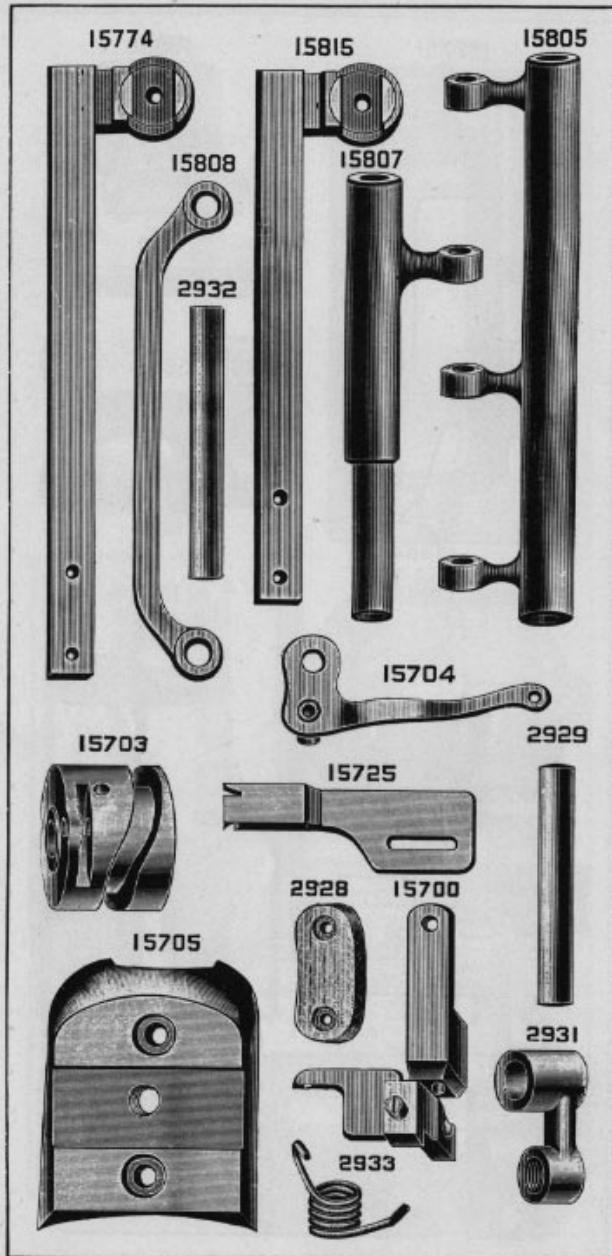


PLATE 598—ONE-HALF SIZE




PLATE 599—ONE-FOURTH SIZE


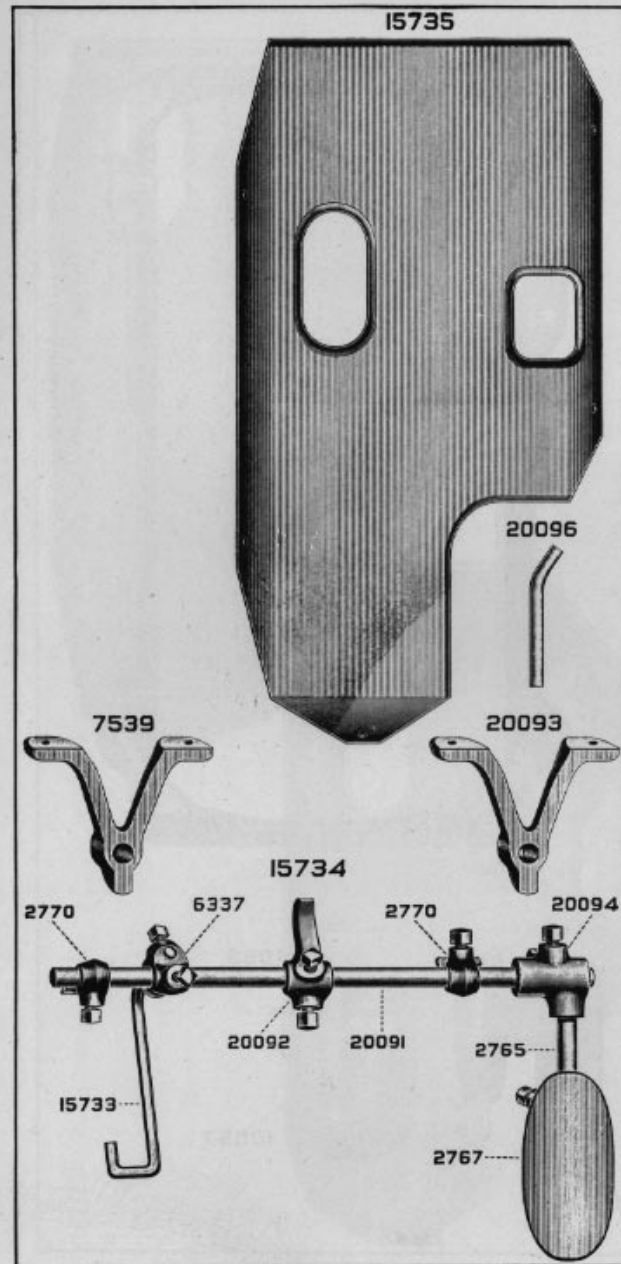



PLATE 600—ONE-FOURTH SIZE



From the library of: Diamond Needle Corp

PLATE 642—ONE-FOURTH SIZE






PLATE 2437—ONE-FOURTH SIZE

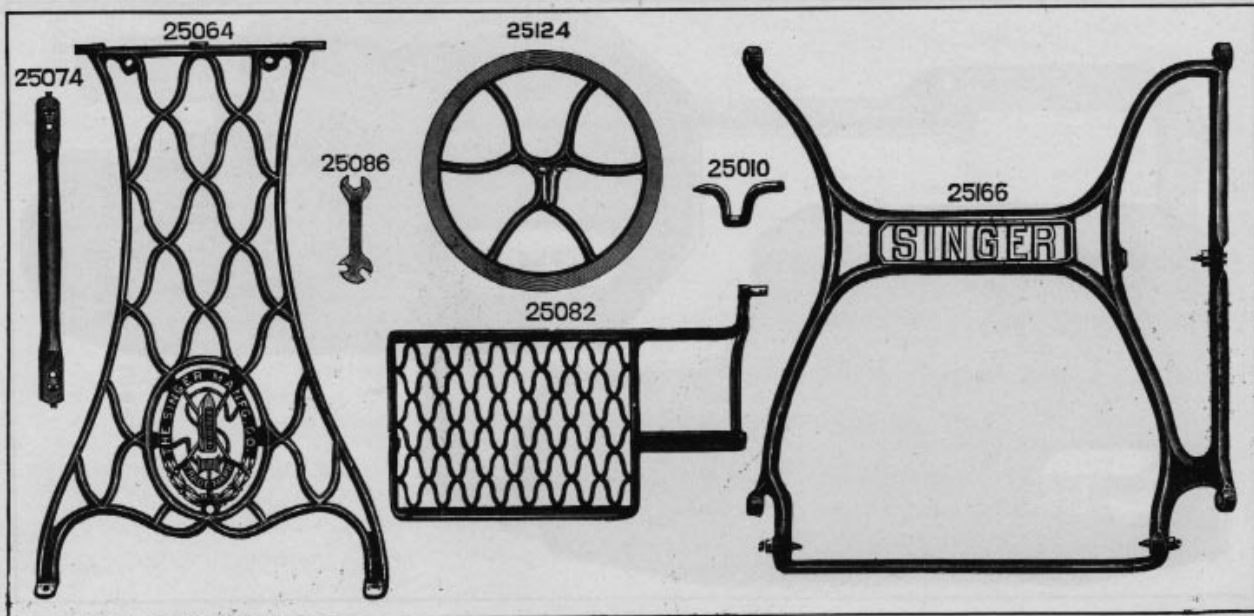



PLATE 2438—ONE-NINTH SIZE

PLATE 2445—ONE-HALF SIZE



From the library of: Diamond Needle Corp




PLATE 3400-FULL SIZE

From the library of: Diamond Needle Corp

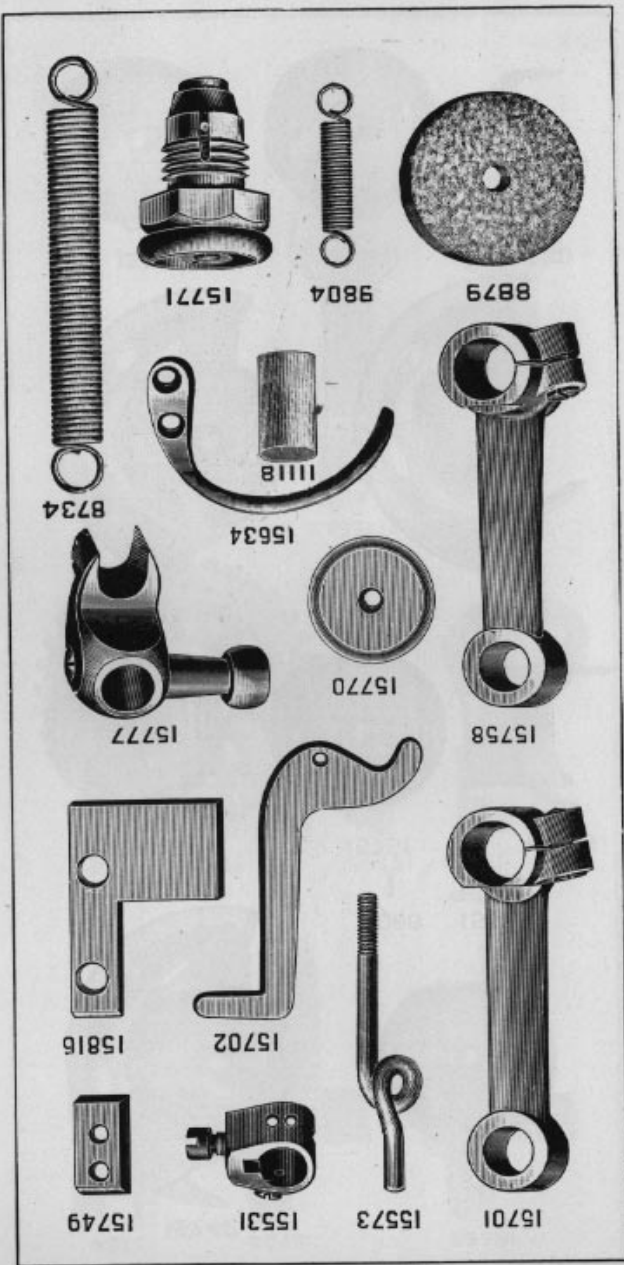


PLATE 3401-FULL SIZE

PLATE 3402—FULL SIZE




PLATE 3403—FULL SIZE




PLATE 3404—FULL SIZE

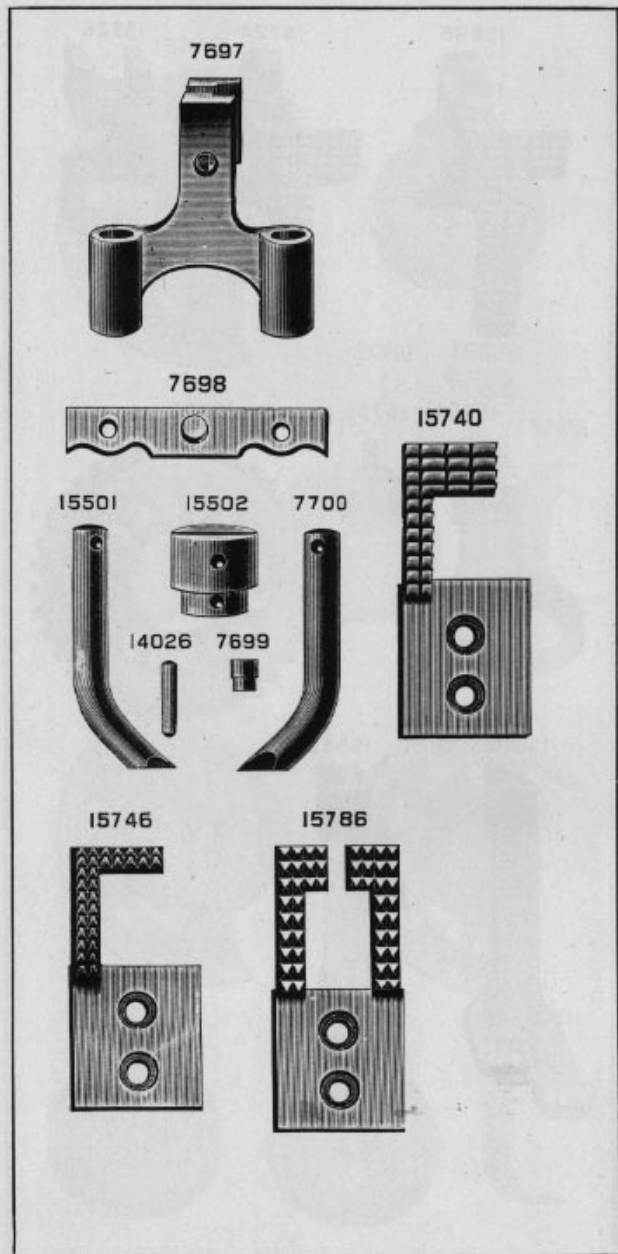


PLATE 3405—FULL SIZE




PLATE 3406—FULL SIZE

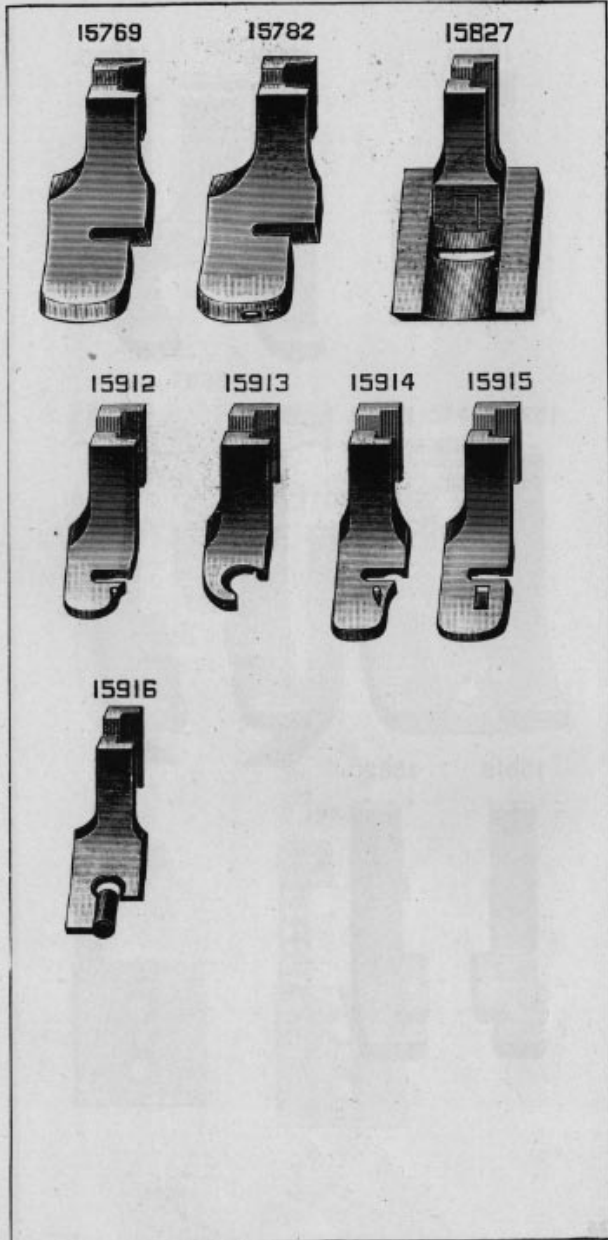
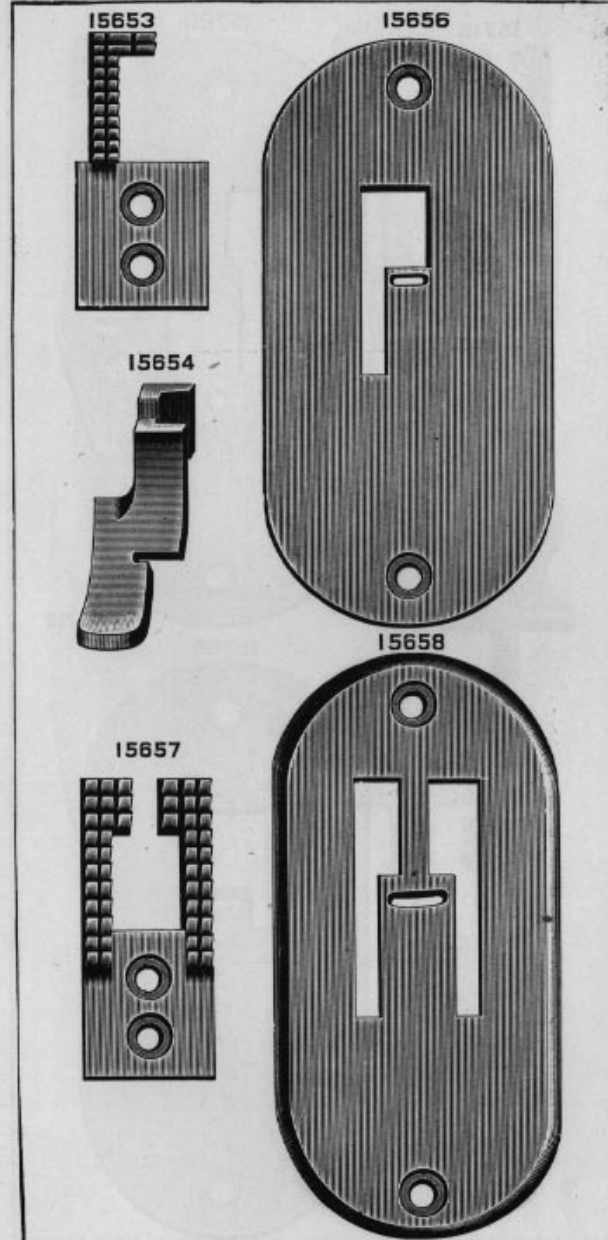


PLATE 3407—FULL SIZE



From the library of: Diamond Needle Corp

PLATE 3408—FULL SIZE

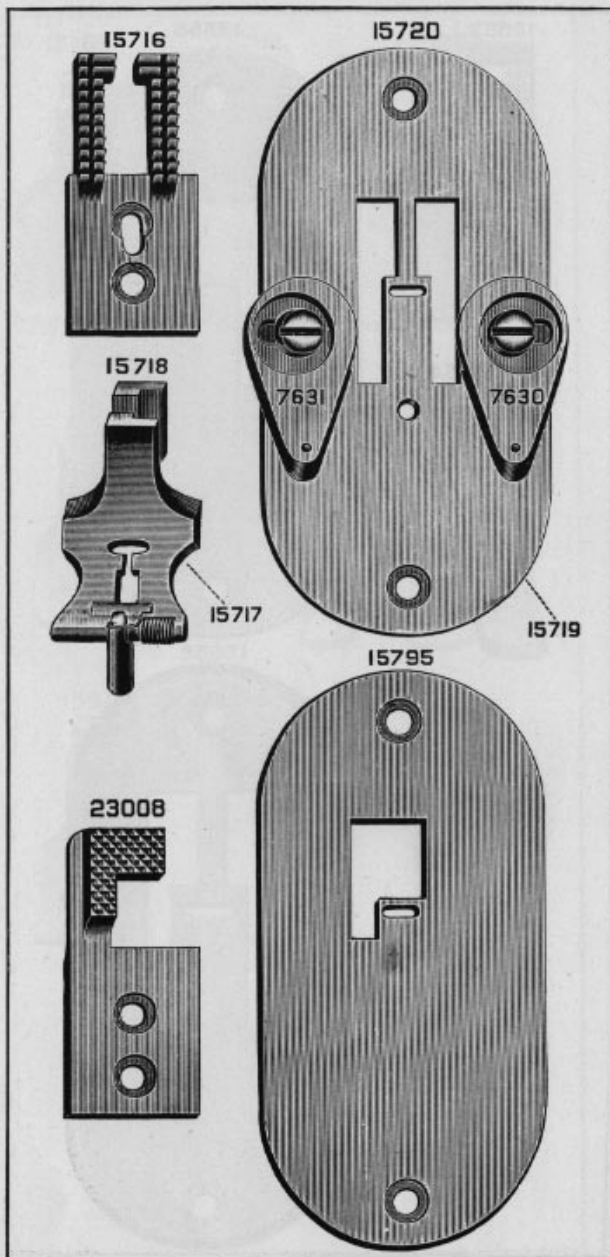


PLATE 3409—FULL SIZE

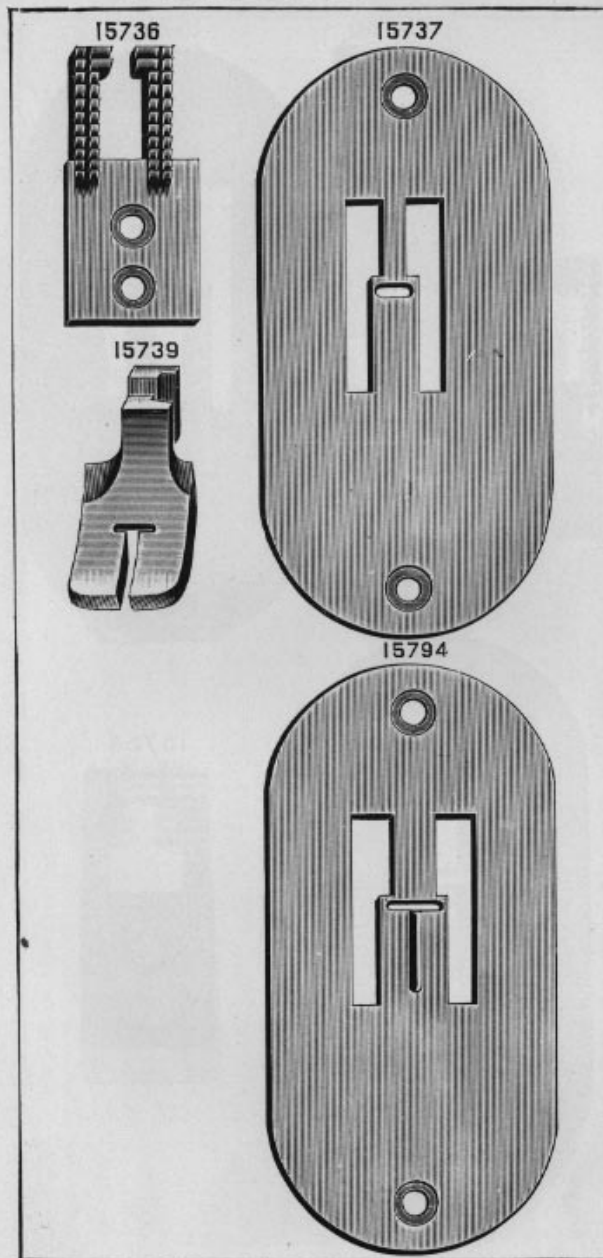


PLATE 3410—FULL SIZE

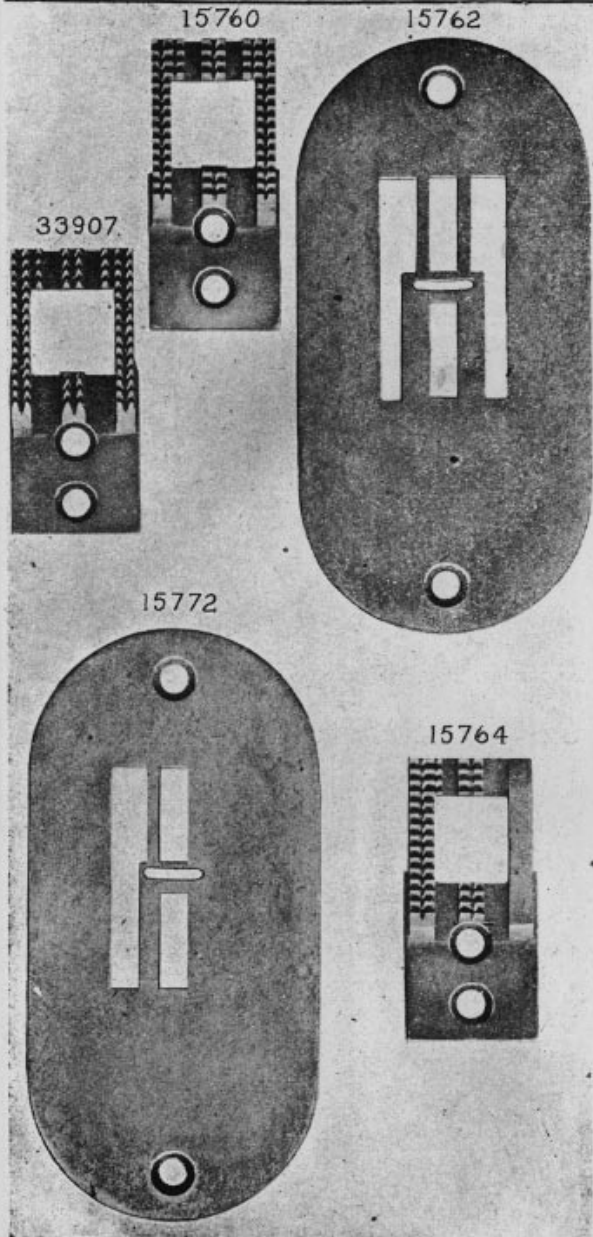



PLATE 3411—FULL SIZE



From the library of: Diamond Needle Corp

PLATE 3412—FULL SIZE

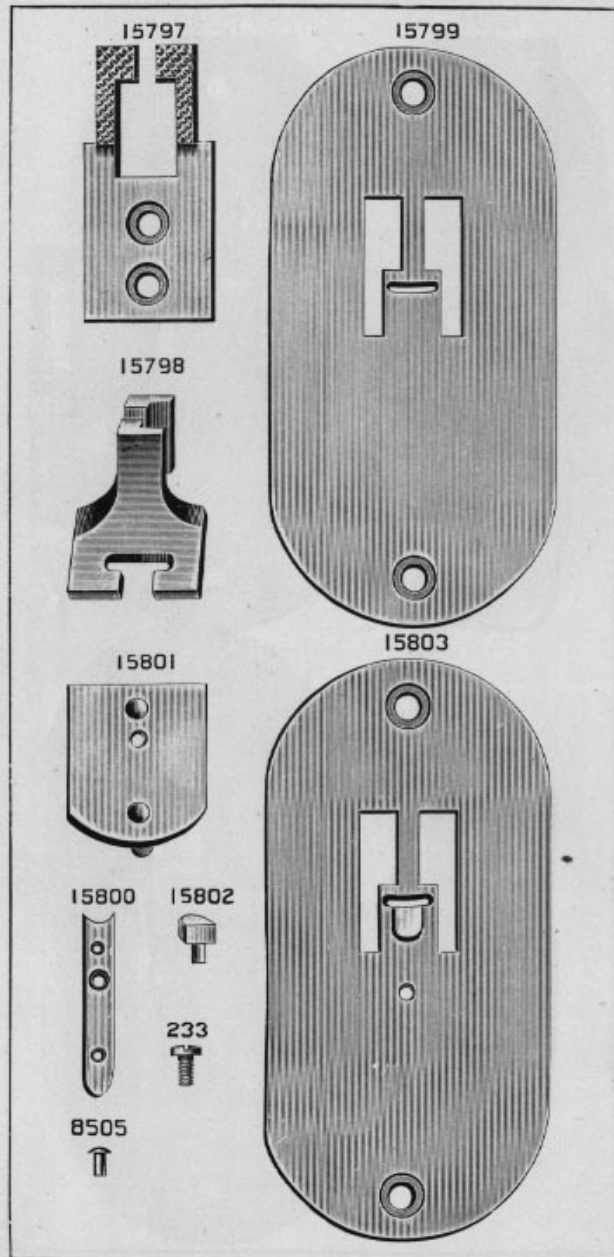
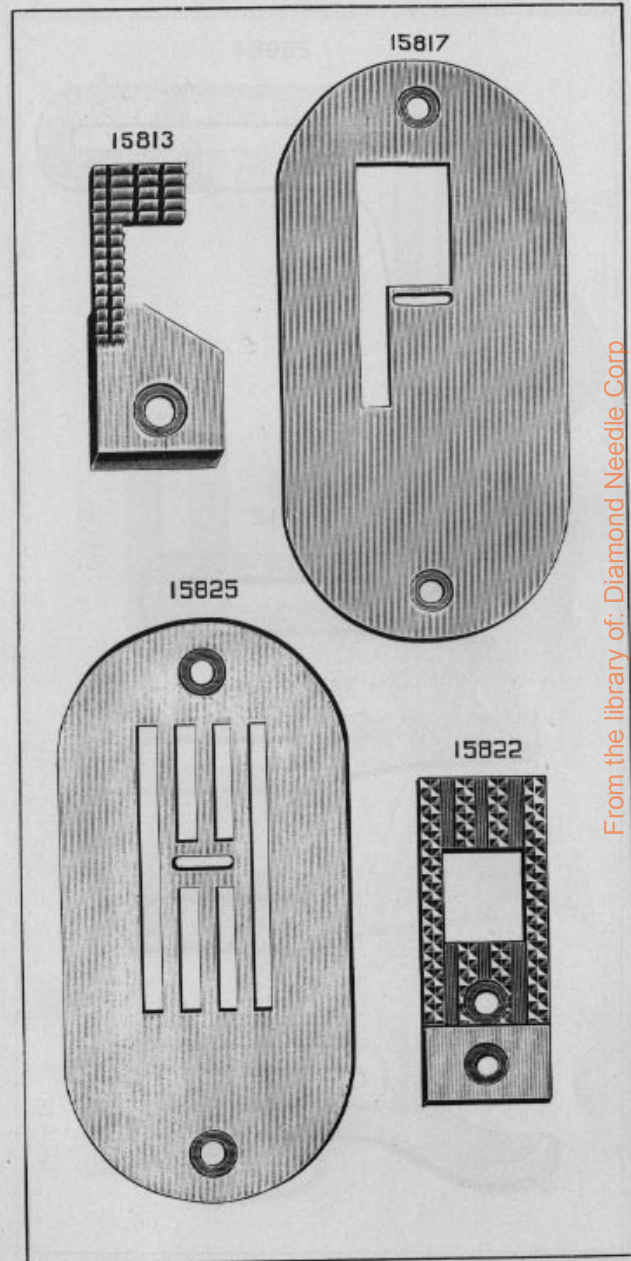


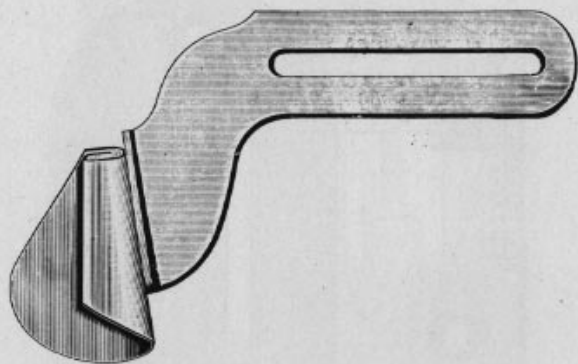
PLATE 3413—FULL SIZE




From the library of: Diamond Needle Corp

PLATE 3414—FULL SIZE

28984



35012




35035

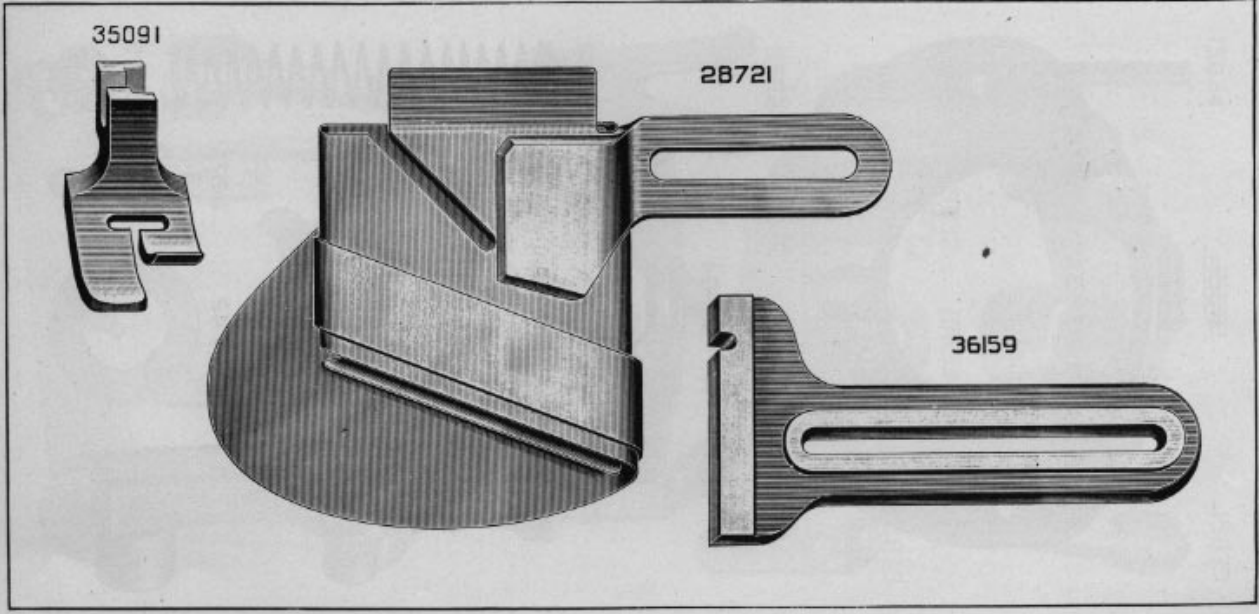


35036



35037





35091

28721

36159

PLATE 3415—FULL SIZE

PLATE 3416—FULL SIZE

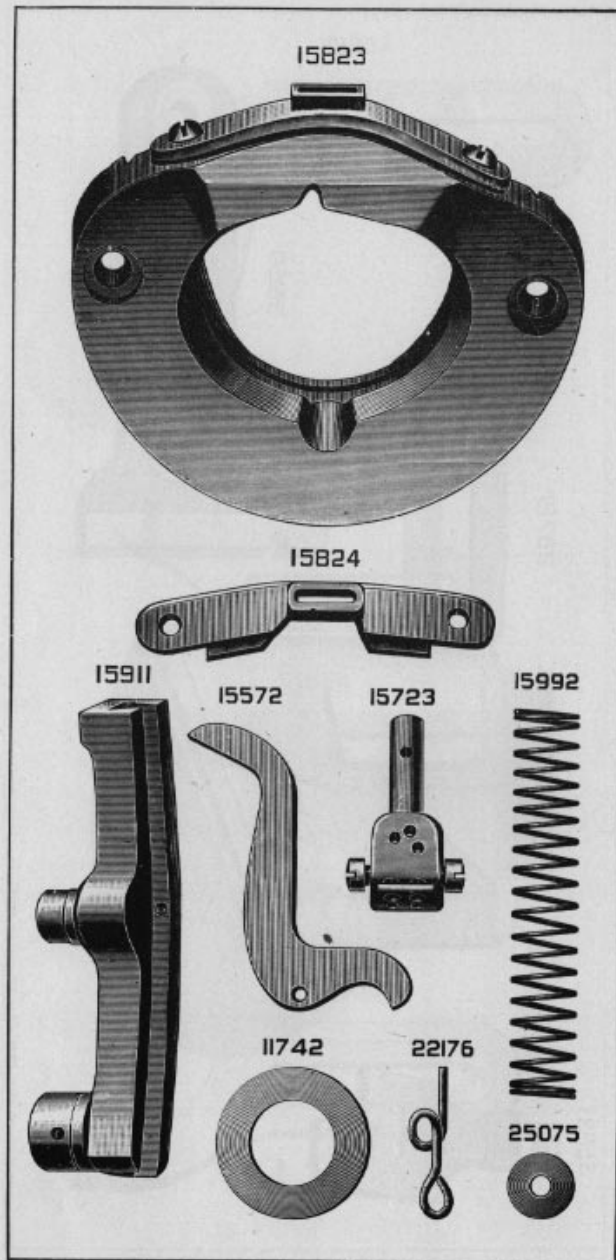



PLATE 3417—FULL SIZE



From the library of: Diamond Needle Corp

PLATE 3418—ONE-HALF SIZE



PLATE 3419—FULL SIZE




PLATE 3420—FULL SIZE


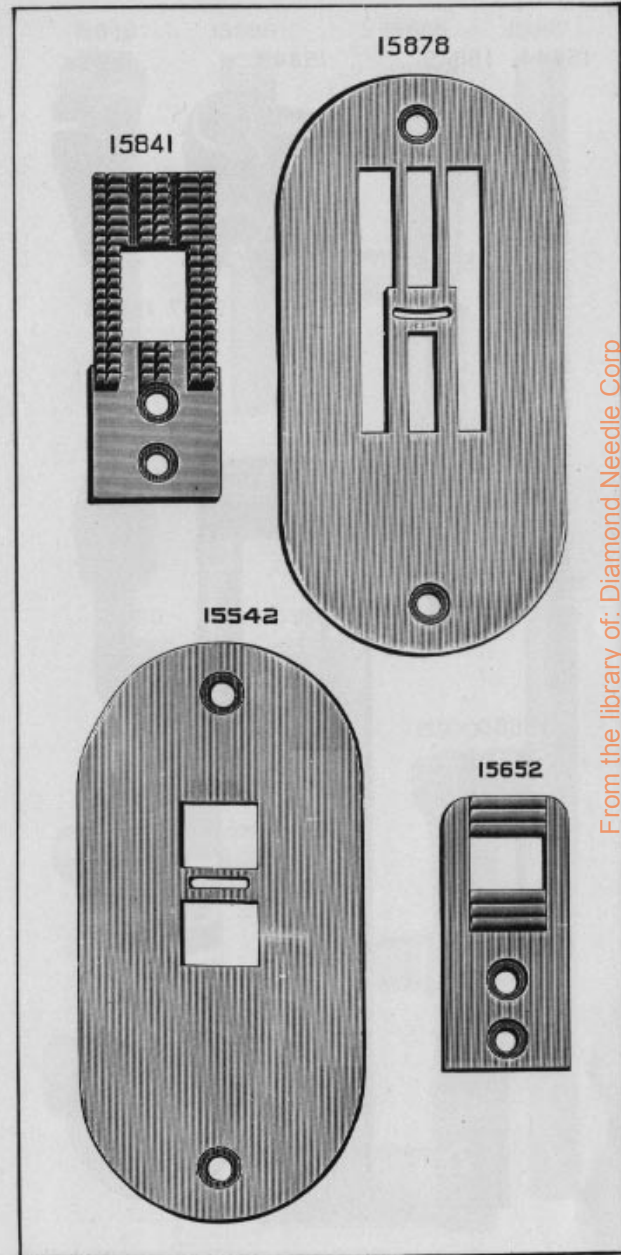


PLATE 3421—FULL SIZE



From the library of: Diamond Needle Corp

PLATE 3422—FULL SIZE




PLATE 3423—FULL SIZE




PLATE 3424—FULL SIZE





PLATE 3425—FULL SIZE



From the library of: Diamond Needle Corp.

PLATE 3426—ONE-HALF SIZE




PLATE 3427—FULL SIZE




PLATE 3428—FULL SIZE

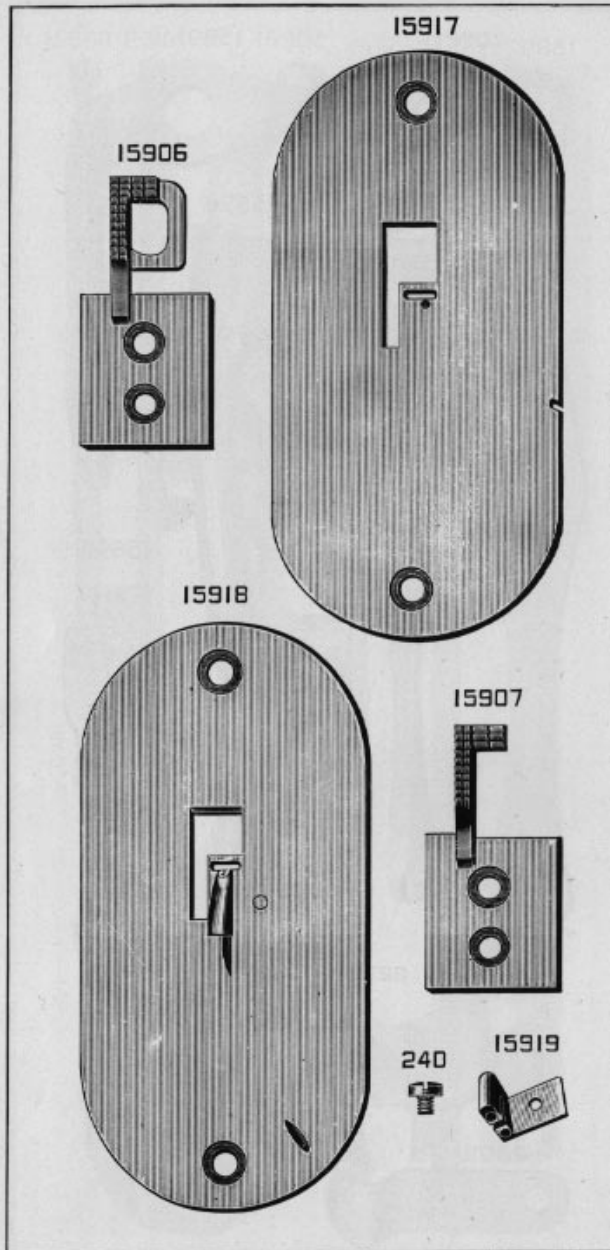


PLATE 3429—ONE-HALF SIZE




PLATE 3430—FULL SIZE




PLATE 3431—ONE-HALF SIZE




PLATE 3432—ONE-FOURTH SIZE




PLATE 3433—FULL SIZE




PLATE 3434—FULL SIZE

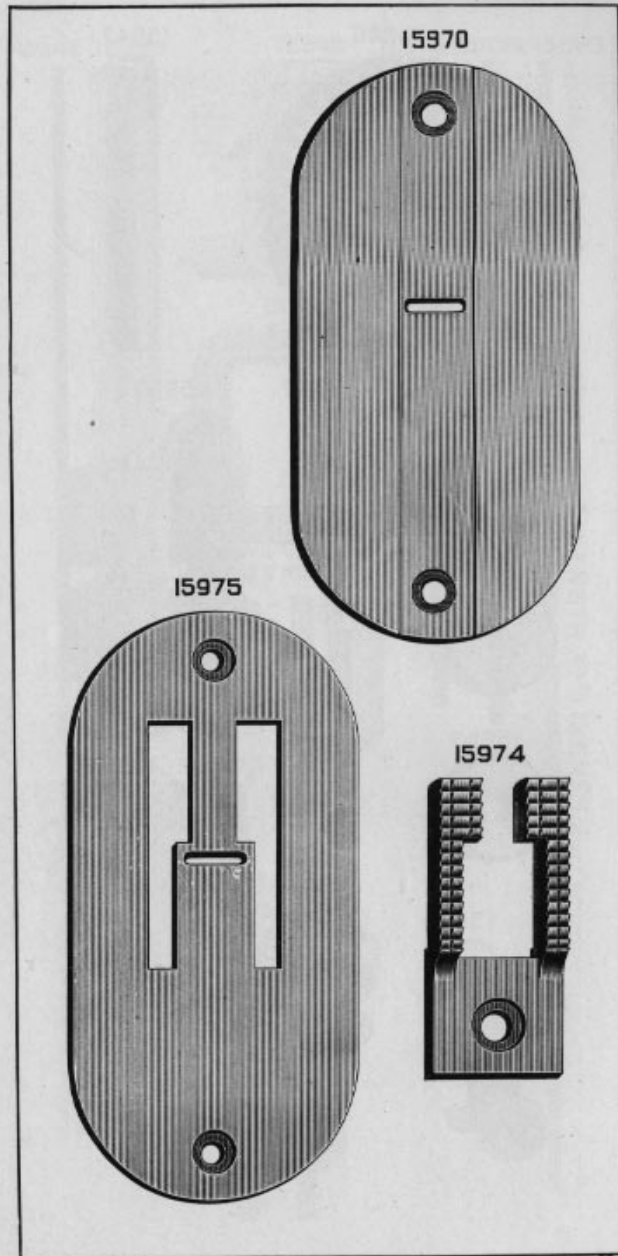



PLATE 3435—ONE-FOURTH SIZE



From the library of: Diamond Needle Corp

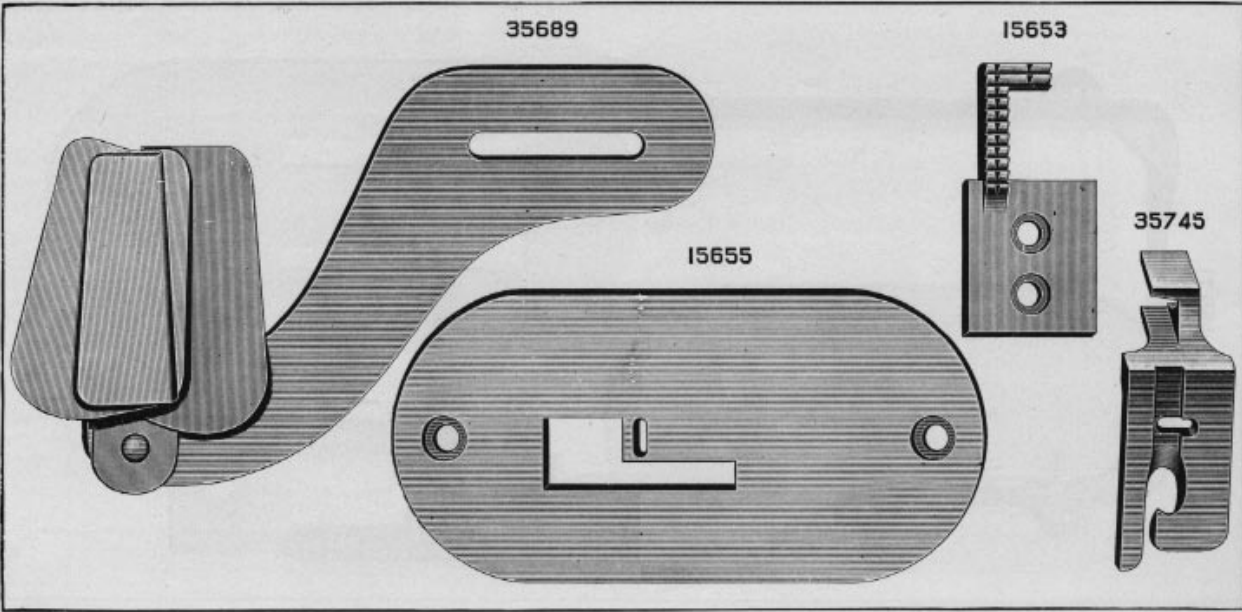


PLATE 3436—FULL SIZE

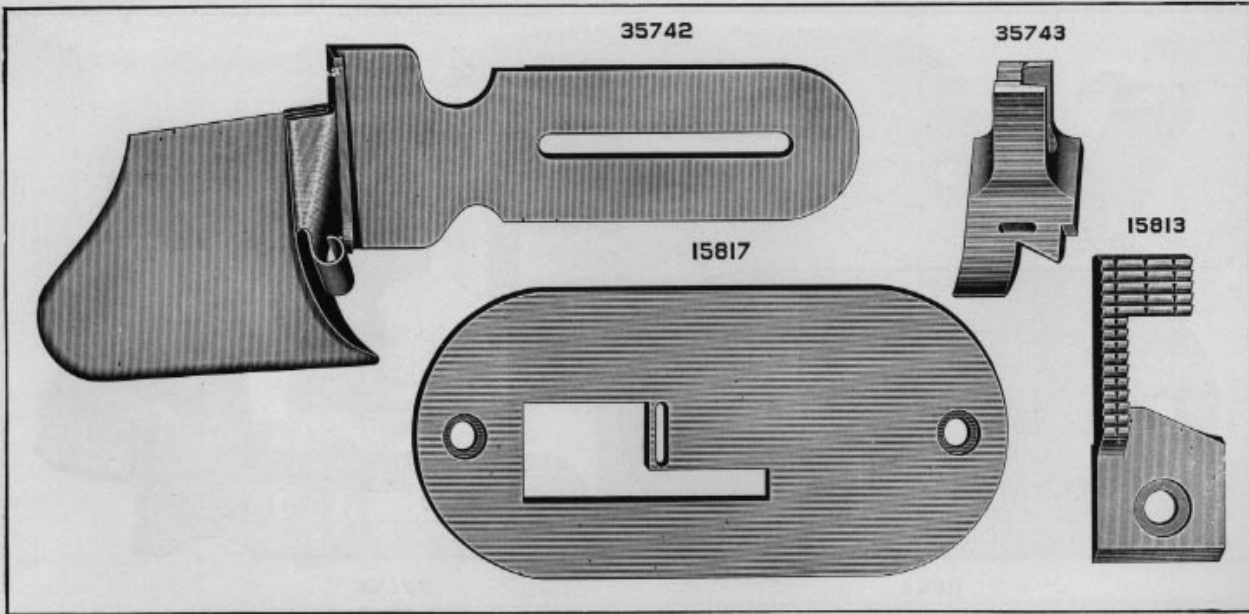


PLATE 3437—FULL SIZE

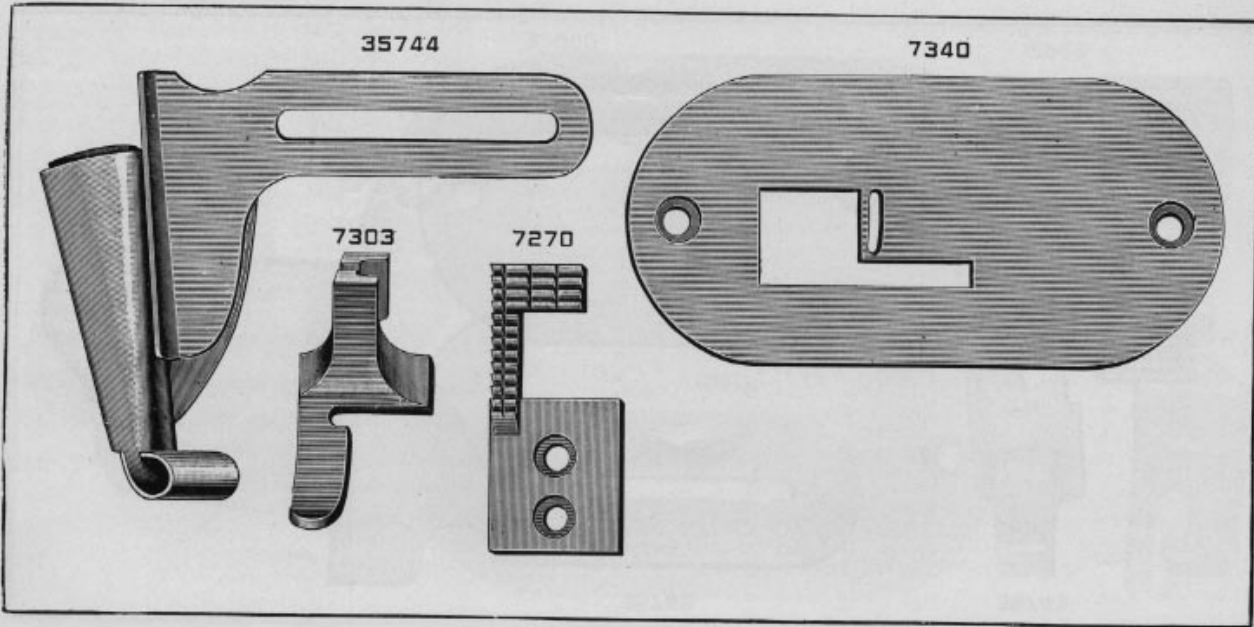
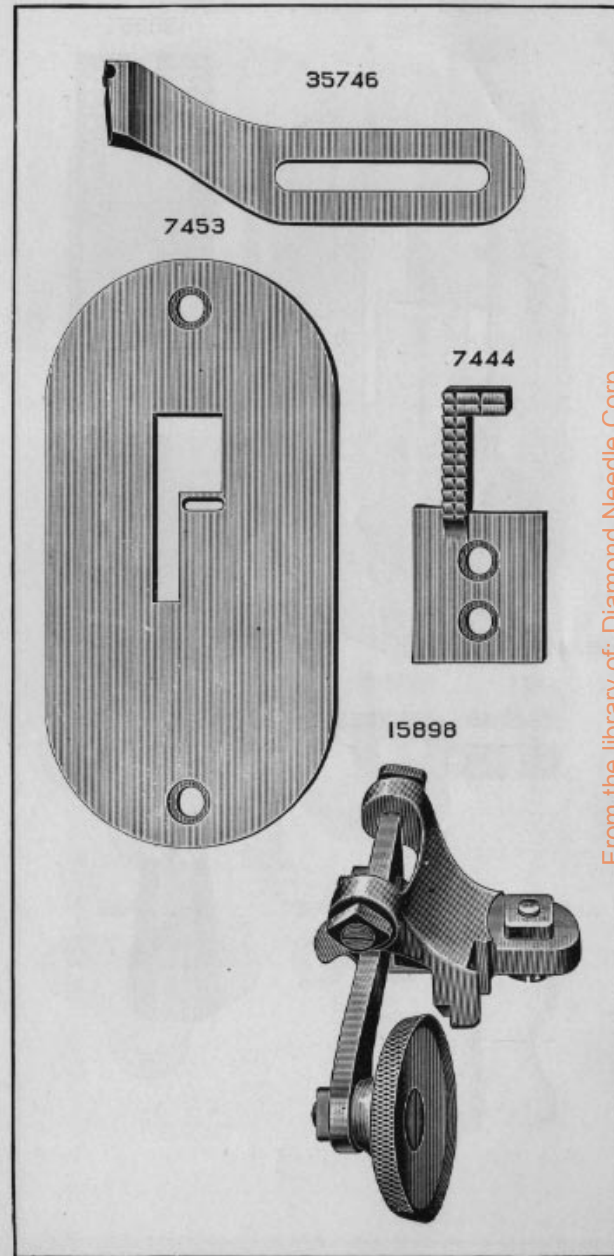


PLATE 3438—FULL SIZE

PLATE 3439—FULL SIZE



From the library of: Diamond Needle Corp

PLATE 3440—FULL SIZE

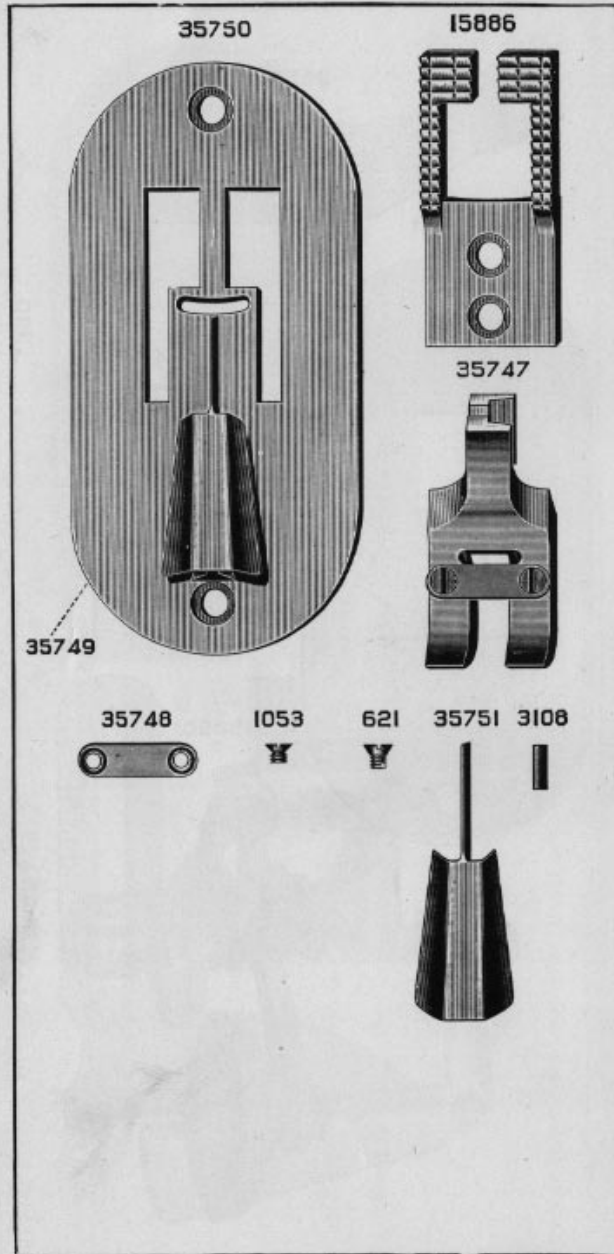
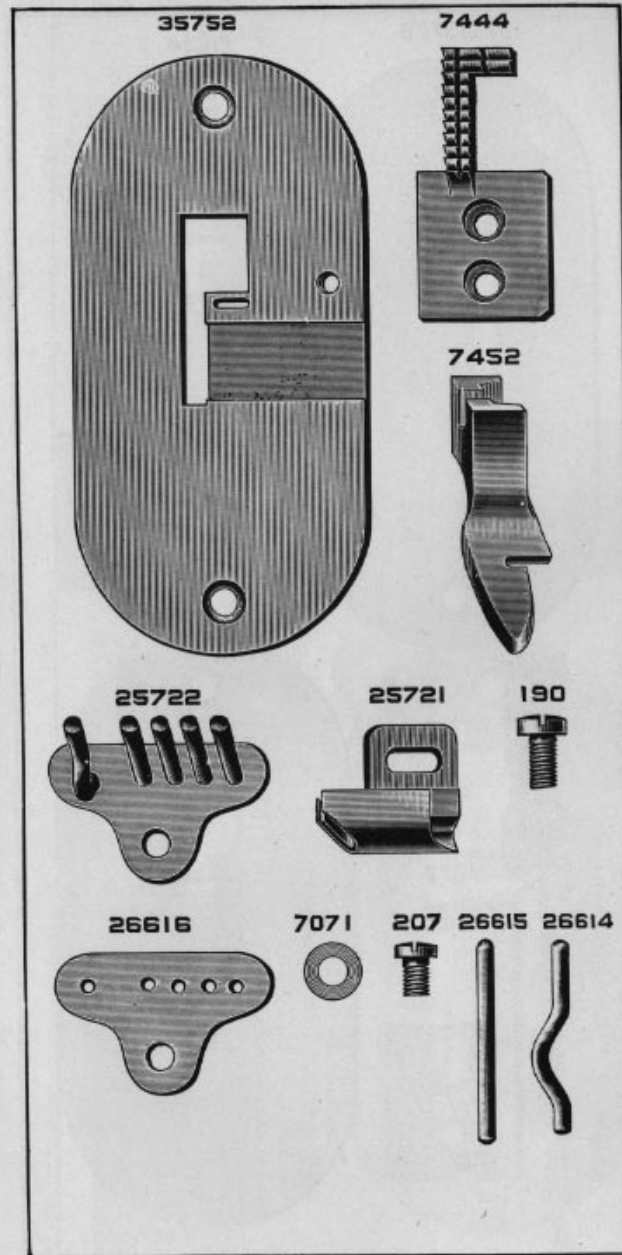


PLATE 3441—FULL SIZE



From the library of: Diamond Needle Corp

PLATE 3442—FULL SIZE

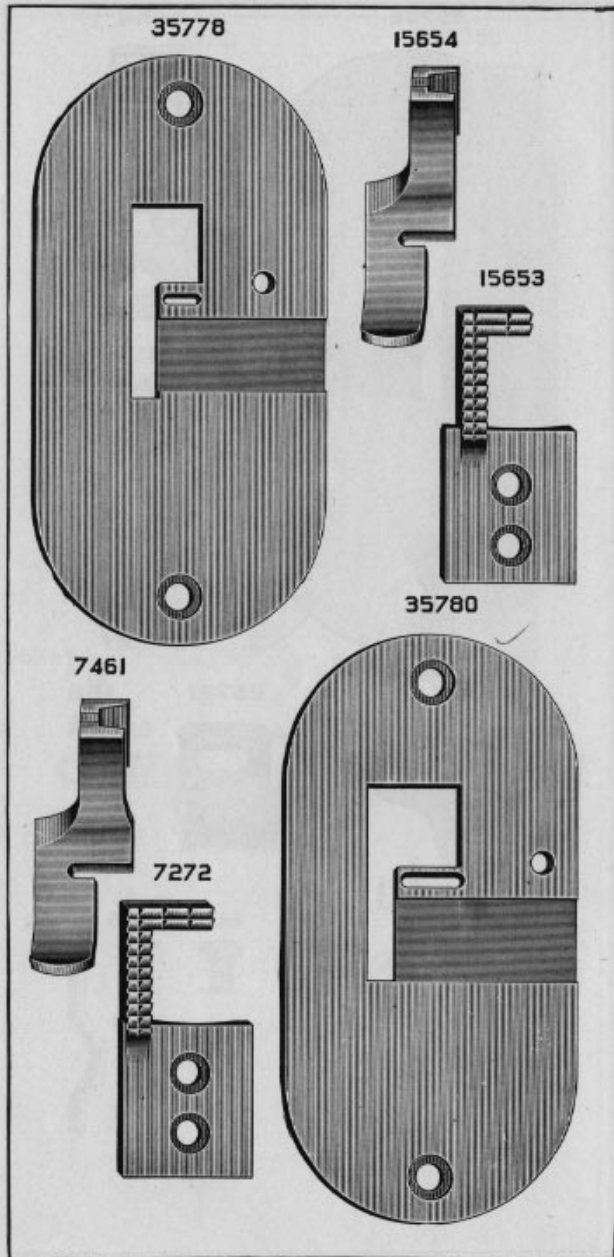
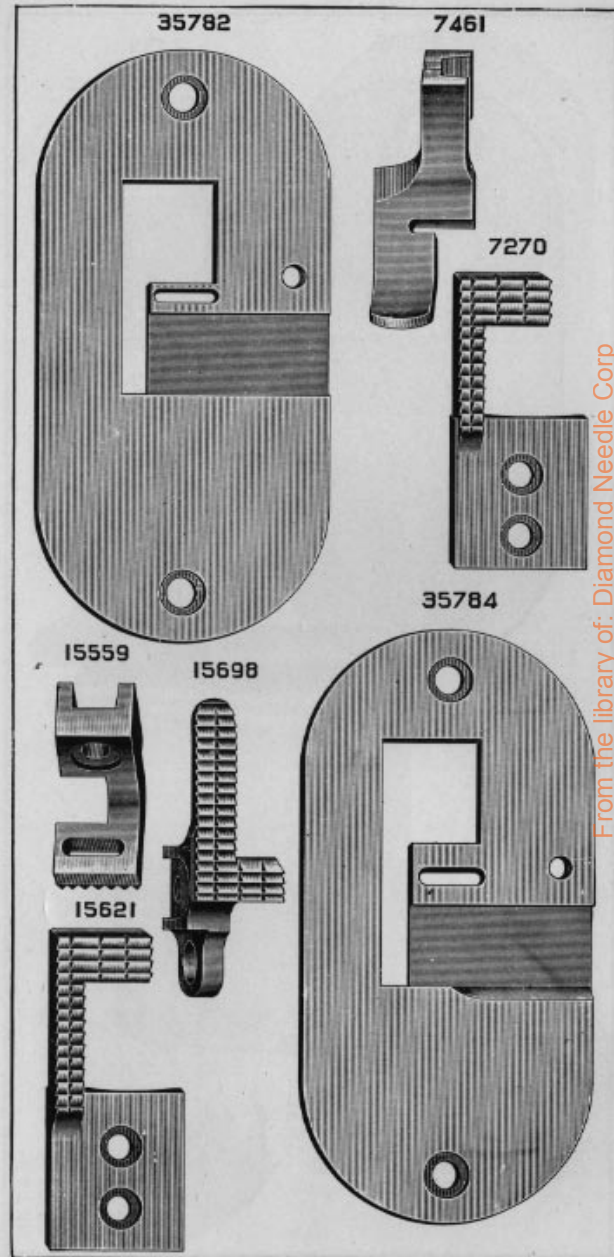



PLATE 3443—FULL SIZE



From the library of: Diamond Needle Corp

PLATE 3444—FULL SIZE

35805



7459



7461



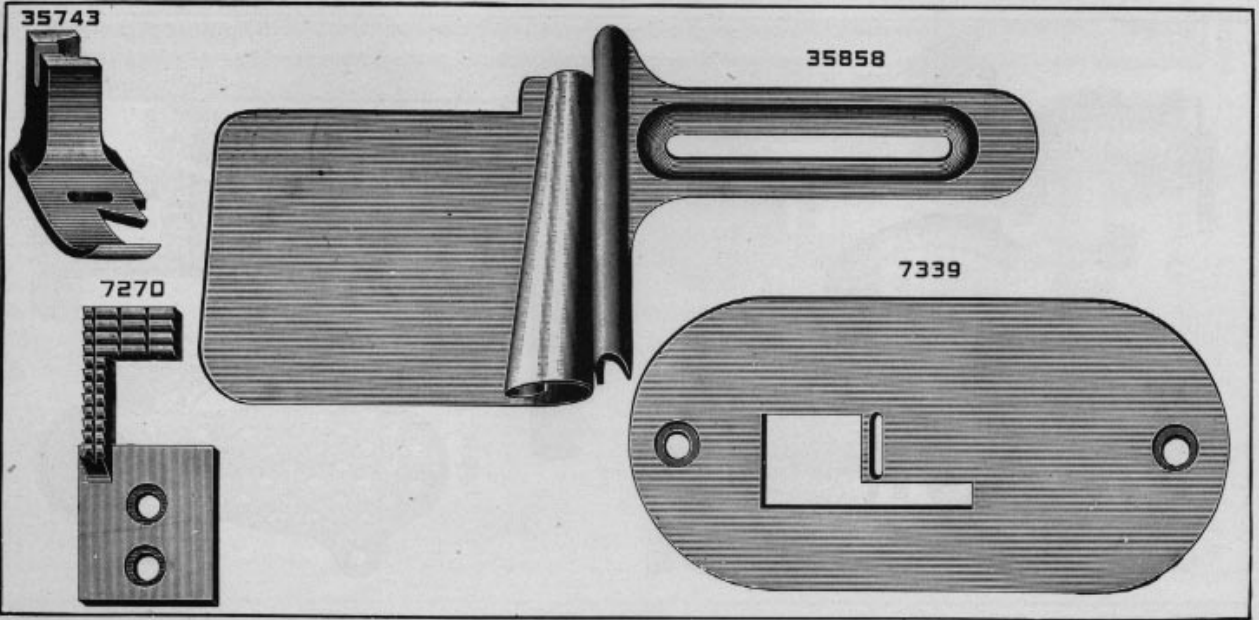


PLATE 3445—FULL SIZE

PLATE 3446—ONE-FOURTH SIZE




PLATE 3447—ONE-HALF SIZE




PLATE 3448—FULL SIZE




PLATE 3449—ONE-HALF SIZE

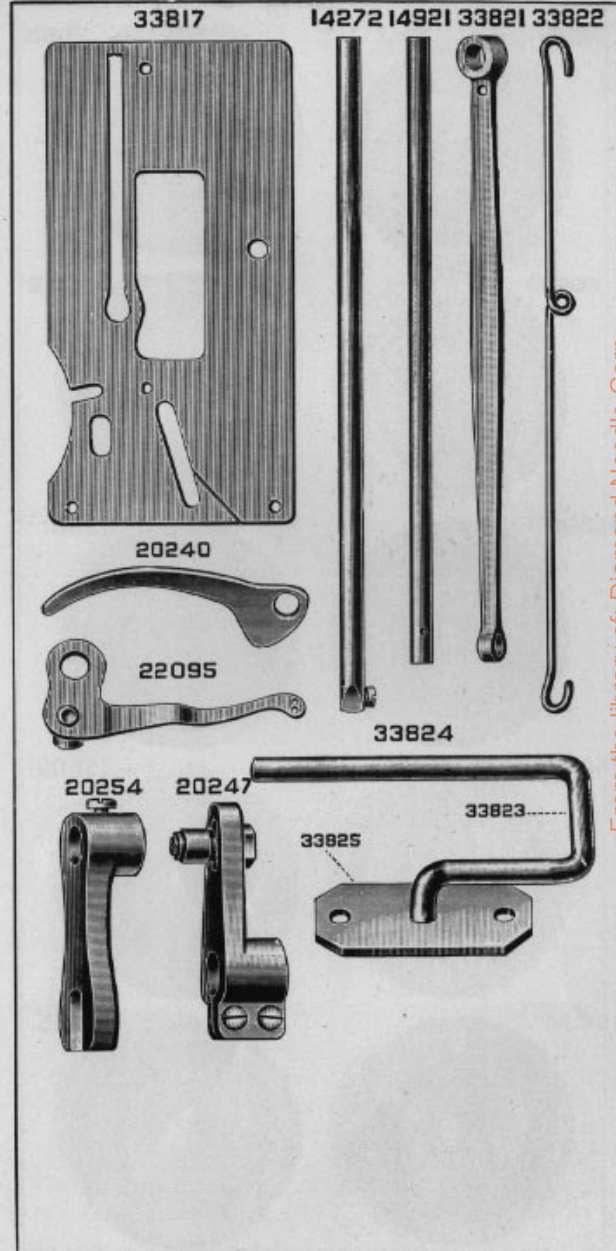
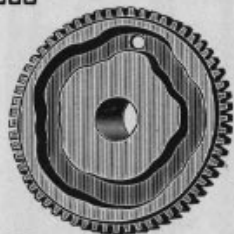
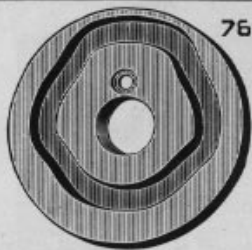


PLATE 3450—ONE-HALF SIZE

7686




7688




7690




15599




15600




15601




15602



15603



15604



15605






PLATE 3451—ONE-HALF SIZE


15606



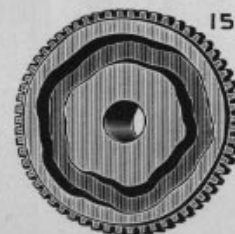
15607



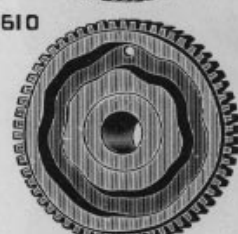
15608



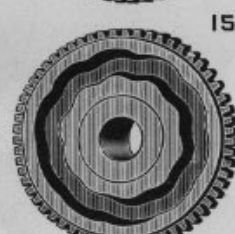
15609




15610




15611



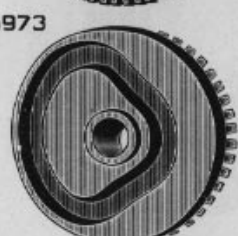
15612



15613



15973



33826

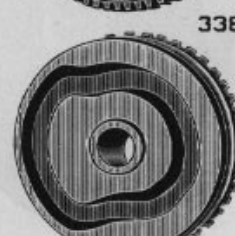


PLATE 3452—FULL SIZE




PLATE 3453—FULL SIZE

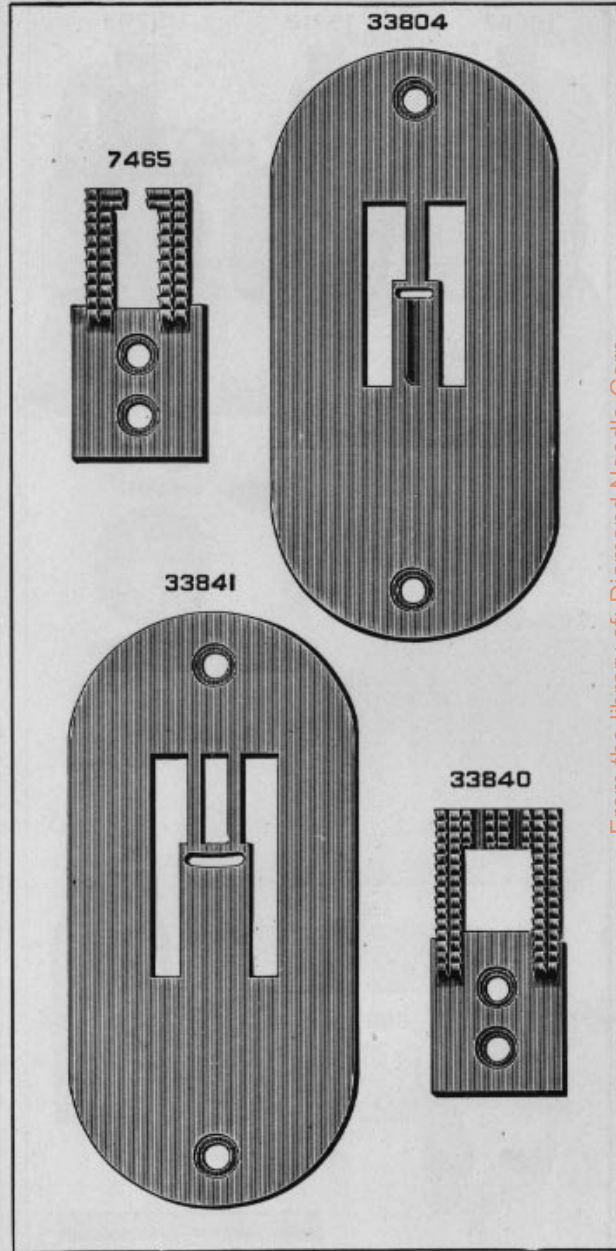


PLATE 3454—FULL SIZE





PLATE 3455—ONE-HALF SIZE



From the library of: Diamond Needle Corp

PLATE 3456—ONE-HALF SIZE





PLATE 3457—FULL SIZE



From the library of: Diamond Needle Corp

PLATE 3458—FULL SIZE

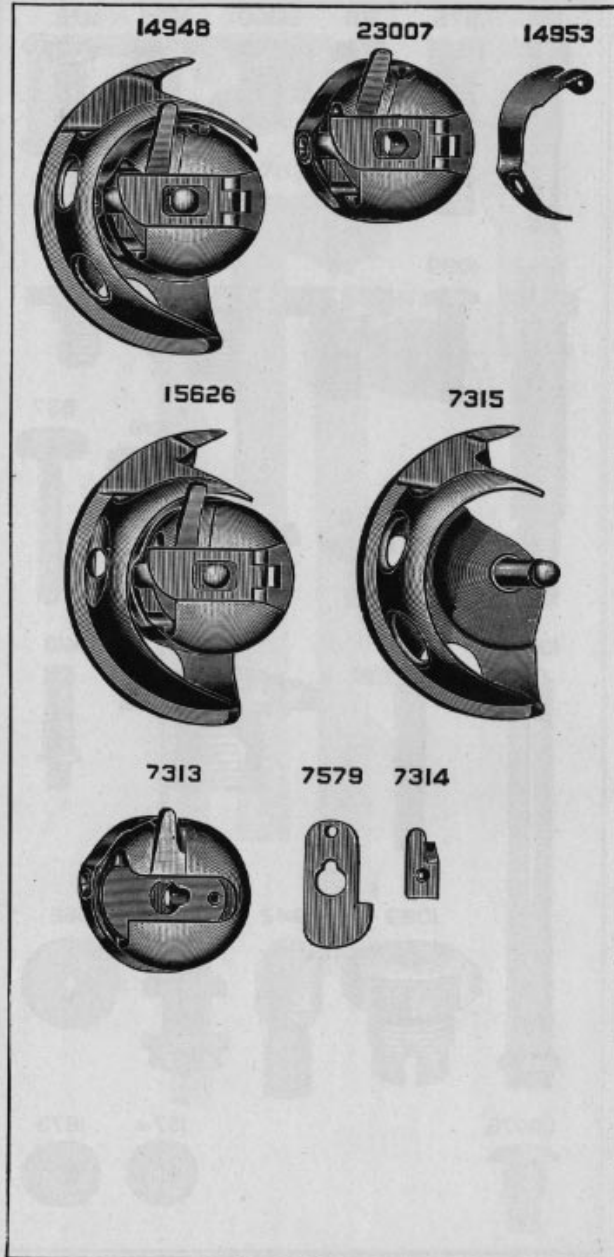



PLATE 3459—FULL SIZE



From the library of: Diamond Needle Corp

PLATE 3460—ONE-HALF SIZE






PLATE 3461—FULL SIZE



From the library of: Diamond Needle Corp

PLATE 3463—FULL SIZE



From the library of: Diamond Needle Corp

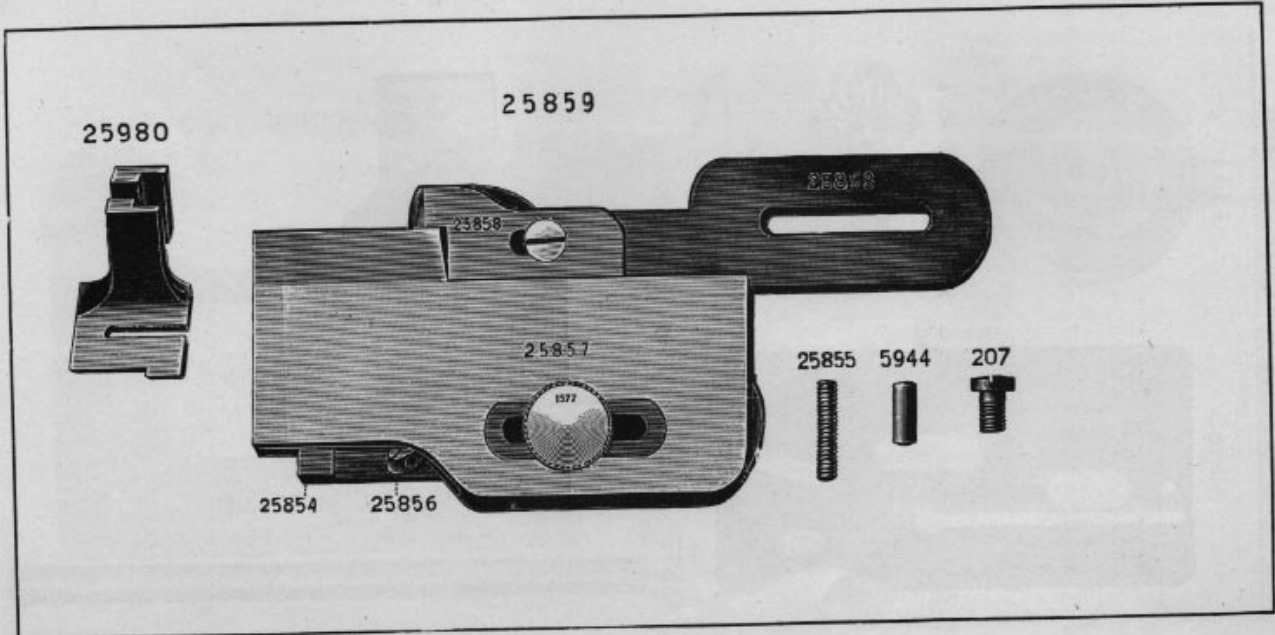




PLATE 3464—FULL SIZE

PLATE 3465—ONE-HALF SIZE

33863



33844



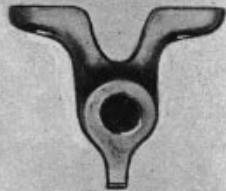
33875



33876



2764



33877



33884



33859



33992



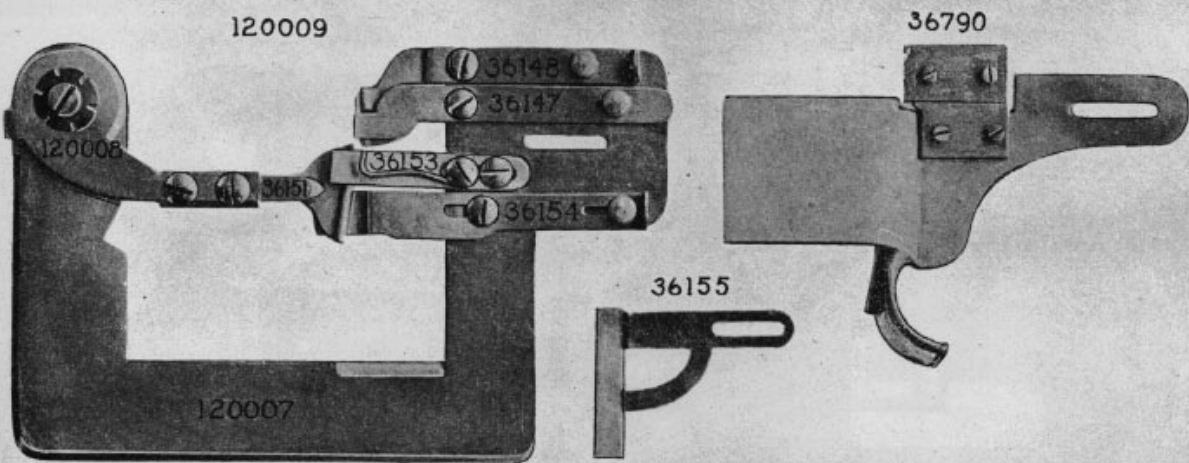


PLATE 3466—ONE-HALF SIZE

PLATE 3467—FULL SIZE

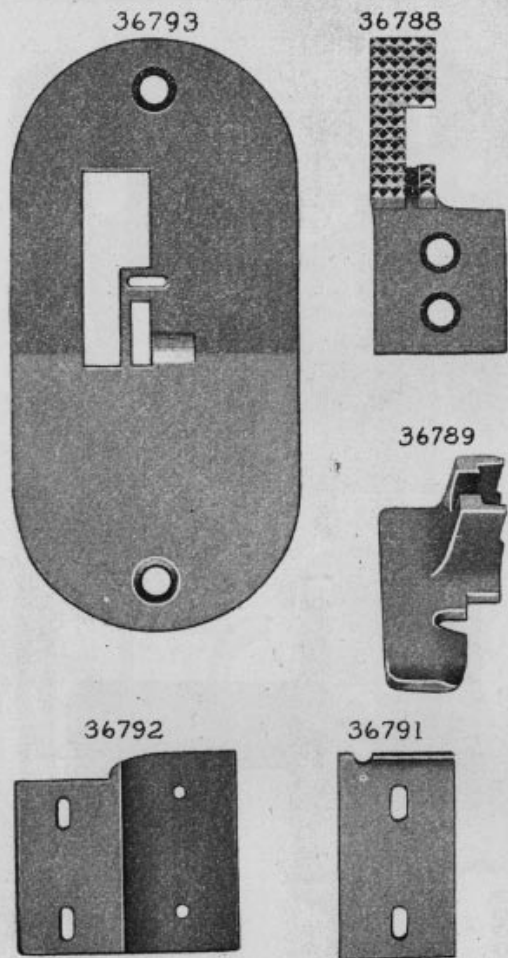


PLATE 3468—FULL SIZE



From the library of: Diamond Needle Corp

PLATE 3469—ONE-FOURTH SIZE




PLATE 3470—ONE-HALF SIZE

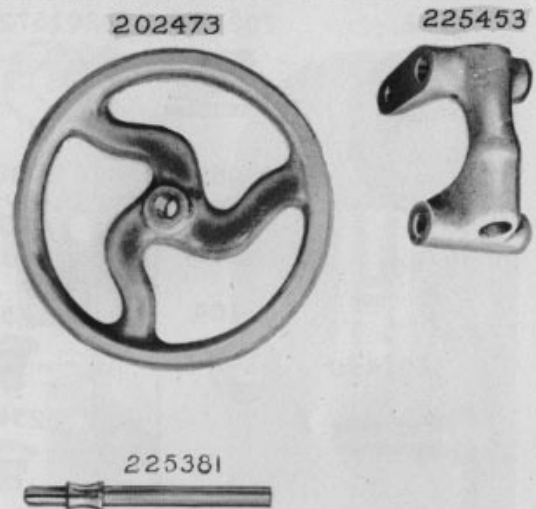


PLATE 3471—FULL SIZE





PLATE 3472—FULL SIZE



From the library of: Diamond Needle Corp

PLATE 3473—ONE-HALF SIZE




PLATE 3474—FULL SIZE



From the library of: Diamond Needle Corp

PLATE 3475—ONE-HALF SIZE



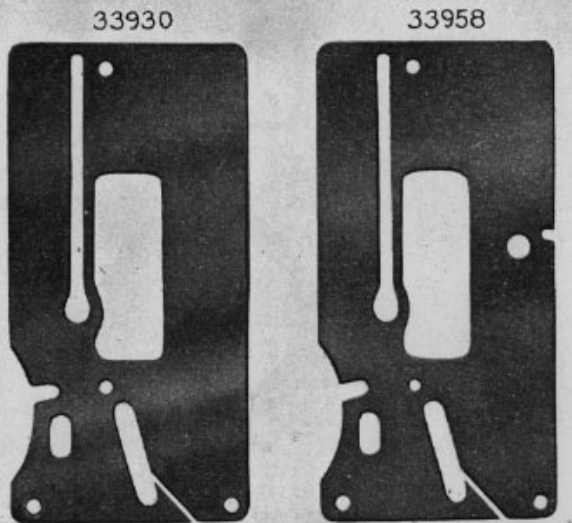






PLATE 3476—FULL SIZE



From the library of: Diamond Needle Corp

PLATE 3475—ONE-HALF SIZE










PLATE 3476—FULL SIZE




From the library of: Diamond Needle Corp

PLATE 3477—ONE-FOURTH SIZE

126036



14358



14209

14357

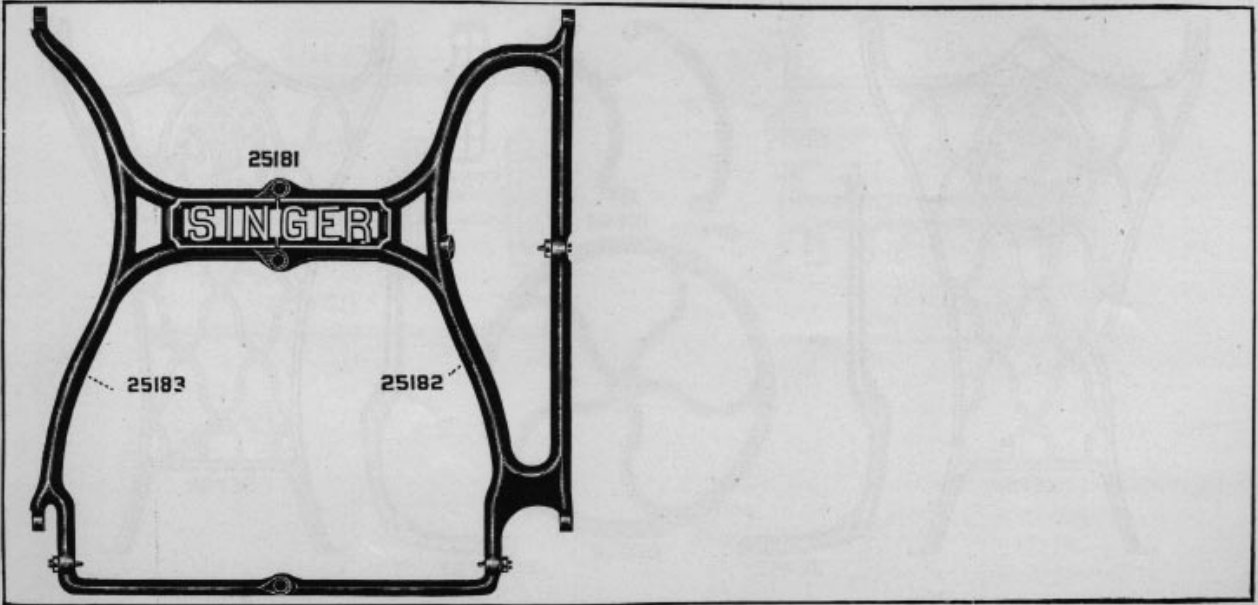


PLATE 3808—ONE-EIGHTH SIZE

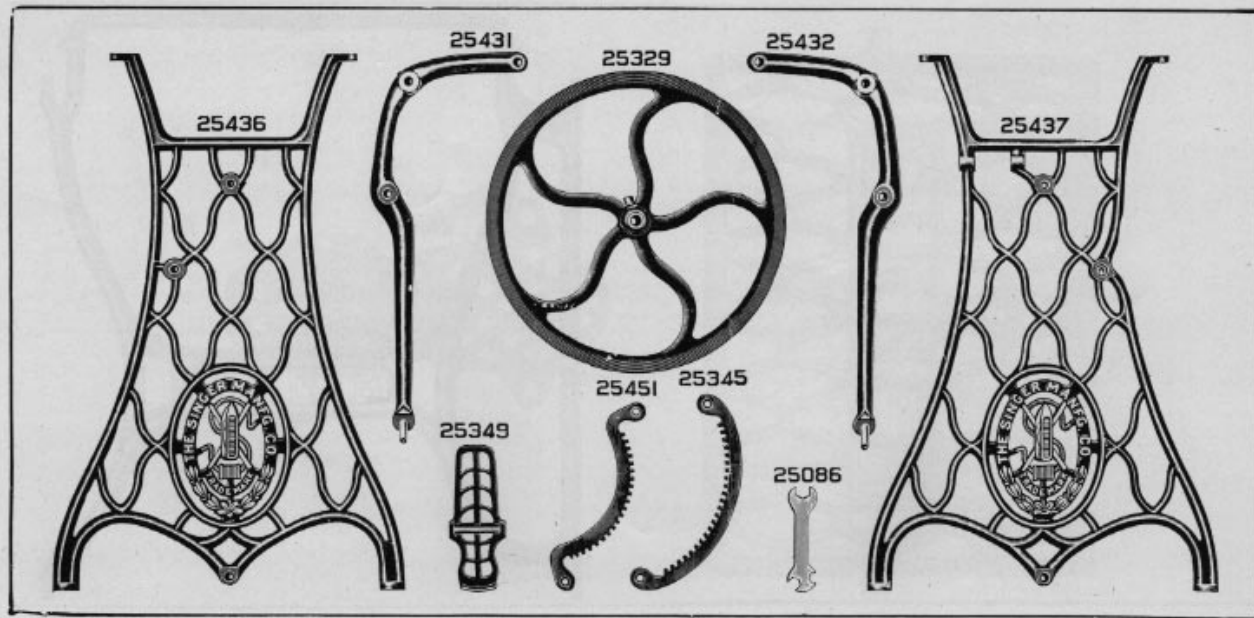


PLATE 3813—ONE-NINTH SIZE

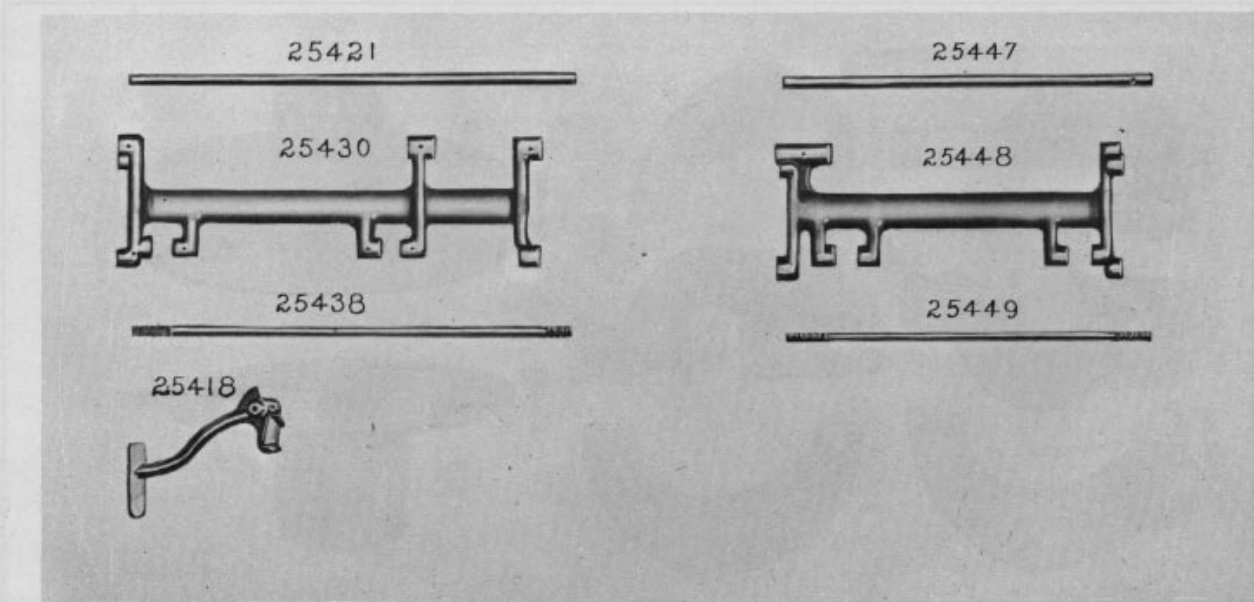


PLATE 3814—ONE-NINTH SIZE

PLATE 3815—ONE-HALF SIZE

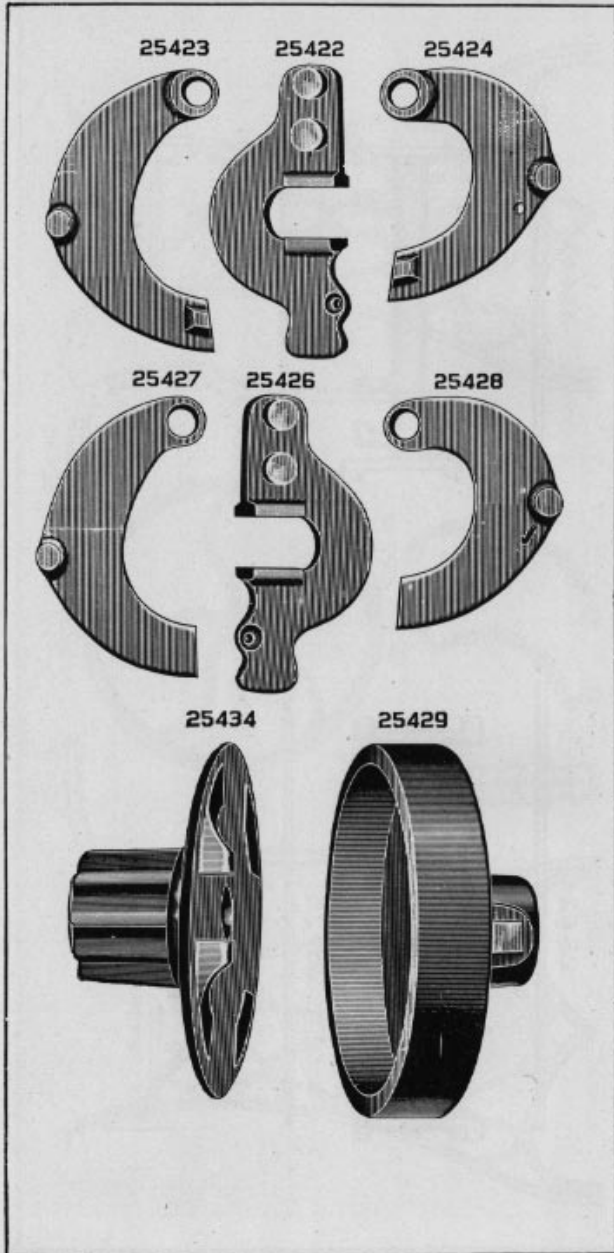


PLATE 3816—ONE-HALF SIZE





PLATE 3817—FULL SIZE



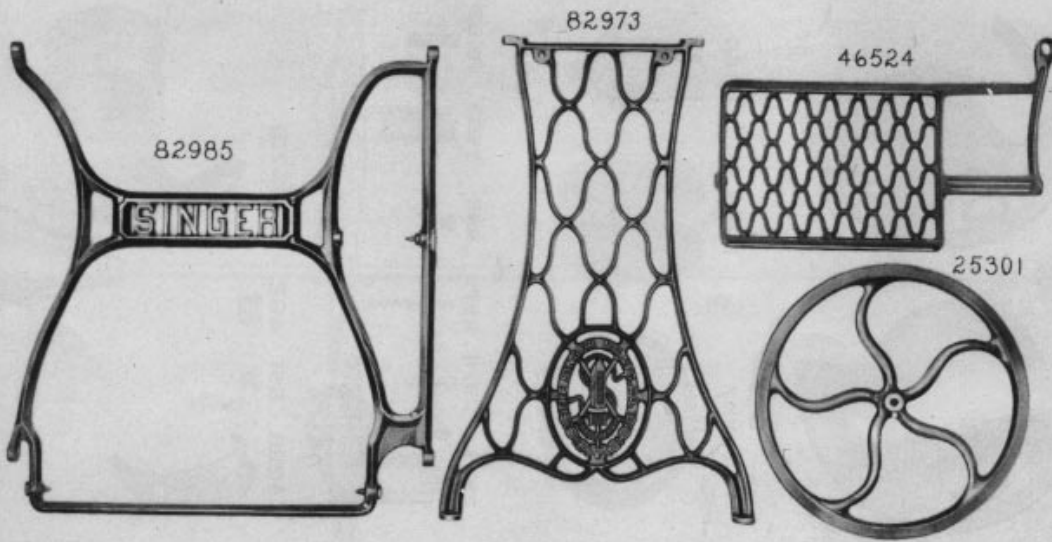


PLATE 5216—ONE-NINTH SIZE

PLATE 5500—FULL SIZE


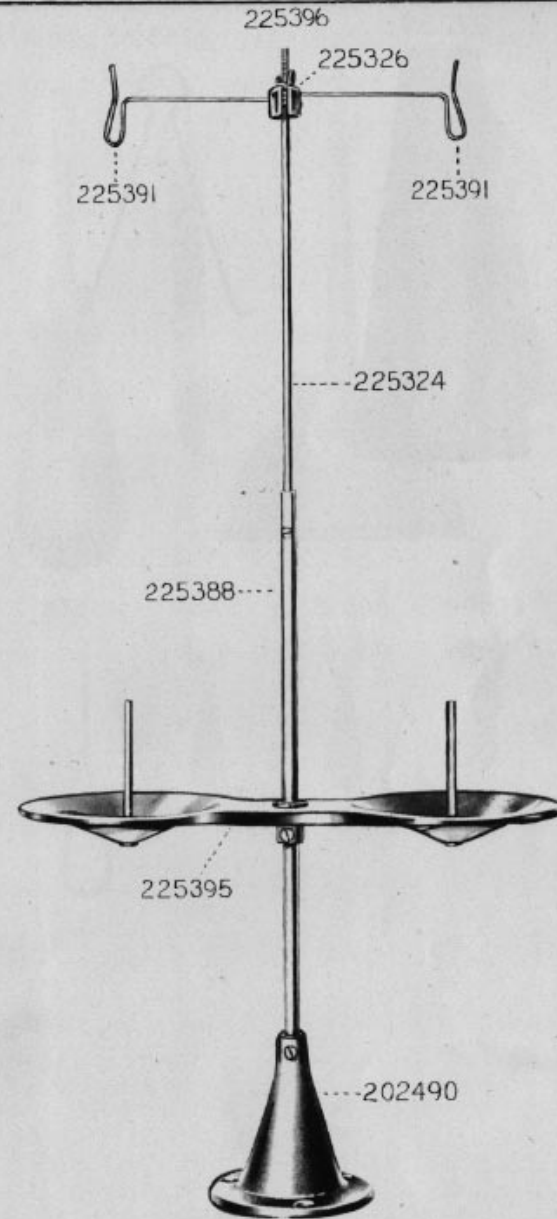


PLATE 7233—ONE-FOURTH SIZE



From the library of: Diamond Needle Corp

PLATE 7234—ONE-HALF SIZE

27739



225390



PLATE 7341—ONE-HALF SIZE

26026




120341



120342



26485



120343

25539



4822



22003



19079



From the library of: Diamond Needle Corp

PLATE 8523—ONE-SIXTH SIZE

